Town of Framingham Massachusetts



Annual Report
January 1, 2017 - December 31, 2017

Framingham's Town Seal: In the year 1900, the Framingham Town Seal was redesigned for the Town's bicentennial to recognize the community's prominence in education and transportation. The Framingham State Normal School, a free public school and the first of its kind in America, is represented by the structure at the top of the design. Governor Danforth, the founder of Framingham and owner of much of its land, is acknowledged by the words "Danforth's Farms 1662" on the shield in the center. The wheel with spokes drawn as tracks radiating in six different directions represents the steam and electric railroads and signifies the Town's position as a transportation hub. Surrounding the words "Town of Framingham Incorporated 1700" is an illustrative border of straw braid, which honors the prominent role Framingham played in the manufacture of hats and bonnets in the 1800s.

TOWN OF FRAMINGHAM, MASSACHUSETTS
ANNUAL REPORT 2017 — TABLE OF CONTENTS

ORGANIZATIONAL CHART.....V

GENERAL GOVERNMENT.....1

ELECTED OFFICIALS & APPOINTMENTS.....2

BOARD OF SELECTMEN.....3

TOWN MANAGER.....4

TOWN CLERK.....5

OFFICIAL RESULTS.....7

ELECTION RESULTS.....25

TOWN COUNSEL.....32

HUMAN RESOURCES.....52

VETERANS' BENEFITS AND SERVICES.....54

TECHNOLOGY SERVICES.....55

FACILITIES MANAGEMENT.....60

CAPITAL BUILDING PROJECTS.....62

MEDIA SERVICES.....64

LICENSING.....66

FINANCE.....68

CHIEF FINANCIAL OFFICER.....68

TOWN ACCOUNTANT.....70

TREASURER/COLLECTOR.....88

BOARD OF ASSESSORS.....121

PURCHASING DEPARTMENT.....132

RETIREMENT SYSTEM.....134

PUBLIC SAFETY & HEALTH.....136

POLICE DEPARTMENT.....136

AUXILIARY POLICE.....139

ANIMAL CONTROL.....140

FIRE DEPARTMENT.....142

HEALTH DEPARTMENT.....147

INSPECTIONAL SERVICES.....151

DEPARTMENT OF WEIGHTS & MEASURES.....153

TOWN OF FRAMINGHAM, MASSACHUSETTS
ANNUAL REPORT 2017 — TABLE OF CONTENTS

PUBLIC WORKS.....155

ENGINEERING & TRANSPORTATION.....156

HIGHWAY DIVISION.....158

SANITATION DIVISION.....160

WATER DIVISION.....161

WASTEWATER DIVISION.....162

FLEET, FACILITIES, & COMMUNICATIONS DIVISION.....163

LIGHTING AND SIGNALS DIVISION.....164

ADMINISTRATION & FINANCE.....164

COMMUNITY AND ECONOMIC DEVELOPMENT.....166

PLANNING DEPARTMENT.....166

ECONOMIC DEVELOPMENT.....167

ZONING BOARD OF APPEALS.....171

COMMUNITY DEVELOPMENT DEPARTMENT.....172

FRAMINGHAM PLANNING BOARD.....174

RECREATION AND CULTURAL AFFAIRS.....178

PARKS AND RECREATION COMMISSION.....179

RECREATION.....179

PARKS MAINTENANCE.....180

CEMETERIES.....181

LORING ARENA.....182

COUNCIL ON AGING/CALLAHAN CENTER.....182

EDUCATION AND LIBRARIES.....184

FRAMINGHAM PUBLIC SCHOOLS.....184

KEEFE TECHNICAL SCHOOL.....194

FRAMINGHAM PUBLIC LIBRARY.....199

TOWN OF FRAMINGHAM, MASSACHUSETTS
ANNUAL REPORT 2017 — TABLE OF CONTENTS

GENERAL COMMITTEES.....201

CONSERVATION COMMISSION.....201

TOWN OF FRAMINGHAM FINANCE COMMITTEE.....204

HISTORICAL COMMISSION.....207

HISTORIC DISTRICT COMMISSION.....208

TOWN MEETING.....209

TOWN MEETING JOURNAL.....209

STANDING COMMITTEE ON WAYS AND MEANS.....210

TOWN MEETING ATTENDANCE.....211

FEBRUARY 7, 2017 MEETING 1.....220

FEBRUARY 28, 2017 MEETING 2.....238

APRIL 25, 2017 MEETING 3.....240

MAY 4, 2017 MEETING 4.....275

OCTOBER 17, 2017 MEETING 5.....278

OCTOBER 18, 2017 MEETING 6.....289

STANDING COMMITTEES

STANDING COMMITTEE ON WAYS AND MEANS.....251, 259, 263, 266

STANDING COMMITTEE ON PLANNING AND ZONING.....280, 283

VOTERS

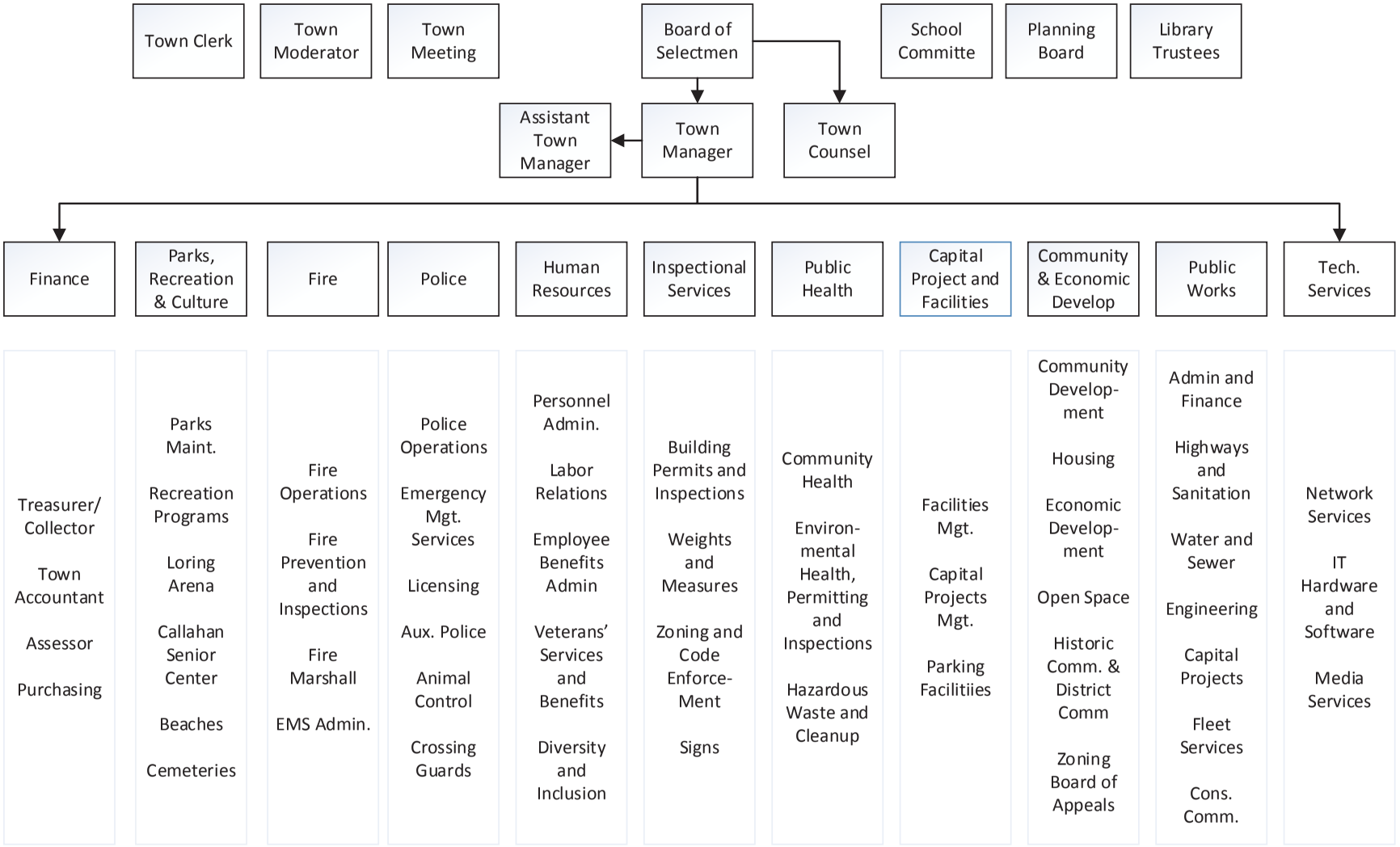
Town Clerk
Town Moderator
Town Meeting
Board of Selectmen
School Committe
Planning Board
Library Trustees
Assistant Town Manager
Town Manager
Town Counsel
Finance
Parks, Recreation & Culture
Fire
Police
Human Resources
Inspectional Services
Public Health
Capital Project and Facilities
Community & Economic Develop
Public Works
Tech. Services
Treasurer/ Collector
Town Accountant
Assessor
Purchasing
Parks Maint.
Recreation Programs
Loring Arena
Callahan Senior Center
Beaches
Cemeteries
Fire Operations
Fire Prevention and Inspections
Fire Marshall
EMS Admin.
Police Operations
Emergency Mgt. Services
Licensing
Aux. Police
Animal Control
Crossing Guards
Personnel Admin.
Labor Relations
Employee Benefits Admin
Veterans' Services and Benefits
Diversity and Inclusion
Building Permits and Inspections
Weights and Measures
Zoning and Code Enforce-Ment
Signs
Community Health
Environ-mental Health, Permitting and Inspections
Hazardous Waste and Cleanup
Facilities Mgt.
Capital Projects Mgt.
Parking Facilitiies
Community Develop-ment
Housing
Economic Develop-ment
Open Space
Historic Comm. & District Comm
Zoning Board of Appeals
Admin and Finance
Highways and Sanitation
Water and Sewer
Engineering
Capital Projects
Fleet Services
Cons. Comm.
Network Services
IT Hardware and Software
Media Services

SENIOR MANAGERIAL APPOINTMENTS

AS OF 12/31/16

Town Manager
Robert J. Halpin

Assistant Town Manager
James P. Duane

Police Chief
Kenneth M. Ferguson

Fire Chief
Joseph Hicks

Town Counsel
Christopher J. Petrini

Chief Financial Officer
Mary Ellen Kelley

Technology Services Director
Carly Premo Melo

Town Accountant
Richard G. Howarth, Jr.

Treasurer/Tax Collector
Carolyn R. Lyons

Chief Assessor
William G. Naser

Human Resources Director
Dolores Hamilton

Chief Procurement Officer
Jennifer Pratt

Building Commissioner/Inspectional Services Director
Michael A. Tusino

Community & Economic Development Director
Arthur P. Robert

Chief Engineer
William Sedewitz

Parks & Recreation Director
James Snyder

Public Health Director
Michael J. Blanchard

Veterans Benefits & Services Director
Peter Harvell

Conservation Administrator
Robert D. McArthur

Elder Services/Callahan Senior Center Director
Grace O'Donnell

Public Works Director
Peter Sellers

Town-Owned Buildings Foreman
James J. Paolini

Human Services Policy & Program Coordinator
Vacant

School Superintendent
Dr. Edward Gotgart (Acting)

Planning Board Administrator
Amanda L. Loomis

Library Director
Mark Contois

Liaison to the State Ethics Commission
Christopher Petrini, Esquire

BOARD OF SELECTMEN APPOINTMENTS

AS OF 12/31/16

Agricultural Advisory Commission

Tyler Rodgers	2019
Peter E. Whiting	2017
Thomas Hanson, Chair	2018
Dudley Stephan	2019
Carolyn Fox	2019
Jacqueline Mennino	2018

Bicycle and Pedestrian Advisory Committee

William Hanson, Chair	Indefinite
Edward Kross	Indefinite
Joseph Repole	Indefinite
Thomas Branham	2017
Ben Gustafson	2017
Bruce Ingle	2019

Board of Health

David W. Moore	2017
Laura Housman	2018
Judith Wester	2018
Michael R. Hugo, Chair	2019
Tammy C. Harris	2019

Cable Advisory Committee

Annabel Z. Dodd, Chair	2017
William Peter Barnes	2017
Morton J. Shuman	2017
Ron J. Rego	2018
Norma Shulman	2019

Cemetery Commission

Kathleen F. Hauck	2017
David Gudejko	2019
Joseph Kaufman	2019

Community Development Committee

Anne Arvedon	2017
Beverly C. Good, Chair	2017
Pablo Maia	2017
Edgar Roth	2017
Jacob Binnall	2017
Stephen Bransfield	2017
R. Evan Davis	2017

Conservation Commission

Sam Bade	2017
William G. Merriam	2018
Robert Bois, Chair	2018
Priya Gandhbir	2019
Jennifer Forman Orth	2019
Eve Lewinger	2017
TJ Liveston	2017

Constables

R. Scott Gonfrade	2019
Paul L.M. Kelley	2019
Sean McCarthy	2019
Paul A. Nardizzi	2019
Marjorie Goldin	2019
Nelson Goldin	2019
Rachel A. Minutolo	2019
Henry Ohrenberger	2019
William Pickett, Jr.	2019
Barry Sims	2019
Elizabeth A. Fuller	2017
Steven Driver	2018

Cultural Council

Joel Winett	2018
Judith Levine	2018
Mary Jane Dotson	2017
Norma Kent	2017
Esther Powell	2018
Katie O'Callaghan	2017
Kathryn Sucich	2017
Cindy Camuso (*Ex-Officio*)	2017

Cushing Chapel Board of Trustees

Edward T. Levay, Jr., Chair	2018
Deborah Butler	2017
Geri Weinstein	2017

BOARD OF SELECTMEN APPOINTMENTS CONTINUED

Disability Commission

Elise A. Marcil	2017
Susane Santone	2017
Craig Coleman	2018
Dennis Moran	2018
Karen Foran Dempsey, Chair	2019
Richard A. Finlay	2019
Rose Quinn	2019

Economic Development & Industrial Corporation

Richard J. Donovan	2017
Maureen E. Dunne	2017
Dan Rao	2017
Christopher DiBenedetto	2018
Michael Gatlin, Chair	2018
Scott W. Wadland	2018
Richard Gallitto	2019

Elderly & Disabled Tax Fund Committee

William G. Naser, Chief Assessor	Indefinite
Carolyn Lyons, Treas./Collector	Indefinite
Elizabeth Matterazzo	Indefinite
Howard Rouse	Indefinite
Eric C. Finn	Indefinite

Emergency Management Director

Steven Trask (Police)	Indefinite

Emergency Management Assistant Directors

Michael Dutcher (Fire)	Indefinite
Kathryn D. Ronconi (DPW)	Indefinite
Blaise Tersoni (Police)	Indefinite

Fair Housing Committee

Robert Anspach (Ex-officio, HR Comm.)	2017
Nathalie Jean (Ex-officio, CED Dept.)	2017
Bob Merusi (Ex-officio, F. Housing Auth)	2018
Druba Sen	2017
Cynthia Cobb	2018
Brandale Randolph	2018
Susan DiClemente Aaron	2018
Edgar Roth	2019
Cynthia M. Silva	2019

Fence Viewer

Eric Johnson	2018
Michael Tusino	2018

Historic District Commission

Henry Field	2017
Ted Grenham (Alternate)	2017
Helen Lemoine	2017
Stephen Greeley (District Resident)	2017
Susan Bernstein (Realtor)	2018
Amy D. Finstein (Alternate Arch. Hist)	2018
Calvin Smith	2018
Gerald Couto, Chair	2018
Julie A. Ferrari	2019
James Kubat (Architect)	2019
Andrew Mackin (Alternate)	2019

Historical Commission

Lewis Colten	2017
Susan Martone	2017
Jane B. Whiting	2017
Gerald Couto	2018
Thomas Joseph Schuetz	2018
Paul F. Silva	2019
Frederic Wallace, Chair	2019

Human Relations Commission

Robert Anspach, Chair	2017
Timothy Lee	2017
John Schaefer	2018
Michael E.N. Genovese	2019
Priscila Soares Sousa	2017
Kevin Murphy	2018
Mary Jane Dotson	2018
Kevin Aguirre	2018

Metro Area Planning Council

Robert Halpin	2017

MetroWest Regional Transit Authority

Cheryl Tully Stoll	2017

Park and Recreation Commission

David Gudejko	2017
Phillip Reitz	2017
Joseph Kaufman	2018
Joan Klan Rastani, Chair	2018
Kathleen F. Hauck	2019

BOARD OF SELECTMEN APPOINTMENTS CONTINUED

Town Historian

Frederic Wallace	Indefinite

Tree Warden

Francis Pawluczonek	2018

Veterans Council

Dawn Ross	2018
Richard A. Constant	2019
Nicholas Paganella	2019
Eric C. Finn	2017
Daniel Schuldman	2018
William Blumsack	2018
Gerald Blanchette	2018
Peter Harvell, VSO Ex-officio	Indefinite

Zoning Board of Appeals

Susan S. Craighead	2017
Philip R. Ottaviani, Chair	2018
Stephen Meltzer	2019
Edward V. Cosgrove (Associate)	2017
Joseph Norton (Associate)	2017
Robert Snider (Associate)	2017

ZBA -- Sign Appeals Board (Three Associate Members)

Edward V. Cosgrove, Chair, and two additional Associates review applications based on availability and absence of conflict of interest.

Local Water Resource Management Official

Peter A. Sellers	Indefinite

APPOINTMENTS BY THE MODERATOR

AS OF 12/31/16

Capital Budget Committee

Jeanne Bullock, Chair	2017
David F. Miles (Fin Com Rep)	2018
Kevin P. Crotty	2018
Edward J. Kross	2018
Richard J. Weader, II	2016
Dan Rao	2017

Finance Committee

Ambar Sarkar	2017
Dan Lampl	2018
Nancy Wilson	2018
David F. Miles	2018
Mahmood Akhtar, Chair	2019
Michael P. Cannon	2019
Elizabeth Funk	2019
Kurt Steinberg	2017

Government Study Committee

Wolf Haberman	2018
Barbara LeDuc	2017
Mel Warshaw, Chair	2017
Sue Bernstein	2016
Ed Mann	2016
Bradley C. Bauler	2018
Harold Moran	2019

Personnel Board

Roger Ahlfeld, Chair	2018
Stephen Rollins	2017
Stanley Lichwala	2019
Marvin Bernstein	2017

Real Property Committee

Robert Bolles	2017
Mark McClennan	2017
Kathy Vassar	2017
Judy Leerer	2018
Diane Pabst	2018
Andrea Carr-Evans	2019
Martin Ned Price, Chair	2019
Christine Long (Planning Board Representative)	2017
Cesar A. Monzon (Selectmen Representative)	2017
Heather Connolly (School Committee Representative)	2017
Nancy Wilson (Fin Com Representative)	2017
Joan Rastani (Park Commission Representative)	2017
TJ Liveston (ConCom Representative)	2017

Technology Advisory Committee

Ruzhuo Li	2014
Vale Sundravel	2017
Edward Kane	2018
Samuel W. Dowd	2019
Adam C. Levensohn	2019
Randall Cohen, Chair	2018

MISCELLANEOUS APPOINTMENTS
AS OF 12/31/16

Board of Assessors

Elizabeth Fekete	2017
Arthur Holmes	2017
Kathy Peirce	2017

Appointed by the Chief Financial Officer with approval of the Town Manager

Council on Aging

Clyde Dottin, Chair	2018
Linda Belleville	2018
Rick Killigrew	2018
Martin Cohen	2018
Betty Muto	2018
Kellianne Erath	2018
Fred Wallace	2018
Michelle Quinn Smith	2017
Lawrence J. Griffin	2018

Five appointed by the Board of Selectmen, six by the Council on Aging

Housing Authority

Janet Leombruno	2019

Appointed by the MA Department of Housing & Community Development

Registrar of Voters

Eng Cho	2018
Linda A. Fields	2016
Bruce C. Wester	2017

All of the above Appointed by Selectmen

Valerie Mulvey	2017

Appointed by default as Town Clerk

Loring Arena Committee

Richard Callahan	2018
Richard D. Ryan	2018
Jack Jagher	2018
Robert Lewis	2018
Joan Klan Rastani	2018
Joseph Tersoni	2018

Appointed by Town Manager

Retirement Board

Richard Howarth, Jr., Chair & Ex-officio

Mary Ellen Kelley	2017
Jon Fonseca	2017
John W. White	2018
Peter Rovinelli, Elected	2019

Two members appointed by Selectmen, two elected by members, one appointed by Retirement Board

General Government — Board of Selectman, Town Manager, Town Clerk

ELECTED TOWN OFFICIALS

As of 12/31/17

Town Clerk

Valerie Mulvey	2018

Town Moderator

Teri S. Banerjee	2018

Board of Selectmen

Cheryl Tully Stoll	2021
Laurie Lee	2018
Jason A. Smith	2019
Cesar A. Monzon	2019

School Committee

Michelle Brosnahan	2017
James H. Stockless	2017
Donald C. Taggart, III	2017
Beverly K. Hugo	2018
James J. Kelly	2018
Heather A. Connolly	2017
Richard A. Finlay	2017

Regional Vocational School Committee

A.J. Mulvey	2017
Michael M. Rossi	2017
James Cameau	2018
John H. Evans, III	2018
Myra Bushell	2018
Larry Cooper	2019
Linda B. Fobes	2019
John M. Kahn	2019

Planning Board

Christine A. Long	2017
Thomas F. Mahoney	2018
Stephanie A. Mercandetti	2018
Lewis Colton	2019
Victor A. Ortiz	2019

Library Trustees

Aruthur M. Finstein	2017
Samuel L. Klaidman	2017
Jo-Anne Thompson	2017
Elizabeth Roy	2017
Maria E.L. Barry	2018
Eric Doherty	2018
Janet L. Harrington	2018
Nancy Coville Wallace	2018
Robert M. Dodd	2019
Elizabeth F. Fideler, Chair	2019
Ruth S. Winett	2019
William E. Wray	2019

Housing Authority

Janice M. Rogers	2019
Robert L. Merusi	2019
Stephen P. Starr	2017
Phyllis A. May	2018

Edgell Grove Cemetery Trustees

Susan Silva	2018
John J. Silva	2019
Dennis Cardiff	2020
Peter E. Whiting	2021
Barbara W. Ford	2017

Charter Commission

Teri Banerjee	Indefinite
Adam S. Blumer	Indefinite
Dennis W. Cardiff	Indefinite
Dennis L. Giombetti	Indefinite
George P. King, Jr.	Indefinite
Janet Leombruno	Indefinite
Valerie Mulvey, Chair	Indefinite
Jason A. Smith	Indefinite
John A. Stefanini	Indefinite

GENERAL GOVERNMENT — BOARD OF SELECTMAN, TOWN MANAGER, TOWN CLERK

GENERAL GOVERNMENT

Board of Selectmen | Town Manager | Town Clerk | Town Counsel | Human Resources | Technology Services | Facilities Management | Capital Building Project | Media Services | Licensing

Board of Selectmen

Memor Memorial Building, Rm 121
(508) 532-5400 | selectmen@framinghamma.gov

Selectmen Annual Report 2017

On April 4, 2017 the voters of Framingham narrowly passed a Home Rule Charter converting Framingham to a City as of January 1, 2018.

During our last year as a Town, the Board of Selectmen had numerous accomplishments while managing the challenges associated with the transition to a City form of government.

During the transition period between Election Day in April and December 31st, although government authority was limited, many goals were achieved.

The Board approved the first Women Veterans memorial in Town history for Memorial Hall.

We worked with the MWRTA, Keolis, the MBTA and MassDOT to expand and dramatically improve our commuter rail parking lot and established a long-term maintenance partnership with the MWRTA.

An agreement was reached regarding the former Jonathan Maynard School and Danforth Art resulting in that organization merging with the Framingham State University Foundation and keeping the museum and its very large and valuable collection in Framingham.

We extended a lease payment plan with Amazing Things Arts Center to keep that entity in downtown Framingham.

For the fourth year in a row the Board kept the tax levy increase well below the 2.5% limit. In those years annual increases were limited to 1.25%, 1.25% 1.25% and 1.75% thus leaving the proceeds of 5.5% of compoundable tax levy in the pockets of Framingham taxpayers.

The Board also sponsored a successful Town Meeting article putting a 3% local option tax on recreational marijuana sales at retail establishments.

We ended our 317 years as a Town with a strong cash position, excess tax levy capacity and a strong bond rating.

Additionally the Board revised Team Framingham's Boston Marathon charity selection process to make it completely impartial and open to more charities. The end result was a record year of fundraising by our runners.

We made progress on the cleanup efforts of contaminated south side properties. The Board pressured Eversource on cleaning up their legacy pollution at 350 Irving Street and received a $500,000 settlement recovering interest on previously deferred taxes due to their violation of the initial cleanup agreement. As part of that settlement, Framingham's Board of Health has improved control over that process.

The last few months of 2017 were bittersweet as we said goodbye to our long-standing Town form of government and the institution of representative Town Meeting.

There were tributes, recognitions and many fond memories shared during the transition period. The current Board of Selectmen invited all living former Selectmen back to a reception where we celebrated their service and the legacy their work gave our wonderful community.

The Board of Selectmen was able to convince Framingham's last Annual Town Meeting to put resources toward the renovation of Village Hall thus preserving our first Town Hall while sitting in a building that was about to become City Hall.

The Town form of government served the people of Framingham well for 317 years and many were excited about the potential for our community under a City form of government.

Respectfully Submitted,

Cheryl Tully Stoll, Chairman
Charles J. Sisitsky, Vice Chairman
Laurie Lee, Clerk
Jason A. Smith
Cesar A. Monzon

GENERAL GOVERNMENT — BOARD OF SELECTMAN, TOWN MANAGER, TOWN CLERK

Town Manager

Memor Memorial Building, Rm 121
(508) 532-5400 | selectmen@framinghamma.gov

It is my honor to present you the Town Manager's annual report for the calendar year ending December 31, 2017. It is impossible to either start or end a summary of that year's events without noting the momentous decision by Framingham voters to approve a Charter creating a new form of government and setting in motion a transition from the existing Town Manager/Selectmen/Town Meeting form to a city form of government led by an elected Mayor and an eleven member City Council, effective January 1, 2018.

The approval of the new charter was approved by voters by a vote of 5,690 to 5,528 at the Annual Town Election held on April 4, 2017. The new charter created a specific set of ground rules to govern the transition, including a provision that discouraged unnecessary decisions and commitments by town officials on subjects that could reasonably wait for the new government to be elected. Nevertheless, 2017 was a busy, eventful year for the Town Manager.

Late in 2015, a Special Town Meeting had overwhelmingly approved a rezoning of land in Downtown Framingham based on established principles of transit-oriented development. The new zoning was the centerpiece of a new development strategy for Downtown. In 2017, that action bore fruit in the form of two substantial multifamily residential developments creating just short of 500 new housing units within walking distance of the MBTA commuter rail station. Town meeting approved a pair of tax increment finance agreements, which were essential elements of the financing for the developments at a Special Town Meeting in February 2017. It is hoped that the creation of housing within a walkable downtown neighborhood will create additional business for existing merchants downtown and new businesses to meet new opportunities.

By the spring of 2017, conditions within the municipally owned Danforth Building had deteriorated to such an extent the Town was forced to condemn the building as unfit for human occupation due to lack of heat and other concerns. Several non-profit performing and visual arts organizations, which had been occupying the building as tenants-at-will and the Metro West Boys and Girls Club were required to vacate the premises. The Metro West Boys and Girls Club had enjoyed the benefit of a long term-lease to occupy the rear portion of the complex and had made a variety of investments to improve the property. As a result, the Town began negotiations with Club over the summer and reached a mutual agreement to settle any and all claims stemming from the early termination of the lease. A Special Town Meeting approved the settlement in October.

Another highly regarded art institution, the Danforth Museum, was required to leave the Danforth Building and soon placed its entire art collection into storage. The Danforth Museum, which had for several years hoped to relocate to the Jonathan Maynard Building on the Town Common, soon began negotiations with Framingham State University to create a partnership and ultimately create the Danforth Museum at FSU, utilizing the Jonathan Maynard Building as the home for the museum's art collection. Because the town had retained a right of first refusal when it sold the Maynard Building to the museum, town meeting was asked to vote to decline the right of first refusal and, as allowed, the conveyance of the Maynard Building to FSU in exchange for a major capital investment in the building by the university to create the exhibition space, studios and offices for the museum. Town meeting approved the conveyances in October.

The Special Town Meeting in October appropriated $5.7 million to construct a new fire station on A Street in the Saxonville neighborhood. The new station will replace the antiquated station located on Watson Place, which was structurally challenged and functionally obsolete in terms of housing contemporary fire and emergency medical apparatus and equipment.

The Special Town Meeting in October also appropriated $2.45 M to make much needed building improvements, including long overdue accessibility improvements to the historic Village Hall on Framingham Town Common. The improvements to HVAC and electrical systems and the installation of an elevator serving the hall on the second floor will assure that Village Hall, Framingham's first Town Hall, will remain a vital part of civic life in Framingham for generations to come.

The new charter approved in April prospectively abolished the position of town manager as the chief administrative officer of the town as of December 31, 2017, a little over five months short of the termination date in town manager's current employment agree-

ment. In the interest of a smooth transition to the new city form of government, in which an elected mayor would become the chief executive and administrative officer of the city, the Board of Selectmen amended the existing employment agreement and retained the incumbent town manager as a special advisor to the new mayor through June 4, 2018. I deeply appreciated this gesture on the part of Board and was pleased to continue to assist in the transition through the end of that contract.

On November 7, 2017, voters in Framingham's first election under the new city charter elected Dr. Yvonne M. Spicer as the first mayor of the newly established City of Framingham. Dr. Spicer would subsequently be sworn in on January 1, 2018, along with a new city council and school committee. It was an exceptional honor for me to work with Dr. Spicer during the transitional period on each side of her inauguration.

In the weeks following the election, the Board of Selectmen would vote for the last time as the town's chief executive to set the tax rate for the fiscal year that would end June 30, 2018. In do so, they would execute the fifth and final year of an ambitious five-year financial plan, which took advantage of what would ultimately turn out to be $20 M dollars in savings in health insurance costs between 2014 and 2018 to achieve a variety of strategic financial goals. Foremost among those goals was to moderate annual increases in residential tax bills to less than 1.5% a year. Other goals included funding a substantial Building Construction Stabilization Fund in advance of a major school construction project and reducing Framingham's overreliance on shifting the tax burden onto commercial and industrial taxpayers.

In closing, I wish to thank the Selectmen and other elected officials and town meeting members with whom I have worked with over the past five and half years. It has been a deep honor for me to have served as your town manager since the time of my appointment in 2012. I believe that it has been a time marked by progress in addressing a variety of critical needs within Framingham and creating new opportunities and advancements in town government. And to the senior management team and employees with whom I worked, I have to say, thank you.

At some point during the process that led to my appointment as town manager, I promised first and foremost, to be a Listener; secondly, a Learner; and thirdly a Leader. I hope I met those expectations. In the process, it has been the high point of my career to have served as your town manager.

Sincerely,

Robert Halpin, Town Manager

Town Clerk

Memorial Building, Rm 105
(508) 532-5521 | townclerk@framinghamma.gov

The Town Clerk's office is the focal point and source of information for most callers and visitors to the Memorial Building. Framingham is the 14th most populated municipality in Massachusetts. 68,318 residents were counted in the 2010 US Census. 39,371 Framingham residents are registered to vote. The presence of a birthing hospital, numerous nursing homes and many assisted living facilities contribute to our substantial work load.

Assistant Town Clerk Lisa Ferguson manages our daily operations in the Town Clerk and Election Divisions. She trains and supervises staff. Among many other responsibilities, Lisa produces the Town Meeting Journal, maintains the Town Clerk page on the Town website, and along with the Town Clerk administers the qualifying oath to appointed State officials and appointed and elected Town officials. Lisa has earned her Certified Municipal Clerk designation from the International Institute of Municipal Clerks. In the absence of the Town Clerk the Assistant Town Clerk assumes the authority and responsibilities of that position.

The Town Clerk Division is responsible for creating and preserving all the Town's vital records. Administrator Coordinator Emily Black and Administrator Melanie Otsuka registered 618 deaths and 583 marriages and issued 4236 dog licenses and 539 business certificates in 2017. Our revenue total was $230,680. Other responsibilities include but are not limited to: processing and issuing burial permits, death certificates, marriage licenses, marriage certificates and underground storage tank permits; collecting fines for the Board of Health, Conservation Commission, Police Department, Building and Public Works Departments and Animal Control; maintaining all permanent Public Way Access permits, Zoning Board of Appeals, Planning Board and Historic Commission decisions and appeals; conducting genealogy searches and

issuing raffle permits. Emily is also responsible for processing affidavits of correction of vital records, posting meetings and agendas and ensuring that the 48 hour requirement is met, recording Conflict of Interest receipts and registering births.

As a result of the Vitals Information Partnership (VIP) System we now receive all births to Framingham residents electronically. This has doubled the time necessary for the process. In 2016, 1044 births at MWMC were registered and 396 out of town births were processed for a total of 1440 births to Framingham residents. In October 2015, the Death VIP system became operational. This has significantly increased the work involved in processing burial permits and death certificates.

Danielle Cersosimo is the Election Coordinator. The Election Division is responsible for: conducting the Annual Town Census and elections; maintaining the Town's voter/census database and its related street listing; recording Town Meeting votes, filing Town Meeting original documents, preparing the Attorney General Bylaw submissions and posting the bylaws when they are approved. The last Annual Town Meeting met over four nights in April and May. Special Town Meetings met on February 7th and 28th, May 4th, October 17th and 18th. The last town meeting, the October 17th Fall Special Town Meeting met for two nights. In 2017 Danielle registered 2730 new voters, deleted 2242 voters, amended the records of 14880 voters and processed 1616 absentee ballots. Three elections were held in 2017: the last Town Election (28.42%), the first City Preliminary (27.52%) and the first City Election (39.18%). We are grateful to many people for assisting us in providing excellent service to our voters. These include but are not limited to: School Superintendents Tremblay and Evans who provide accessible voting locations at their schools and the principals who loan us their cafeterias, gyms and parking spaces on election day; James Paolini, Brent Blair and Town Facilities Management staff, Matt Torti, Ernie Moreau and School Building and Grounds staff, Domenic Jannetti and Keefe Tech Facilities staff; Reverend Volmar Scaravelli, Reverend Charles Williams and Reverend Heather Kattan who generously provide St. Tarcisius and Wesley United Methodist Parish Centers as voting locations at no cost and our election workers who work 15+ hour days to serve the voters.

The Board of Selectmen, Town employees, Town Officials, Town Moderator and Town Meeting Members provide consistent support to this office. It is a pleasure to work with them and with all who participate in our administration and government.

I am very grateful for the support of our dedicated, knowledgeable Town Manager, and Division and Department Heads. It is a privilege to call them my colleagues.

Finally, and most importantly I thank and commend my small dedicated staff for their hard work, professionalism and knowledgeable, friendly attitudes. They exemplify the Town's commitment to excellent customer service.

Respectfully submitted,

Valerie Mulvey, Town Clerk

General Government — Official Results

April 4, 2017

GENERAL GOVERNMENT — OFFICIAL RESULTS

Town Election Official Results - April 4, 2017

	1	2	3	4	5	6	7	8	9	10	11	12	13	14	15	16	17	18	Total
Moderator																			
Blanks	219	225	138	257	188	194	162	132	78	56	220	78	79	34	68	38	15	53	2234
Teri S. Banerjee	***533***	***544***	***361***	***539***	***491***	***421***	***397***	***386***	***208***	***115***	***489***	***186***	***220***	***99***	***134***	***49***	***28***	***108***	***5308***
Raymond E. Marchand, Jr.	314	357	246	324	316	325	229	254	156	69	337	146	198	114	160	55	28	134	3762
Write-Ins	5	6	3	0	3	3	2	3	2	0	5	0	0	0	0	1	1	3	37
Town Clerk																			
Blanks	306	294	182	334	288	229	234	173	101	77	232	99	113	53	83	35	15	60	2908
Valerie M. Mulvey	***756***	***829***	***560***	***775***	***702***	***706***	***545***	***592***	***337***	***159***	***805***	***307***	***379***	***192***	***275***	***104***	***55***	***234***	***8312***
Write-Ins	9	9	6	11	8	8	11	10	6	4	14	4	5	2	4	4	2	4	121
Selectmen																			
Blanks	555	625	385	594	519	501	445	388	191	146	560	221	233	126	218	98	53	160	6018
Laurie A. Lee	***591***	***510***	***347***	***480***	***479***	***401***	***345***	***357***	***208***	***108***	***473***	***178***	***207***	***100***	***129***	***47***	***29***	***105***	***5094***
Cheryl Tully Stoll	***514***	***545***	***328***	***621***	***480***	***479***	***368***	***393***	***232***	***99***	***466***	***175***	***231***	***112***	***133***	***60***	***29***	***124***	***5389***
Deborah A. Butler	204	287	238	262	255	243	198	169	122	62	231	116	139	69	116	43	17	97	2868
Gwendolyn Holbrow	270	293	194	281	259	260	216	235	131	65	363	128	180	85	128	38	15	106	3247
Write-Ins	8	4	4	2	4	2	8	8	4	0	9	2	4	2	0	0	1	4	66
School Committee																			
Blanks	1335	1253	810	1315	1120	997	921	783	417	285	1191	439	545	269	457	188	92	351	12768
Michelle A. Brosnahan	***414***	***459***	***298***	***420***	***394***	***379***	***322***	***338***	***202***	***128***	***449***	***173***	***211***	***118***	***143***	***59***	***35***	***127***	***4669***
James H. Stockless	359	446	307	386	389	389	280	354	187	94	425	151	159	102	108	41	23	89	4289
Donald C. Taggart, III	333	384	227	310	368	333	232	261	154	64	341	124	143	76	88	38	22	89	3587
Cheryl L. Gordon	***387***	***415***	***302***	***399***	***330***	***335***	***292***	***313***	***192***	***88***	***350***	***194***	***220***	***104***	***154***	***63***	***30***	***124***	***4292***
Scott W. Wadland	***378***	***432***	***296***	***521***	***387***	***388***	***316***	***266***	***175***	***61***	***393***	***147***	***211***	***72***	***136***	***39***	***13***	***110***	***4341***
Write-Ins	7	7	4	9	6	8	7	10	5	0	4	2	2	0	0	1	1	4	77
Planning Board																			
Blanks	410	385	260	437	359	337	305	234	137	96	359	157	169	69	116	50	21	92	3993
Christine A. Long	***647***	***733***	***479***	***672***	***634***	***593***	***473***	***529***	***300***	***143***	***682***	***250***	***323***	***176***	***243***	***90***	***50***	***204***	***7221***
Write-Ins	14	14	9	11	5	13	12	12	7	1	10	3	5	2	3	3	1	2	127
Library Trustee																			
Blanks	2160	2072	1391	2175	1870	1736	1541	1337	752	477	1966	771	902	477	756	299	150	584	21416
Arthur M. Finstein	***539***	***628***	***396***	***580***	***534***	***512***	***408***	***451***	***270***	***130***	***567***	***212***	***266***	***120***	***171***	***66***	***34***	***144***	***6028***
Joanne Thompson	***547***	***634***	***417***	***581***	***548***	***530***	***412***	***453***	***268***	***124***	***574***	***223***	***284***	***143***	***185***	***73***	***39***	***161***	***6196***
Elizabeth Roy	***559***	***622***	***405***	***597***	***534***	***513***	***418***	***453***	***249***	***121***	***564***	***218***	***269***	***139***	***177***	***68***	***38***	***155***	***6099***
Steven C. Malchman	***473***	***566***	***374***	***542***	***502***	***478***	***376***	***397***	***235***	***108***	***526***	***211***	***266***	***109***	***158***	***66***	***26***	***146***	***5559***
Write-Ins	6	6	9	5	4	3	5	9	2	0	7	5	1	0	1	0	1	2	66
Keefe School Committee																			
Blanks	982	947	604	1003	851	784	730	587	325	212	778	341	391	201	294	128	65	237	9460
A J Mulvey	***567***	***670***	***442***	***611***	***565***	***556***	***419***	***481***	***277***	***127***	***657***	***250***	***296***	***145***	***202***	***81***	***41***	***170***	***6557***
Michael M. Rossi	***589***	***638***	***448***	***621***	***575***	***541***	***426***	***476***	***284***	***140***	***664***	***227***	***307***	***147***	***225***	***75***	***37***	***188***	***6608***
Write Ins	4	9	2	5	5	5	5	6	2	1	3	2	0	1	3	2	1	1	57

Town Election Official Results - April 4, 2017

	1	2	3	4	5	6	7	8	9	10	11	12	13	14	15	16	17	18	Total
Trustee Edgell Grove Cemetery																			
Blanks	397	360	228	401	344	309	271	228	126	87	325	125	148	75	111	61	20	70	3686
George P. King, Jr.	***666***	***763***	***516***	***712***	***650***	***627***	***510***	***544***	***311***	***152***	***719***	***285***	***346***	***172***	***248***	***82***	***51***	***226***	***7580***
Write-Ins	8	9	4	7	4	7	9	3	7	1	7	0	3	0	3	0	1	2	75
Housing Authority																			
Blanks	436	405	255	455	369	354	313	241	146	102	372	140	148	74	110	55	19	91	4085
Stephen P. Starr	***626***	***722***	***487***	***656***	***626***	***580***	***472***	***529***	***294***	***138***	***673***	***269***	***346***	***171***	***249***	***87***	***52***	***205***	***7182***
Write-Ins	9	5	6	9	3	9	5	5	4	0	6	1	3	2	3	1	1	2	74
Charter Question																			
Blanks	3	3	3	2	8	6	3	7	3	2	10	3	6	1	4	2	0	3	69
Yes	***566***	***569***	***305***	***572***	***492***	***485***	***370***	***374***	***208***	***127***	***586***	***187***	***248***	***132***	***204***	***61***	***27***	***177***	***5690***
No	502	560	440	546	498	452	417	394	233	111	455	220	243	114	154	80	45	118	5582
Total Voter Turnout	1071	1132	748	1120	998	943	790	775	444	240	1051	410	497	247	362	143	72	298	11341
Total Registered Voters	2949	3174	2507	2793	2731	2743	2522	2579	2028	1839	2914	1535	2030	1661	1735	1121	1373	1676	39910
Percentage	**36%**	**36%**	**30%**	**40%**	**37%**	**34%**	**31%**	**30%**	**22%**	**13%**	**36%**	**27%**	**24%**	**15%**	**21%**	**13%**	**5%**	**18%**	**28.42%**

A True Copy Attest: Valerie Mulvey, Town Clerk

Winners are indicated in bold italics

Town Meeting Members	
Precinct 1	
Blanks	1544
Gerald L. Bloomfield	***571***
Andrea E. Colten	***553***
John R. Dwyer	***533***
Write-Ins	4
Brinsley Fuller	1
Edgar Roth	1
Christopher Debalsi	1
Wilfredo Carmaral	1 NR
Mark Furman	1
Joseph Simonelli	1
Audrey Ham	1 NR
Timothy Owens	1
Precinct 1 (2 year - 1 seat)	
Blanks	347
Adam L. Sisitsky	***709***
Write-Ins	7
Keavin Duffy, Jr.	3
Brinsley Fuller	1

Town Election Official Results - April 4, 2017

	1	2	3	4	5	6	7	8	9	10	11	12	13	14	15	16	17	18	Total
Edward Salerno	1																		
Christopher Debalsi	1																		
Mark Furman	1																		
Gail Trainor	1																		
Precinct 1 (1 year - 1 seat)																			
Blanks	421																		
Christopher S. Lorant	***638***																		
Write-Ins	2																		
Keavin Duffy, Jr.	3																		
Edward Salerno	2																		
Joseph Simonelli	2																		
Brinsley Fuller	1																		
Christopher Debalsi	1																		
Sam Eliot	1	NR																	
Precinct 2																			
Blanks		1513																	
Nancy Cooper		***645***																	
Harold J. Geller		***610***																	
Stephen Carroll Hickey		***616***																	
Write-Ins		3																	
Paul Schoener		2																	
Ryan Lloyd		1																	
Matthew Dailida		1																	
Shea Norton		1																	
Allen Brown		1																	
James C. Lambert		1																	
Leigh Rollings		1																	
Herman Versteeg		1																	
Precinct 2 (1 year - 1 seat)																			
Blanks		1055																	
Write-Ins		32																	
Jean Baldwin		***4***																	
Aaron Bober		3																	
Mark Hugo		3																	
Thomas Komola		3																	
Kenneth Menzies		2																	
Julian Puma		2																	
Ellen Kilicarslan		2																	
Kevin Harris		1																	
John Homberg		1																	
Lauren Abrham		1																	
Adam Ganderson		1																	
Robert Valukis		1																	
Jennifer Hawthorne		1																	
Christopher Lyons		1																	

Town Election Official Results - April 4, 2017

	1	2	3	4	5	6	7	8	9	10	11	12	13	14	15	16	17	18	Total
Wendy Williams		1																	
Ryan Lloyd		1																	
William Bell		1																	
Matthew Dailida		1																	
Phillip Parrish, Sr.		1																	
Sean Babineau		1																	
Tina Rosenberg		1	NR																
Nicola Cataldo		1																	
Peter Ayer		1																	
Stephen Golden		1																	
Thelma Brady		1	NR																
Allen Brown		1																	
Leigh Rollings		1																	
Richard Darling		1																	
Jason Smith		1	DNQ - Not registered voter in prec. 2																
Wayne Lheureux		1																	
Jake Lambert		1																	
Maureen Devlin		1																	
Allen Grome		1																	
Precinct 3																			
Blanks			1300																
Audrey M. Hall			***491***																
Cynthia D. Villanueva			***427***																
Write-Ins			0																
Cesar Stewart-Morales			***3***																
Justin Stroud			2																
Mark Hewitt			1																
James Kimb			1	NR															
John Stasik			1																
Anne Cardenas			1																
Rey Lemaine			1																
Andrea Carr-Evans			1																
Joseph Pond			1																
Jason Bridge			1																
Roberta Glass			1																
David Anderson			1																
Brady Schlosser			1	NR															
Milford Reynard			1																
Robert Hamilton			1																
Charles Marram			1																
John Donahue			1																
Edward Connor			1																
John Mooradian			1																
Jared Otte			1																
Robert Scott			1																
Harold Wolfe			1																

GENERAL GOVERNMENT — OFFICIAL RESULTS

Town Election Official Results - April 4, 2017

	1	2	3	4	5	6	7	8	9	10	11	12	13	14	15	16	17	18	Total
Gwendolyn Holbrow			1	DNQ - Registered to vote in prec. 11															
Precinct 4																			
Blanks				1482															
Herbert E. Chasan				***635***															
Larry E. Stoodt				***623***															
Richard J. Weader, II				***596***															
Write-Ins				1															
Deirbhile Craighead				4	NR														
Delilah Shapiro				3	NR														
Lily Shapiro				3	NR														
Stuart Pologe				2	DNQ - Registered to vote in prec. 13														
Michael Pearson				1															
Douglas Kinz				1															
Gregory Palmer				1															
Kathleen Hauck				1															
Mary Kate Feeney				1															
Laura Helliwell				1															
Peter Helliwell				1															
Steven Moretti				1	DNQ - Registered to vote in prec. 7														
Kenneth Weiss				1															
Margaret Estes				1															
Hannah Lord				1															
Precinct 5																			
Blanks					1304														
Jeanne I. Bullock					***573***														
Ann Jeffris					***541***														
Daniel J. Liberatore					***561***														
Write-Ins					11														
Mario Monte					1														
Wanda Blackenberg					1	NR													
Jin Ho King					1														
Kurt Fusaris					1														
Precinct 5 (1 year - 1 seat)																			
Blanks					909														
Write-Ins					62														
Evn Tomeny					***8***														
Edward Clark					2														
Gerald Fain					1														
Kurt Fusaris					1														
Veronica Campbell					1														
John Diduca					1														
Adam Steiner					1	DNQ - Registered to vote in prec 4													
Liannys Alvarez					1														
Mark Albright					1														
Mario Monti					1														

Town Election Official Results - April 4, 2017

	1	2	3	4	5	6	7	8	9	10	11	12	13	14	15	16	17	18	Total
Wanda Blackenberg					1	NR													
Jin Ho King					1														
Blaise Tersoni					1														
Grant West					1														
Sarah Guernsey					1														
Robert Podd					1														
Paul Kamoski					1														
Michael Bower					1														
Nancy Wilson					1														
Precinct 6																			
Blanks						1185													
Peter J. DeVito						***569***													
Lisa R. Moorehead						***540***													
Nicholas Paganella						***523***													
Write-Ins						2													
Sarah Frost						1													
Edward Levey, Jr.						1													
Yvonne Spicer						1													
Marilyn Barrows						1													
John Robinson						1													
Dolan Ayotte						1													
Scott Hall						1													
David Williams						1													
Madeline Williams						1													
Jeffrey Campbell						1													
Precinct 7																			
Blanks							1107												
Henry W. Ohrenberger							***414***												
Richard E. Paul							***400***												
Rachael M. Scanlon							***431***												
Write-Ins							7												
Melvin Warshaw							3												
Terence Garahan							2	NR											
Parwez Wahid							2												
Matthew Griffin							1												
Michael Kunz							1	DNQ - Registered to vote in prec 13											
Jeffrey Dutile							1												
Rick McKenna							1	NR											
Precinct 7 (2 year - 1 seat)																			
Blanks							697												
Write-Ins							10												
Melvin Warshaw							***54***												
Alexander Keefe							4												
Thomas Branham							2												
Alan Avery-Peck							2												

Town Election Official Results - April 4, 2017

	1	2	3	4	5	6	7	8	9	10	11	12	13	14	15	16	17	18	Total
Robert Davis							1												
Dean Bubello							1	DNQ - Registered to vote in prec 4											
John Clayman							1	DNQ - Registered to vote in prec 11											
Alan Marcus							1												
Michael Kunz							1	DNQ - Registered to vote in prec 13											
Alana Lipkin							1												
Susan Massad							1	DNQ - Registered to vote in prec 5											
John Binder							1												
Amr Aboulleil							1												
Jake Devlin							1												
Ivan Garcia							1	DNQ - Registered to vote in prec 6											
Ebenezer Geren							1												
Kathleen O'Leary							1												
Steven Tessier							1												
Steven Pesut							1												
Michael Lloyd							1												
Rick McKenna							1												
Elizabeth Hammond							1												
Michael Downey							1												
Steve Moretti							1												
Elizabeth Greeley							1												
Precinct 7 (1 year - 1 seat)																			
Blanks							714												
Write-Ins							9												
Parwez Wahid							***41***												
Melvin Warshaw							2												
Denise Lau							2												
Gus Lipkin							2												
Nancy Blair							2												
Jonathan Visminas							1												
Jeane Bubello							1												
Susan Clayman							1	DNQ - Registered in prec 11											
Michael McCorvey							1												
Kathleen O'Leary							1												
Alan Marcus							1												
Michael Kunz							1	DNQ - Registered in prec 13											
Brett Peruzzi							1	DNQ - Registered in prec 1											
Jaek Devlin							1												
Noama Torres							1												
Rick Nugent							1												
Gisele Mack							1												
Danielle Cohen							1												
Rick McKenna							1	NR											
Elizabeth Hammond							1												
David Picard							1												
Paul McGowan							1												

Town Election Official Results - April 4, 2017

	1	2	3	4	5	6	7	8	9	10	11	12	13	14	15	16	17	18	Total
Kathleen McCarthy							1												
Precinct 8																			
Blanks								1730											
Keith M. Nelson								***542***											
Write-Ins								0											
Gwen Brady								***10***											
Eric Cigan								***7***											
Noval Alexander								3											
Maria Robinson								3											
Mark Mcgettrick								2											
Phillip Paquet								2											
Leigh Boisture								2											
Elizabeth Law								2											
David Van Eve								1											
John Charrette								1											
Lindsay Valarezo								1											
Gary Zaino								1											
Michael Auren								1											
Drew Hovanec								1	DNQ - Registered voter in prec 1										
Gerard Morales								1											
Michael Giobbe								1	DNQ - Registered voter in prec 14										
Beth Giobbe								1	DNQ - Registered voter in prec 14										
Robert Cushing								1	DNQ - Registered voter in prec 14										
Robert Tibor								1	DNQ - Registered voter in prec 13										
Doug Rich								1											
Vance Williams								1											
William Lynch								1											
Amy Murphy								1											
Melvin Markowitz								1											
Diane Markowitz								1											
Steve Nunes								1											
Michelle Christensen								1											
Beth Folsom								1											
Eric Rosen								1	NR										
Judy Abrahams								1	DNQ -Registered voter in prec 6										
Precinct 8 (2 year - 1 seat)																			
Blanks								699											
Write-Ins								27											
Maria Robinson								***14***											
Noval Alexander								5											
Eric Cigan								2											
Phillip Paquet								2											
Karen Vaz								2											
Mark McGettrick								2											
Elizabeth Law								2											
Daniel Flynn								1											

Town Election Official Results - April 4, 2017

	1	2	3	4	5	6	7	8	9	10	11	12	13	14	15	16	17	18	Total
Peilin Charrette								1											
Ann Sullivan								1											
Jorbley De Souza								1											
Gerard Morales								1											
Lisa Lesure								1											
Paul Jasper								1											
Vance Williams								1											
Richard Learner								1	NR										
Boetta Raniari								1											
William Lynch								1											
Diane Markowitz								1											
Peter Gramenelles								1											
Gwen Brady								1											
Timothy Skaggs								1											
James List								1											
Allan Gallant								1											
Beth Folson								1											
Eric Rosen								1	NR										
Judy Abrahams								1	DNQ - Registered voter in prec 6										
Precinct 8 (1 year - 3 seats)																			
Blanks								2216											
Write-Ins								20											
Eric Cigan								***23***											
Gwen Brady								***16***											
Leigh Boisture								2											
Noval Alexander								2											
Maria Robinson								2											
Anthony Moretti								2											
Elizabeth Law								2											
Thomas Idzal								2											
Brent Lewis								1											
Chris Ott								1											
Phillip Parquet								1											
David Van Eve								1	NR										
Fred Johnson								1											
Diane Hartung								1											
Mary Ann Chester								1	NR										
Timothy Long								1											
Gregory Palmer								1											
William Lynch								1											
Seth Nable								1											
Robert de Silver								1	NR										
Betty de Silver								1	NR										
Drew Hovanec								1	DNQ - Registered voter in prec 11										
Suzanne Bovier								1	NR										
Larry Hardy								1											
Jorbley De Souza								1											
Glaucia De Souza								1											

Town Election Official Results - April 4, 2017

	1	2	3	4	5	6	7	8	9	10	11	12	13	14	15	16	17	18	Total
Joseph Doherty								1											
Gerard Morales								1											
Lisa Lesure								1											
John Judge								1											
David Sinay								1											
Richard Lamonica								1											
Richard Learner								1	NR										
Doug Rich								1											
Ellen Learner								1											
Ginger Esty								1	DNQ - Registered voter in prec 11										
Elizabeth O'Neil								1											
John Blain								1											
Timothy Skaggs								1											
Allan Gallant								1											
Gayle Rosenfeld								1											
Stephen Piraino								1											
Beth Folsom								1											
Eric Rosen								1	NR										
Judy Abrahams								1	DNQ - Registered voter in prec 6										
Jeffrey Kichen								1											
Precinct 9																			
Blanks									743										
Maureen E. Dunne									***323***										
Pablo Maia									***227***										
Write-Ins									0										
Matthew Miles									***18***										
Nancy Black									2										
Megan Clayton									2										
Joseph Caporale									2										
Megan Fisklements									2										
Peter Pignone									1										
Mary Redgate									1										
Michael Croci									1	DNQ - Registered voter in prec 15									
Steven Lutch									1										
David Miles									1										
Brian Sullivan									1										
Timothy Porter									1										
Diana Porter									1	NR									
Eric Lowry									1	DNQ - Registered voter in prec 2									
Mark McClennan									1	DNQ - Registered voter in prec 12									
Andrew McDowelll									1										
Carl Brooks									1										
William Tharion									1										
Precinct 10																			
Blanks										294									

Town Election Official Results - April 4, 2017

	1	2	3	4	5	6	7	8	9	10	11	12	13	14	15	16	17	18	Total
Lois L. Herman										***120***									
Araceli Esquivel										87									
Cindy L. Rubin										***119***									
Nadia M. Ullman										***100***									
Write-Ins										0									
Precinct 10 (2 year - 2 seats)																			
Blanks										193									
John William Burgess										***145***									
Mary Saulnier Burgess										***137***									
Write-Ins										0									
Nadia Ullman										2									
Araceli Esquivel										2									
Virginia Rabboini										1									
Precinct 11																			
Blanks											1216								
Peter Pleshaw											***503***								
Jennifer Elizabeth Ryan											***611***								
Robert Snider											***453***								
Matthew J. D'Amico											364								
Write-Ins											1								
Enzo Rotatori											1								
Susan Remavich											1								
Benjamin Neves-Grigg											1								
David Van Buren											1								
Geoffrey Epstein											1								
Precinct 11 (2 year - 2 seats)																			
Blanks											2023								
Write-Ins											41								
Matthew J. D'Amico											***9***								
Ben Neves-Grigg											3								
Douglas Freeman											3								
Jennifer Ryan											2								
John Ackerley											2								
Steven Zawatski											2								
Enzo Rotatori											2								
Trever Singleton											1								
Gerard Puorro											1								
Dianne Murkey											1	NR							
Steven Meltzer											1								
Linda Fields											1								
Patricia Ackerley											1								
Edward Salerno											1	DNQ - Registered voter in prec 1							
Roger McCarthy											1								
Hector Reyes											1								
Timothy Alexander											1								

Town Election Official Results - April 4, 2017

	1	2	3	4	5	6	7	8	9	10	11	12	13	14	15	16	17	18	Total
David Van Buren											1								
Michael Shnur											1	NR							
Edward Cosgrove											1								
Stephen Griffin											1								
AJ Mulvey											1								
Precinct 12																			
Blanks												493							
Betty H. Muto												***257***							
Thomas A. Scionti												***238***							
Michelle Quinn Smith												***240***							
Write-Ins												0							
Lindsey Baumer												1							
John Egan												1							
Precinct 12 (2 year - 1 seat)																			
Blanks												366							
Write-Ins												11							
Lloyd Kaye												***4***							
John Egan												2							
Glenn Procter												2							
Thaddeus Barney												1							
Brian Wynne												1							
Donna Merritt												1							
Paul Virdialia												1							
Priscilla Sousa												1							
Derick Fajardo												1							
Beverly Hugo												1							
Keerthi Jayasurya												1							
Tyler Ebeling												1							
Marshall Karp												1							
Alfred Clark												1							
Richard Rodenhiser												1							
Victor Saviatto												1							
Brad Avery												1							
John Dwyer												1							
Johnathan Ball												1							
Elena Nardizzi												1							
Brad Bauler												1							
Alycia DeAngelis												1							
Edwin Reinhard												1							
Stacy Lancaster												1							
Kevin Fitzgerald												1							
Samuel Dowd												1							
Maria Davis												1							
Brian Keating												1							

Town Election Official Results - April 4, 2017

	1	2	3	4	5	6	7	8	9	10	11	12	13	14	15	16	17	18	Total
Precint 13																			
Blanks													1092						
Mark J. Dugan													***352***						
Write-Ins													0						
Maria Figueroa													***15***						
Christine Visminas													6						
Syed Yousuf Raheem													6						
Stuart Pologe													3						
Leslie Siggins													2						
Julie Coldren													2						
Christopher Wozny													2						
Jeremy Sarge													2						
Richard Tolan													1						
Steve Hanley													1	DNQ - Registered voter in prec 14					
Thomas Blanchard													1						
Elliot Flah													1						
Kenneth Miller													1						
Gary Roche													1						
Brad Goodwin													1						
Robert Tibor													1						
John Connelly													1	NR					
Precint 13 (1 year - 2 seats)																			
Blanks													930						
Write-Ins													4						
Maria Figueroa													***8***						
Christine Visminas													***6***						
Syed Yousuf Raheem													5						
Robert Tibor													4						
Jim Kelly													2	DNQ - Registered voter in prec 2					
Jeremy Sarge													2						
Julie Coldren													2						
Elliot Flah													2						
Christopher Wozny													2						
John Visminas													2						
James Doucette													2						
R. Margaret Doucette													2						
Michael Kunz													1						
Brad Goodwin													1						
Joseph Meehan													1						
John Connelly													1						
Michael Donnelly													1						
Robert Dunlap													1	NR					
Richard Tolan													1						
Steve Hanley													1						
Michael Potash													1						
Pat Ferdinand													1						

Town Election Official Results - April 4, 2017

	1	2	3	4	5	6	7	8	9	10	11	12	13	14	15	16	17	18	Total
Maureen Ferdinand													1						
Arthur Fursten													1						
Stuart Pologe													1						
Lori King													1						
Pam Garrahan													1						
Rick Davis													1						
Patricia Kryzak													1						
Carol Conova													1						
Caitlin Whitehead													1						
Robert Haggerty													1						
Tracey Simmons													1						
Precinct 14																			
Blanks														314					
Robert D. Cushing														***153***					
Beth P. Giobbe														***143***					
Michael S. Giobbe														***129***					
Write-Ins														1					
Oscar Vise														1					
Precinct 14 (2 year - 1 seat)																			
Blanks														64					
Nirka Rosa														***181***					
Write-Ins														0					
Joseph Rizoli														1					
Robert Cushing														1					
Precinct 14 (1 year - 1 seat)																			
Blanks														61					
Oscar Vise														***183***					
Write-Ins														0					
Joseph Rizoli														1					
Richard Matias														1					
Stephen Hanley														1					
Precinct 15																			
Blanks															472				
Annmarie DeMarini															***221***				
Alfredo O. Garcia, Sr.															***195***				
Thomas N. Grove															***193***				
Write-Ins															0				
Albert Roos															1				
Andrea Dunne Adrian															1				
Ida M. Williams															1				
Richard Prouty															1				
Wagner Sena															1	NR			
Precinct 15 (2 year - 2 seats)																			

Town Election Official Results - April 4, 2017

	1	2	3	4	5	6	7	8	9	10	11	12	13	14	15	16	17	18	Total
Blanks															689				
Write-Ins															17				
Kathleen Suwalski															2				
Alfredo Garcia															2				
Thomas Galvani															2				
Natasha McDowell															1				
Albert Roos															1				
Richard Prouty															1				
Thomas Grove															1				
Stephen Taylor															1				
Margaret Linehan															1				
Susan Petroni															1				
Ida M. Williams															1				
James LeClair															1				
Helen Higgins															1				
Christopher Leonard															1				
Ann Marie DeMarini															1				
Precinct 16																			
Blanks																251			
William J. LaBarge																***78***			
Janet Sinclair																***96***			
Write-Ins																2			
Chante Woodward																1			
Roger Antos																1			
Precinct 16 (2 year - 3 seats)																			
Blanks																421			
Write-Ins																8			
Precinct 16 (1 year - 1 seat)																			
Blanks																138			
Write-Ins																5			
Precinct 17																			
Blanks																	96		
Joe C. Fonseca																	***46***		
Laura E. Keith																	***40***		
Martin Ned Price																	***33***		
Write-Ins																	1		
Precinct 17 (2 year - 3 seats)																			
Blanks																	213		
Write-Ins																	2		
Jeff Nest																	1	NR	
Precinct 17 (1 year - 4 seats)																			
Blanks																	286		

Town Election Official Results - April 4, 2017

	1	2	3	4	5	6	7	8	9	10	11	12	13	14	15	16	17	18	Total
Write-Ins																	2		
Precinct 18																			
Blanks																		657	
Joseph O. Asaya																		***217***	
Write-Ins																		5	
Jim Wade Hansen																		***5***	
Donald Wendt																		2	
James LeClair																		2	
Steven Collins																		1	
Matthew Garland																		1	
Steven Chilcott																		1	
Paul Sanford																		1	
Joseph Clain																		1	
David Caruso																		1	
Precinct 18 (2 year - 4 seats)																			
Blanks																		1161	
Write-Ins																		12	
Donald Wendt																		***5***	
Jim Wade Hansen																		***3***	
Steven Collins																		1	
David Caruso																		1	
Matthew Garland																		1	
Jeffrey Johnson																		1	
Marie Johnson																		1	
Dennis Greenwood																		1	
Camille Spence-Edmond																		1	
Wendolyn Price Smith																		1	
Jim Murphy																		1	
Robert Lewis																		1	
James LeClair																		1	
Precinct 18 (1 year - 2 seats)																			
Blanks																		563	
Write-Ins																		13	
Jim Wade Hansen																		***3***	
Anthony Villa																		***2***	
Greg Lueders																		1	
Marylou Greenwood																		1	
Crisphin Jackowicz																		1	
Donna Jackowicz																		1	
Camille Spence-Edmond																		1	
Wendolyn Price Smith																		1	
Terri Murphy																		1	
Lionel Gonzales																		1	
Sarah Gonzales																		1	
Pasquale Tofani																		1	

Town Election Official Results - April 4, 2017

	1	2	3	4	5	6	7	8	9	10	11	12	13	14	15	16	17	18	Total
David Lamara																		1	
Donald Wendt																		1	
Sarah Combes																		1	
James LeClair																		1	
Victor Ortiz																		1	
DNQ = Does not qualify																			
NR = Not a registered voter																			
A True Copy Attest: Valerie Mulvey, Town Clerk																			
Winners are indicated in bold italics																			

General Government — Election Results



September 26, 2017

GENERAL GOVERNMENT — ELECTION RESULTS

Local Preliminary Election Official Results - September 26, 2017

	1	2	3	4	5	6	7	8	9	10	11	12	13	14	15	16	17	18	Total
Mayor (1 seat) for 4 years																			
Blanks	7	5	4	3	3	7	3	6	2	3	5	2	1	3	0	0	0	2	56
Joshua Paul Horrigan	28	36	30	36	48	44	32	73	22	12	26	14	22	22	25	16	32	27	545
John A. Stefanini	***323***	***316***	***137***	***251***	***245***	***258***	***191***	***190***	***118***	***61***	***373***	***102***	***151***	***67***	***180***	***50***	***33***	***138***	***3184***
Dhruba P. Sen	2	2	7	4	9	6	12	10	2	11	9	2	3	2	6	2	3	9	101
Mark S. Tilden	54	33	10	87	36	21	41	34	13	8	40	15	21	9	6	6	1	4	439
Yvonne M. Spicer	***518***	***563***	***424***	***566***	***494***	***550***	***458***	***444***	***252***	***152***	***523***	***218***	***276***	***137***	***146***	***67***	***51***	***128***	***5967***
Benjaman A. Neves-Grigg, S	10	12	8	11	11	10	8	12	4	1	28	3	4	3	3	3	1	2	134
Priscila Sousa	24	22	39	29	27	30	26	36	25	14	41	31	47	38	43	19	11	36	538
Write-Ins	5	6	2	4	7	4	4	1	3	1	0	0	0	4	0	1	0	0	42
At Large City Councilor (2 seats) for 2 years																			
Blanks	526	523	179	548	276	529	424	494	243	167	493	208	295	185	240	115	76	194	5715
Cheryl Tully Stoll	***500***	***503***	***357***	***648***	***501***	***494***	***472***	***417***	***231***	***139***	***628***	***210***	***265***	***124***	***156***	***61***	***44***	***131***	***5881***
Pablo Maia	***51***	***57***	***78***	***49***	***78***	***63***	***46***	***60***	***47***	***23***	***96***	***56***	***62***	***49***	***87***	***35***	***38***	***55***	***1030***
George P. King, Jr.	***345***	***302***	***242***	***264***	***330***	***315***	***267***	***236***	***153***	***77***	***346***	***131***	***186***	***79***	***114***	***42***	***27***	***111***	***3567***
Samuel J. Mercurio, Jr.	79	70	65	110	96	67	63	68	38	26	74	26	52	24	51	16	27	58	1010
Christine A. Long	***430***	***526***	***386***	***362***	***460***	***387***	***269***	***331***	***164***	***93***	***440***	***138***	***185***	***99***	***163***	***57***	***52***	***129***	***4671***
Write-Ins	11	9	15	1	19	5	9	6	6	1	13	5	5	10	7	2	0	14	138
District 1 City Councilor (1 seat) for 2 years																			
Blanks	49	72																	121
Heather Celeste Bachman	84	94																	178
Gerald L. Bloomfield	58	34																	92
Joseph C. Norton	***289***	***326***																	***615***
Charlie Sisitsky	***487***	***462***																	***949***
Write-Ins	4	7																	11
District 3 City Councilor (1 seat) for 2 years																			
Blanks				83			61												144
Joel Winett				***213***			***241***												***454***
Richard J. Weader, II				88			46												134
Katherine Murphy				142			122												264
Adam C. Steiner				***462***			***302***												***764***
Write-Ins				3			3												6
District 4 City Councilor (1 seat) for 2 years																			
Blanks						92			43										135
Michael P. Cannon						***333***			***215***										***548***
James Pillsbury						222			62										284
Amanda Page Shepard						***278***			***115***										***393***
Write-Ins						5			6										11
District 5 City Councilor (1 seat) for 2 years																			
Blanks								48				16							64
Cheryl L. Gordon								199				149							348
Robert D. Case								***317***				***48***							***365***
Dennis L. Giombetti								***240***				***173***							***413***
Write-Ins								2				1							3
District 6 City Councilor (1 seat) for 2 years																			
Blanks										20	30								50
Scott R. Ellinwood										21	172								193
Michael M. Rossi										***51***	***364***								***415***

GENERAL GOVERNMENT — ELECTION RESULTS

Local Preliminary Election Official Results - September 26, 2017

	1	2	3	4	5	6	7	8	9	10	11	12	13	14	15	16	17	18	Total
Brian L. Dorfman										50	119								169
Phillip R. Ottaviani, Jr.										***120***	***358***								***478***
Write-Ins										1	2								3
District 7 City Councilor (1 seat) for 2 years																			
Blanks													35	21					56
Sylvia Ruiz													64	46					110
William Patrick Lynch													***204***	***87***					***291***
Margareth Basilio Shepard													***218***	***126***					***344***
Write-Ins													4	5					9
Total Voter Turnout	971	995	661	991	880	930	775	806	441	263	1045	387	525	285	409	164	132	346	11006
Total Registered Voters	2909	3207	2508	2789	2742	2744	2530	2567	2015	1844	2915	1561	2041	1679	1741	1123	1398	1683	39996
Percentage	**33%**	**31%**	**26%**	**36%**	**32%**	**34%**	**31%**	**31%**	**22%**	**14%**	**36%**	**25%**	**26%**	**17%**	**23%**	**15%**	**9%**	**21%**	**27.52%**
A True Copy Attest: Valerie Mulvey, Town Clerk																			
Winners are indicated in bold italics																			

General Government — Election Results

November 7, 2017

GENERAL GOVERNMENT — ELECTION RESULTS

City Election Official Results - November 7, 2017

	1	2	3	4	5	6	7	8	9	10	11	12	13	14	15	16	17	18	Total
Mayor (1 seat) for 4 years																			
Blanks	7	2	2	3	2	9	2	7	2	2	0	4	1	2	1	1	1	0	48
John A. Stefanini	603	630	364	585	517	540	402	396	254	132	673	226	286	138	310	96	68	237	6457
Yvonne M. Spicer	***755***	***844***	***657***	***873***	***708***	***748***	***694***	***682***	***371***	***250***	***747***	***335***	***438***	***231***	***274***	***153***	***134***	***234***	***9128***
Write-Ins	8	2	4	8	5	8	4	7	10	3	11	4	6	6	6	0	4	5	101
At Large City Councilor (2 seats) for 2 years																			
Blanks	642	660	464	716	513	604	543	591	310	181	656	279	372	208	349	172	126	293	7679
George P. King, Jr.	***638***	***599***	***485***	***611***	***599***	***620***	***499***	***437***	***299***	***162***	***635***	***234***	***302***	***144***	***230***	***93***	***83***	***195***	***6865***
Pablo Maia	89	104	107	103	95	93	90	106	93	37	127	75	101	65	118	51	46	83	1583
Christine A. Long	645	808	467	583	594	599	379	459	248	167	602	228	292	148	249	82	93	201	6844
Cheryl Tully Stoll	***724***	***775***	***520***	***917***	***660***	***686***	***687***	***575***	***320***	***224***	***835***	***318***	***391***	***185***	***230***	***102***	***66***	***178***	***8393***
Write-Ins	8	10	11	8	3	8	6	16	4	3	7	4	4	4	6	0	0	2	104
District 1 City Councilor (1 seat) for 2 years																			
Blanks	81	77																	158
Charlie Sisitsky	***710***	***682***																	***1392***
Joseph C. Norton	579	713																	1292
Write-Ins	3	6																	9
District 2 City Councilor (1 seat) for 2 years																			
Blanks			125		124														249
Pam Richardson			***574***		***667***														***1241***
Jeanne I. Bullock			321		431														752
Write-Ins			7		10														17
District 3 City Councilor (1 seat) for 2 years																			
Blanks				163			99												262
Adam C. Steiner				***888***			***616***												***1504***
Joel Winett				412			386												798
Write-Ins				6			1												7
District 4 City Councilor (1 seat) for 2 years																			
Blanks						127			49										176
Michael P. Cannon						***679***			***368***										***1047***
Amanda Page Shepard						495			216										711
Write-Ins						4			4										8
District 5 City Councilor (1 seat) for 2 years																			
Blanks								61				34							95
Dennis L. Giombetti								***419***				***382***							***801***
Robert D. Case								610				151							761
Write-Ins								2				2							4
District 6 City Councilor (1 seat) for 2 years																			
Blanks										30	65								95
Michael M. Rossi										***170***	***701***								***871***
Phillip R. Ottaviani, Jr.										186	663								849
Write-Ins										1	2								3
District 7 City Councilor (1 seat) for 2 years																			
Blanks													39	22					61
Margareth Basilio Shepard													***364***	***223***					***587***
William Patrick Lynch													325	129					454
Write-Ins													3	3					6

GENERAL GOVERNMENT — ELECTION RESULTS

City Election Official Results - November 7, 2017

	1	2	3	4	5	6	7	8	9	10	11	12	13	14	15	16	17	18	Total
District 8 City Councilor (1 seat) for 2 years																			
Blanks															36			31	67
Steven P. Croci															254			197	451
Judith A. Grove															***298***			***244***	***542***
Write-Ins															3			4	7
District 9 City Councilor (1 seat) for 2 years																			
Blanks																31	12		43
Edgardo A. Torres																***113***	***139***		***252***
William J. LaBarge																105	56		161
Write-Ins																1	0		1
District 1 School Committee (1 seat) for 2 years																			
Blanks	157	111																	268
James J. Kelly	479	513																	992
Beverly K. Hugo	***732***	***846***																	***1578***
Write-Ins	5	8																	13
District 2 School Committee (1 seat) for 2 years																			
Blanks			234		303														537
Richard A. Finlay			***768***		***901***														***1669***
Write-Ins			25		28														53
District 3 School Committee (1 seat) for 2 years																			
Blanks				173			136												309
Sheryl L. Goldstein				592			489												1081
Scott W. Wadland				***696***			***474***												***1170***
Write-Ins				8			3												11
District 4 School Committee (1 seat) for 2 years																			
Blanks						296			144										440
Adam L. Freudberg						***991***			***482***										***1473***
Write-Ins						18			11										29
District 5 School Committee (1 seat) for 2 years																			
Blanks								199				71							270
Bradley C. Bauler								432				246							678
Noval A. Alexander								***458***				***248***							***706***
Write-Ins								3				4							7
District 6 School Committee (1 seat) for 2 years																			
Blanks										53	178								231
Michelle A. Brosnahan										166	554								720
Geoffrey N. Epstein										***168***	***693***								***861***
Write-Ins										0	6								6
District 7 School Committee (1 seat) for 2 years																			
Blanks													154	70					224
Tiffanie Dawn Maskell													***559***	***301***					***860***
Write-Ins													18	6					24
District 8 School Committee (1 seat) for 2 years																			
Blanks															64			37	101
Gloria Pascual															***322***			***298***	***620***
Leslie S. White-Harvey															196			134	330
Write-Ins															9			7	16
District 9 School Committee (1 seat) for 2 years																			

City Election Official Results - November 7, 2017

	1	2	3	4	5	6	7	8	9	10	11	12	13	14	15	16	17	18	Total
Blanks																27	16		43
Richard G. Baritz																93	55		148
Tracey M. Bryant																***127***	***122***		***249***
Write-Ins																3	14		17
Total Voter Turnout	1373	1478	1027	1469	1232	1305	1102	1092	637	387	1431	569	731	377	591	250	207	476	15734
Total Registered Voters	2918	3235	2502	2796	2742	2759	2538	2577	2023	1856	2920	1570	2058	1693	1751	1127	1404	1693	40162
Percentage	**47%**	**46%**	**41%**	**53%**	**45%**	**47%**	**43%**	**42%**	**31%**	**21%**	**49%**	**36%**	**36%**	**22%**	**34%**	**22%**	**15%**	**28%**	**39.18%**
A True Copy Attest: Valerie Mulvey, Town Clerk																			
Winners are indicated in bold italics																			

General Government — Town Counsel

Memorial Building, Rm 127
(508) 532-5406
cpetrini @framinghamma.gov

TOWN COUNSEL

Memorial Building, Rm 127
(508) 532-5406 | cpetrini @framinghamma.gov

I. Introduction & Overview

Petrini & Associates, P.C. ("P&A") is pleased to provide the 2017/2018 Annual Report of the Office of the City Solicitor. P&A operates the Office of the City Solicitor in accordance with Article II, Section 5 of the General Bylaws and Article III.3.e of the Framingham Charter. Christopher J. Petrini was appointed City Solicitor by Mayor Yvonne Spicer in February 2018, and previously served as Town Counsel. P&A represents the City in litigation and appear on behalf of the City before all courts and administrative agencies of the Commonwealth. In addition, we serve as a liaison and a resource to various special counsel and insurance counsel representing the City in a variety of legal matters. We also attend meetings of boards, committees and commissions of the City as necessary. P&A also drafts legal documents for City officials, boards and commissions upon request, and reviews legal contracts, deeds and agreements to which the City is a party. We provide advice and opinions to the Mayor, City Council, and various boards, committees, commissions, division heads and department heads in accordance with the City bylaws and the City's Policy on Access to Town Counsel and Confidentiality of Attorney-Client Communications.

Over the past several years, this office has handled the City's significant volume of litigation with efficiency, focus and positive results. Included in Section II of this report is a comprehensive list describing the status of cases that were active between January 1, 2017 and July 11, 2018, as required by Article II, Section 5.8 of the General Bylaws. Included in Section III of this report is a Budgetary Overview section that summarizes the revenue, mitigation and avoided expenses that this office helped achieve for the Town/City in 2017/2018.

II. 2017/2018 Report on Status of Framingham Cases

In accordance with Art. II, Sections 1.5 & 5.8 of the General Bylaws, below is a list of the Framingham cases that were active between January 1, 2017-July 11, 2018. I have included the case name, type of case, and a brief description of the case with the 2017 activities and 2018 activities through July 11, 2018 summarized in the last column on the right. This section is divided into two parts. Part A summarizes cases that are handled by this office, Part B summarizes cases handled by special counsel or insurance counsel, and Part C summarizes School Department cases of which we are aware. (P&A does not serve as full counsel to the School Department but rather assists with specific matters upon request.)

A. OFFICE OF CITY SOLICITOR CASES

MATTER	TYPE	2017/2018 STATUS/DISPOSITION
Grant Property Holdings, LLC v. Framingham Planning Board, et al.	Zoning	This is an appeal of the Planning Board's issuance of a decision dated June 14, 2018 granting Howard One Grant, LLC's applications for Site Plan Approval and a Special Permit for use of the property at 1 Grant Street. The complaint also names as a defendant Howard One Grant, LLC, which as the permit grantee is the real party in interest. The Plaintiff filed its complaint on July 3, 2018. The City Solicitor and Planning Board are in the process of reviewing the complaint and preparing any necessary filing.

GENERAL GOVERNMENT — TOWN COUNSEL

MATTER	TYPE	2017/2018 STATUS/DISPOSITION
58 Exchange Realty v. Zoning Board of Appeals, et al.	Zoning	This is an appeal of the Zoning Board of Appeals' issuance of a variance to Colbea Enterprises, LLC for a canopy within the front setback at 601 Old Connecticut Path. The complaint also named as a defendant Colbea Enterprises, LLC, which as the permit grantee is the real party in interest. Colbea filed a motion for summary judgment in February of 2018. After conducting a hearing on May 29, 2018, the Middlesex Superior Court issued a decision allowing the motion and dismissing this case. The Plaintiff has 30 days to appeal the Court's judgment.
Burke v. Zoning Board of Appeals, et al.	Zoning	This is an appeal of the Zoning Board of Appeals' issuance of a variance to Sirlei Evangelista for additions within required front and side setbacks of the Zoning Bylaw at 37 Little Farms Road. The complaint also names as a defendant Mr. Evangelista, which as the permit grantee is the real party in interest. After Mr. Evangelista moved to dismiss this case for lack of jurisdiction, the Plaintiff agreed to withdraw the case, and the parties filed a stipulation of dismissal accordingly in January of 2018. This matter is now closed.
Butler v. Town of Framingham	Declaratory/ Injunctive	This action sought declaratory and injunctive relief to enjoin the Town from "analyzing commercial and industrial values and their subsequent assessments pursuant to 'property income and expenses' rather than '100% full and fair cash value' to calculate the commercial, industrial and personal property value." The Superior Court allowed the Town's motion for summary judgment to dismiss plaintiff's claims on February 10, 2016, ruling that plaintiff lacked standing to pursue her claims. The plaintiff appealed the decision to the Massachusetts Appeals Court. On February 17, 2017, the Appeals Court affirmed the lower court judgment in favor of the Town. The Plaintiff's application for further appellate review by the Supreme Judicial Court was denied on April 27, 2017. This matter is now closed.

GENERAL GOVERNMENT — TOWN COUNSEL

MATTER	TYPE	2017/2018 STATUS/DISPOSITION
Butler v. Framingham Board of Selectmen	Declaratory/ Injunctive	This action sought to challenge Article 36 of the 2016 Annual Town Meeting, which limited Town Meeting's consideration of personnel matters. This article was passed by a large majority of Town Meeting. The plaintiff alleged that the home rule petition sought by the article would be unconstitutional. The plaintiff sought a preliminary injunction to block the Town from filing the home rule petition with the Legislature. The Court denied the plaintiff's motion after hearing. The Town then moved to dismiss the plaintiff's claims as unripe. A hearing was held in January 2017 on the Town's motion to dismiss and the Court allowed the Town's motion in March 2017. While the home rule petition was timely filed with the Legislature, the Legislature declined to enact the home rule petition while the litigation was pending, and the issue became moot after the City Charter was adopted by the voters in April 2017. This matter is now closed.
Butler v. Brendon Properties Northside, LLC et al.	Zoning	This is a case that challenged the ZBA's March 8, 2016 issuance of a special permit for the planned development of an assisted living facility at 518 Pleasant Street, f/k/a the Marist House. The plaintiff alleged violations of the state Conflict of Interest Law, G.L. c. 268A, §§2 and 23, against the permit applicants and each of the members of the ZBA. The plaintiff also made a complaint to the State Ethics Commission, which issued a letter deciding, after review, to end its investigation of the allegations. All defendants, including the ZBA, moved to dismiss the plaintiff's complaint. The Town defendants argued that the plaintiff's claims fail as a matter of law for several reasons, including her failure to meet the conditions precedent for a private cause of action under Chapter 268A. The Superior Court allowed all of the defendants' motions in March 2017. The Plaintiff appealed the dismissal to the Appeals Court, which affirmed the lower court's judgment in February 2018. This matter is now closed.

GENERAL GOVERNMENT — TOWN COUNSEL

MATTER	TYPE	2017/2018 STATUS/DISPOSITION
Butler v. Framingham	Public Records	This matter concerns a suit under the Public Records Law challenging the Town's redaction of attorney-client privileged portions of a workplace investigation report stemming from complaints of harassment against the Plaintiff. The Town denies any violation of the Public Records Law, and after reviewing the redacted portion of the report in camera, the Supervisor of Public Records concurred that the Town properly withheld that portion of the report. The parties have moved for judgment on the pleadings, with the Town also moving that the Court, like the SPR before it, review the redacted portion of the report in camera to find that the withheld section of the report is an attorney-client privileged communication. A hearing on the parties' motions was held in July 2018 and a decision from the Court is expected soon.
Centore v. Piso and Zoning Board of Appeals, et al.	Zoning	This case was an appeal of the Zoning Board of Appeals' issuance of a variance to John Piso with respect to lot frontage requirements at 450 Edgell Road. The complaint also named as a defendant Mr. Piso, who as the successful permit grantee is the real party in interest. In the winter of 2017-2018, after the Plaintiff and Mr. Piso agreed to a resolution of the matter requiring a modified variance, the parties agreed to remand the case to the ZBA, which issued a decision granting the application on January 9, 2018. No appeal was taken. This matter is now closed.
Circle Assets, LLC v. Zoning Board of Appeals	Zoning	This matter involves the Plaintiff's appeal of the Zoning Board of Appeals' denials of applications for a variance and special permit to construct two new houses at 0 Franklin Street. After originally moving to remand the matter back to the ZBA, the Plaintiff ultimately decided to modify the proposed project and attempt to obtain a permit to construct one house at the property, rather than two. Accordingly, in June of 2018, the parties filed a stipulation of dismissal. This matter is now closed. The Plaintiff intends to seek prospective authorization from the City/ZBA to build one house at the property.

GENERAL GOVERNMENT — TOWN COUNSEL

MATTER	TYPE	2017/2018 STATUS/DISPOSITION
Citimortgage v. Town of Framingham and Matterazzo	Real Estate	This was a Land Court Action for reformation of a deed brought by Citimortgage against the record owners and mortgagors, Eugene Matterazzo, Jr. and Nancy Matterazzo. Counsel for Citimortgage filed a motion for summary judgment in 2015 requesting that the Court reform a deed description in the deed from the Town to the Matterazzos and include this parcel in the mortgage to be foreclosed. The Land Court denied the motion without prejudice, and subsequently ordered that the Town be brought into the litigation as a necessary party. The Town subsequently agreed to a stipulation that provided updated deed information. In January 2017, counsel for Citimortgage filed a motion for summary judgment advising the Land Court that Citimortgage and the Matterazzos were unable to agree to either dismissal or an agreement for judgment. After the Matterazzos opposed the motion, the Land Court entered an order and judgment dated September 25, 2017 allowing Citimortgage's renewed motion for summary judgment and reforming the deed to correct a legal description, among other orders. No appeal was filed. This matter is now closed.
City of Framingham v. Delmar Martin	Zoning	This matter was an action filed in Housing Court to enforce the Zoning Bylaw to enjoin the Defendant from operating a landscaping business at residential property located at 33 Cherry Road. The parties held a mediation on March 16, 2018 that resulted in a resolution whereby the Defendant agreed to remove various landscape business-related items from his property and otherwise comply with the ZBL. After the City's Inspectional Services staff confirmed that the Defendant had brought his property into compliance in late April 2018, the City filed a notice of voluntary dismissal with the Housing Court disposing of the case without prejudice. This matter is now closed.
City of Framingham v. Jose Varela	Nuisance Bylaw	This matter was an action filed in the Housing Court to enforce alleged Nuisance Bylaw violations at the Defendant's property at 14 Pratt Street. After commencing this action, the City's Inspectional Services staff worked with the Defendant to bring the property into compliance with the Bylaw in resolution of this matter. Accordingly, in March 2018, the City filed a notice of voluntary dismissal in the Housing Court disposing of this case without prejudice. This matter is now closed.

GENERAL GOVERNMENT — TOWN COUNSEL

MATTER	TYPE	2017/2018 STATUS/DISPOSITION
Colbea Enterprises, LLC v. Framingham Zoning Board of Appeals Colbea Enterprises, LLC and Kobeissi Realty Corp. v. Framingham Zoning Board of Appeals	Certiorari/ Sign	Bylaw In these related Land Court actions, Colbea Enterprises, LLC and Kobeissi Realty Corp. challenge the Sign Board's decisions to deny Colbea's and Kobeissi's applications for variances under the Sign Bylaw to include lighting on signage at their underlying gas station property. The Court issued an order dated August 7, 2017 allowing Colbea and Kobeissi to supplement the record of proceedings before the ZBA, to present previously unsubmitted permits that Colbea and Kobeissi contended they had received from the City to authorize them to install the proposed signage lighting. Upon consideration of the new documents, the Board reversed its decision and issued decisions dated May 15, 2018 granting Colbea's/Kobeissi's applications for variances. On June 28, 2018, the parties filed a joint status report noting the Board's decisions and advising that Colbea/ Kobeissi intend to withdraw these cases upon the lapse of the 60-day appeal period following the Board's May 29, 2018 filing of its decisions with the City Clerk, or on or after July 28, 2018.
Evangelos v. Framingham Fire Department	Civil Service	This matter concerned an appeal by Mr. Evangelos regarding his bypass for appointment as a firefighter. The Town reached an agreement with Mr. Evangelos allowing him to reapply for appointment in the next hiring cycle, which was approved by the Civil Service Commission in November 2017. This matter is now closed.
Framingham Police Officers Union & Town of Framingham (MUP-17-5757)	Labor	This matter concerns an unfair labor practice charge alleging that the Town violated Chapter 150E by not allowing FPOU unit members to work out-of-town details. The Town denies the charge because there was no past practice by the Town permitting Framingham officers to work out of town details. The parties reached a tentative agreement to resolve this matter which is currently before the City Council for its review and approval.
Framingham Police Officers Union & Town of Framingham (MUP-17-5758)	Labor	This matter concerned an unfair labor practice charge alleging that the Town violated Chapter 150E by declining to pay certain FPOU members for "specialist pay." The Town denied the charge as the collective bargaining agreement only permits the Town to give "specialist pay" to approximately 15 unit members working as investigators, and the practice discovered after an audit was that more than 15 officers were paid specialist pay and such payments was not consistent with the parties' CBA. The parties reached a settlement prior to hearing which was approved by the City Council in June 2018. This matter is now closed.

GENERAL GOVERNMENT — TOWN COUNSEL

MATTER	TYPE	2017/2018 STATUS/DISPOSITION
Framingham Police Officers Union & Town of Framingham (MUP-17-5930)	Labor	This matter concerned an unfair labor practice charge alleging that the Town violated Chapter 150E by failing to provide notice or an opportunity to bargain before informing the FPOU that Framingham Police Officers, including members of the Union, would not be permitted to use time off on Monday, April 17, 2017 (the date of the Boston Marathon) during the day and afternoon shifts. The Town denied any violation. For reasons not communicated to the Town, the Union voluntarily withdrew this charge just prior to the investigative conference in July 2017. This matter is now closed.
Framingham Police Officers Union & Town of Framingham (AAA No. 01-17-0000-4033) & Town of Framingham v. Framingham Police Officers Union (Middlesex Superior Court and Appeals Court)	Labor	This matter concerns a demand for arbitration over the December 2016 reassignment of police officer Matthew Gutwill from a special assignment with the Drug Enforcement Administration to the Patrol Division. The City believes that the reassignment of personnel is a management prerogative that is non-arbitrable and accordingly filed an action in Superior Court in March 2017 seeking to enjoin the arbitration from going forward. The Court denied the Town's motion and the Town filed an appeal. The parties submitted briefs and oral argument before the Appeals Court occurred in March 2018. On July 10, 2018, the Appeals Court issued a ruling in the City's favor, reversing the Superior Court's ruling. The FPOU has 20 days to seek further appellate review with the Supreme Judicial Court.
Framingham Police Superior Officers Association JLMC Petition	Labor	This matter concerned a joint petition filed in March 2016 by the Town and the Union with the Joint Labor Management Committee regarding the negotiation of a successor agreement between the Town and the union. The previous agreement expired June 30, 2015. An interest arbitration took place in October 2017, and the arbitration panel issued an award in February 2018 covering the contract period July 1, 2015 to June 30, 2018. The award was approved by the City Council in April 2018. This matter is now closed.
Framingham Police Officers Union JLMC Petition	Labor	This matter concerns a joint petition filed in March 2017 by the Town and the Union with the Joint Labor Management Committee regarding the negotiation of a successor agreement between the Town and the union. The previous agreement expired June 30, 2016. The parties attempted to mediate over several dates in 2017 and 2018 without success. An interest arbitration is expected to go forward in late summer/early fall 2019. el. Additional mediation is expected to be scheduled after the FPSOA JLMC Award is issued.

GENERAL GOVERNMENT — TOWN COUNSEL

MATTER	TYPE	2017/2018 STATUS/DISPOSITION
Framingham Police Officers Union & City of Framingham (MUP-18-6704)	Labor	This matter concerns an allegation of unfair labor practices where the Union alleges that the City has retaliated against Officer Matthew Gutwill for filing and litigating a grievance and for engaging in concerted activity through his Union by declining to appoint him to various positions since he was disciplined in December 2016. The City denies the allegations. The parties are in the process of scheduling an investigative conference.
Framingham-Franklin LLC v. Zoning Board of Appeals	Zoning	This is an action pursuant to G.L. c. 40A, §17, appealing a decision of the Framingham Zoning Board of Appeals, which upheld a decision of the Town's Building Commissioner denying plaintiff Framingham-Franklin, LLC's request for zoning enforcement against the construction of a Dunkin Donuts restaurant at 430 Franklin Street in Framingham. The complaint neglected to name as a defendant the owner of 430 Franklin Street, SEDE Realty, LLC, which is the real party in interest. After the ZBA served the plaintiff with a motion to dismiss for failure to name a necessary party, SEDE was brought in as a defendant. Thereafter SEDE moved for summary judgment. The Court allowed SEDE's motion in an order dated February 10, 2017, and thereafter entered judgment dismissing the complaint on April 6, 2017. Framingham-Franklin did not appeal such judgment. This matter is now closed.
Framingham-Franklin LLC v. Zoning Board of Appeals	Certiorari	This case involves an action challenging the Zoning Board of Appeals' November 2015 decision denying the plaintiffs' appeal of a notice of violation under the Sign Bylaw and accompanying order requiring the removal of two dilapidated freestanding signs at the Mt. Wayte Plaza owned by the plaintiff. The Town moved to dismiss the complaint in January 2016. After argument, the Superior Court entered an order allowing the Town's motion and dismissed the complaint. Framingham-Franklin LLC appealed the Court's ruling to the Massachusetts Appeals Court. After briefing and oral argument, the Appeals Court issued an order on July 24, 2017 affirming the Superior Court's ruling in the City's favor. This matter is now closed.
Gutwill v. Framingham Police Department	Civil Service	his matter concerned a disciplinary appeal by Officer Matthew Gutwill. A local appointing authority hearing was held in May and June 2017, and in September 2017 the hearing officer found that the Town had established just cause for the discipline. Gutwill appealed to the Civil Service Commission, but voluntarily dismissed his appeal in January 2018 days before the hearing. This matter is now closed.

GENERAL GOVERNMENT — TOWN COUNSEL

MATTER	TYPE	2017/2018 STATUS/DISPOSITION
Huntington Properties, LLC v. Conservation Commission	Wetlands/ Certiorari	This case involves an appeal of a Conservation Commission order denying a notice of intent to construct a single-family home and associated site improvements at 13 Pelham Avenue. The Commission issued its denial orders under the Wetlands Protection Act and the Framingham Wetlands Protection Bylaw, respectively, on December 31, 2012. Following a hearing on the plaintiff's motion for judgment on the pleadings held in August 2014, the Court issued judgment in favor of the Conservation Commission. After originally purporting to file a notice of appeal, the plaintiff filed a notice of withdrawal of appeal on February 20, 2018. This matter is now closed.
Jackson v. Framingham et al.	Employment/ Labor	This matter concerned a claim of discrimination by a bus driver employed by Durham School Services, the busing contractor for the Framingham Public Schools, after she was rejected by the City as a proposed driver for Framingham's routes operated by Durham. The City denied the allegations. Durham accepted the Town's tender of defense and indemnity based on its contract with Framingham. Durham then directed the negotiation of a settlement. The matter settled in April 2018, with all defense costs and the settlement payment made on the City's behalf by Durham. This matter is now closed.
Jordan's Furniture v. Planning Board, et al.	Zoning	This matter involves an appeal by Jordan's Furniture of the ZBA's decision granting Soniya Hotel, LLC's request for site plan review and special permits in connection with a proposed development project at 130 Worcester Road. The complaint also named as a defendant Soniya Hotel, which as the permit grantee is the real party in interest. In accordance with G.L. c. 40A, the ZBA filed a notice of appearance in lieu of an answer on February 28, 2018, and will defend the Board's issuance of the underlying zoning relief in this matter.
Lewis v. Zoning Board of Appeals	Zoning	This matter involves an appeal by a property owner challenging the Zoning Board of Appeals' September 13, 2016 decision affirming the determination of the Building Commissioner that the plaintiff's property is illegally operating as a lodging house. The ZBA propounded interrogatories and a request for production of documents upon the Plaintiff and, after determining that the Plaintiff's responses were lacking, moved for an order compelling further discovery. The Land Court issued in order on September 8, 2017 requiring that the Plaintiff supplement its discovery responses, and currently the ZBA is working with the Plaintiff on further production of electronic discovery and other discovery issues.

GENERAL GOVERNMENT — TOWN COUNSEL

MATTER	TYPE	2017/2018 STATUS/DISPOSITION
Lynch v. Teti, et al.	Subdivision Control Law	This case involves an appeal by an abutter of the Planning Board's Definitive Subdivision Plan approval of the Kendall Corner Subdivision, located at 0, 92, 110 Kendall Avenue and 9999 (RR) Kendall Lane. The parties commenced settlement discussions in the months following the Plaintiff's filing of the complaint, and the Court has issued 60-day nisi dismissal orders to allow the parties to continue such discussions, including an order dated May 31, 2018 that provides that the case shall be dismissed in the absence of the parties' filing of an agreement for judgment or stipulation of dismissal no later than July 12, 2018.
Manelis v. Framingham Board of Selectmen	Administrative Appeal	This Superior Court case concerned an appeal under G.L. c. 30A, s. 14 by Richard Manelis stemming from the Town's denial of a parking ticket appeal in January 2017. The Court dismissed this matter in December 2017 due to Attorney Manelis' failure to comply with the Court's procedures for administrative appeals, and further denied his motion to vacate this dismissal. This matter is now closed.
Manelis/Rubin v. Framingham	Administrative Appeal	These consolidated matters concern appeals under G.L. c. 30A, s. 14 by Richard Manelis and David Rubin stemming from the Town's denial of their parking ticket appeals in August 2017. The City filed the record of proceedings in January 2018 and the parties cross-moved for judgment on the pleadings. A hearing on the motions is scheduled to take place in September 2018.
Moreas v. and Zoning Board of Appeals, et al.	Zoning	This case involved an appeal of the ZBA's decision to issue two variances to Defendant, Richard Aronovitz for his building at One Nicholas Road. After Mr. Aronovitz's decision not to appear in this action or defend the variances, the ZBA assented to the Plaintiff's motion for a default judgment, which the Court approved and entered on July 21, 2017. This matter is now closed.
Stuart Pologe v. Baystone Development, LLC et al.	Zoning	This case involved an abutters appeal of variances allowing residential development and a restaurant at 480 Franklin Street, the site of the Mt. Wayte Plaza. The Plaintiff and developer entered into a settlement agreement, pursuant to which the parties filed a stipulation of dismissal in November of 2017. This matter is now closed.

MATTER	TYPE	2017/2018 STATUS/DISPOSITION
SB General Contracting v. Town of Framingham I SB General Contracting v. Town of Framingham II **Continues on next page:**	Construction	These two lawsuits involved the Town and SB General Contracting, Inc. ("SB"), the general contractor for the New York Avenue Utility Corridor Project ("Project"), a Town public works project that was performed primarily in 2010. The Project consisted of work on two streets, New York Avenue and California Avenue, and principally involved replacing existing sewer force mains with new larger diameter force mains. In March of 2011, SB filed a suit against the Town in Norfolk Superior Court, claiming the Town breached the Project agreement by failing to pay SB for certain work performed on the Project. SB alleged $341,021 in damages plus interest, which the Town disputed. The parties attempted to resolve the matter through voluntary mediation, but were unable to reach agreement primarily due to the assertion against the Town in April and May of 2012 of third party claims by two private property owners and the Commonwealth of Massachusetts alleging that Asbestos Containing Materials (ACM) from the Project site were improperly disposed in a residential area in Milford, Massachusetts during the summer of 2010, with estimated clean-up costs in excess of $750,000. The property owners also claimed unspecified property damages, emotional distress and other damages. The Town filed suit against SB in July 2012 in Middlesex Superior Court seeking defense and indemnification and other relief pertaining to the asbestos dumping issue. The parties conducted pre-trial discovery and motion practice in that case. The Town subsequently moved for summary judgment and obtained a favorable court ruling that SB had a duty to defend the Town under the applicable defense and indemnity clause agreed to by SB in the contract documents. The Town and SB, along with other potentially responsible parties, also engaged in pre-suit negotiations as required by G.L. c. 21E, § 4A related to the Milford asbestos dumping site. Following mediation in August 2013, the parties agreed on a cost sharing arrangement for the remediation of the Asbestos Containing Material (ACM) soil pile that included an exchange of releases between the parties. The Town's contributed $175,000 towards the total settlement of $975,000, consisting of $100,00 in construction costs paid to SB and $75,000 towards the cleanup. This settlement was approved by the Special Town Meeting on October 16, 2013.

MATTER	TYPE	2017/2018 STATUS/DISPOSITION
Continued from previous page: SB General Contracting v. Town of Framingham I SB General Contracting v. Town of Framingham II	Construction	The ACM soil pile was removed in 2014 within budget by the asbestos contractor hired by the parties pursuant to the settlement agreement, and a certificate of compliance for the site was issued by MassDEP in September 2014. The Commonwealth threatened to commence suit and seek civil fines of up to $25,000 per day against the Town and the other parties for various statutory violations pertaining to the improper soil disposal. Negotiations with the Attorney General's Office to resolve the alleged statutory violations without litigation were completed in late 2016, and a consent judgment was entered by the Court on March 8, 2017. A modest ($35,000) monetary penalty imposed on the Town would become void provided the Town commits no violations of the applicable statutes during the three-year period from March 9, 2017-March 8, 2020. As part of the Consent Judgment, the Town also agreed to various injunctive relief relative to oversight, recordkeeping and training to avoid a similar event from occurring in the future. Issues arose with the Town's compliance with the Consent Judgment due to several incidents between September 2016 and August 2017, one involving DPW operations staff and others involving the contractor and engineer on a DPW capital project. The Town and the Commonwealth negotiated an amendment to the Consent Judgment requiring, among other things, the payment to the Commonwealth of $17,500 (half of the suspended penalty referenced above) and the development of standard operating procedures (SOPs) for asbestos handling by DPW personnel and contractors on DPW projects. The amendment was approved by the Court in January 2018. The payment was made to the Commonwealth in January 2018, and draft SOPs initially were submitted to the Commonwealth in December 2017. The draft SOPs are currently being discussed and revised with the Commonwealth.
Roy v. Capital Group Properties, LLC	Zoning	This case is an abutters' appeal of the Planning Board's June 19, 2018 decision allowing special permits and site plan approval with conditions for a 129-unit development project at 175 Millwood Street and 818 Grove Street, the current locus of the Millwood Farms Golf Course. The complaint also names as a defendant Capital Group Properties, LLC, which as the permit grantee is the real party in interest. The Plaintiffs filed the complaint on July 11, 2018. The City Solicitor and the Board are in the process of reviewing the complaint and preparing any necessary filing.

GENERAL GOVERNMENT — TOWN COUNSEL

MATTER	TYPE	2017/2018 STATUS/DISPOSITION
In re: City of Framingham Bowditch Building Slate Roof Repairs / Protestor: S.I. Services, Inc.	Bid Protest	This matter concerned alleged violations of the public bidding laws by a bidder rejected for City construction project. The protestor contended the City should have awarded the contract for the project to it because it was the lowest responsible bidder. The City denied the allegations because the bidder did not meet the minimum experience requirement. After a hearing in April 2018, the Attorney General's Bid Protest Unit denied the protest. This matter is now closed.
Talmo v. Zoning Board of Appeals	Zoning/Land Use	This is a case appealing the denial of zoning enforcement filed by Robert Talmo, owner of the property at 28 Nixon Road, seeking enforcement with respect to the abutting property at 30 Nixon Road. Mr. Talmo alleges that a barn on the property at 30 Nixon Road, which is used for residential living space, is not in compliance with the Zoning Bylaw. After the Land Court issued judgment in favor of the Defendants following trial, Mr. Talmo filed an appeal with the Appeals Court. On February 5, 2018, the Appeals Court held an oral argument on the appeal and thereafter took the matter under advisement. To date the Appeals Court has not yet issued a ruling.
Tortcon Builders, Inc. v. Zoning Board of Appeals	Zoning/Land Use	This is a case appealing the ZBA's denial of Tortcon Builders, Inc.'s application for a variance from frontage requirements to build a single-family home at property located at 32 Sewall Street. The City served discovery requests upon Tortcon in April 2018 and is awaiting Tortcon's responses. We anticipate that discovery, and potential motion practice, will occur in 2018 and into early 2019.
Town of Framingham v. Seven Forty-Nine, LLC	Environmental	This case concerns claims under G.L. c. 21E for response costs incurred by the Town due to environmental contamination encountered below the public right-of-way during a DPW project, which the Town alleges originated from the property located at 749 Worcester Road, which is owned by the defendant, Seven Forty-Nine, LLC. The parties engaged in pre-suit mediation in 2016 but were unable to resolve the case. The Town filed suit in the Middlesex Superior Court and the parties are in the process of conducting discovery.

MATTER	TYPE	2017/2018 STATUS/DISPOSITION
Trustees of Century Estates Condominium Trust v. Morrison, et al.	Condominium Lien	This matter was a case for alleged unpaid common area condominium expenses. The plaintiff named the Town as a defendant/party-in-interest insofar as the property was in tax title. In March 2017, the Plaintiff and Town filed a joint motion for entry of judgment that expressly acknowledges that the Town's claim for unpaid taxes is prior to plaintiff's claim. This matter is now closed.
Trustees of Century Estates Condominium Trust v. Morrison, et al.	Condominium Lien	This matter was another case for alleged unpaid common area condominium expenses. The plaintiff named Framingham as a defendant/party-in-interest insofar as the property was in tax title. In April 2018, the parties filed a stipulation of dismissal. This matter is now closed.

B. SPECIAL COUNSEL/INSURANCE DEFENSE COUNSEL CASES

Below is a list of significant cases that presently are being handled by special counsel or insurance defense counsel.

MATTER	TYPE	STATUS
Bower v. Town of Framingham	Tort	This matter concerned a property damage claim from an alleged defect in a Town sewer main. The plaintiffs alleged damages to their home caused by the Town's negligent maintenance of the sewer line. The Town denied the allegations. The Town's insurer, Travelers, assigned the law firm Pierce, Davis and Perritano to defend this claim. The matter settled in May 2018 and is now closed.
Fromberg v. Framingham Police Department	Civil Rights	This case concerned claims of violations of civil rights by an individual stemming from an alleged incident with the police in October 2015. The Town, defended by insurance counsel assigned by Travelers, moved to dismiss the complaint. The motion was granted by the Court and judgment was entered on October 31, 2017, which the Plaintiff did not appeal. This matter is now closed.

GENERAL GOVERNMENT — TOWN COUNSEL

MATTER	TYPE	STATUS
Gutwill v. Town of Framingham et al.	Employment/ Civil Rights	This federal lawsuit involves claims of whistleblower retaliation and violations of Section 1983 against the Town and former Police Chief Ferguson by FPD officer Matthew Gutwill, who alleges he was removed from his assignment as a DEA Task Force Officer in retaliation for filing a complaint regarding another officer. The Town denies the plaintiff's allegations. The Town's insurer, Travelers, has assigned the case to the law firm of Pierce, Davis and Perritano to defend the Town and Chief Ferguson in this matter. Discovery is ongoing.
O'Loughlin v. Framingham et al.	Civil Rights	This case concerned a claim for wrongful conviction and violations of Section 1983 brought by the plaintiff against the Town and several retired and former members of the Framingham Police Department. The plaintiff alleged that he was arrested and ultimately convicted for a rape that occurred in April 1982, and for which he served approximately 3 years and 9 months in prison. He appealed his criminal conviction in or about 1983 and his criminal conviction was affirmed by the Appeals Court. Years later, another person who had been arrested for similar crimes around the same time reportedly told police he was "99%" sure he had committed the 1982 crime, not Mr. O'Loughlin. Based on this investigation, the District Attorney did not oppose a motion for a new trial filed by Mr. O'Loughlin's counsel, and dismissed the charges after the motion was allowed. This civil rights lawsuit followed. Mr. O'Loughlin contended that the Town defendants failed to disclose evidence that would have exonerated him. The Town denied these allegations. The Town's defense in this matter was assumed by Travelers Insurance Company, based on evidence of a 1982 liability policy that Town Counsel located in the Town's records. Travelers defended the case under a reservation of rights, but ultimately after direct settlement negotiations agreed to settle the case and make a settlement payment on behalf of the Town and the individual defendants. A stipulation of dismissal for the Town and the individual Town defendants was entered by the Court on January 9, 2018. After the Town was dismissed, the case was tried (only the Commonwealth remained as a defendant) and a jury awarded $5 million in damages against the Commonwealth. For the City, this matter is now closed.

GENERAL GOVERNMENT — TOWN COUNSEL

MATTER	TYPE	STATUS
In re: Larry Rogers and Mae Encarnado Rogers	Bankruptcy	This case involved the City's filing of a motion with the Bankruptcy Court requesting advance permission to allow the City to proceed with a Framingham District Court case against Larry Rogers concerning alleged Nuisance Bylaw violations. The City sought such an order to clarify that it could proceed notwithstanding the automatic stay of certain legal proceedings that applies upon the commencement of a Bankruptcy Court case such as that filed by Mr. and Mrs. Rogers. Following the City's filing of its motion, the Debtors filed numerous motions alleging, among other things, that the City and its counsel violated the automatic stay. After allowing the parties to engage in discovery and motion practice concerning the Debtors' allegations, the Court dismissed the Debtors' claims in orders issued in March and April of 2018, and thereafter formally closed this case. This matter is now closed.
Slattery v. Town of Framingham et al.	Employment/ Civil Rights	This federal lawsuit involves claims of whistleblower retaliation and violations of 42 U.S.C. section 1983 against the Town, former Police Chief Ferguson, and then-Deputy Police Chief Trask by Kevin Slattery, a former Framingham Deputy Police Chief who retired in April 2017. Slattery contends that plaintiff alleges that he was retaliated against for various complaints he allegedly made while serving as a Deputy Police Chief. The Town denies the allegations. The Town's insurer, Travelers, has assigned the law firm of Pierce, Davis and Perritano to represent the Town and Mr. Simoneau is this matter. Discovery is ongoing.
Stuart v. Town of Framingham et al.	Employment/ Civil Rights	This federal lawsuit involves claims of whistleblower retaliation and violations of 42 U.S.C. section 1983 against the Town and Assistant to the Chief of Police Brian Simoneau by Vincent Stuart, a former Framingham police officer who was terminated in February of 2017 for wrongful conduct. The plaintiff alleges that he was retaliated against for making a complaint regarding Mr. Simoneau to the Chief of Police. The Town denies the allegations. The Town's insurer, Travelers, has assigned the law firm of Pierce, Davis and Perritano to represent the Town and Mr. Simoneau is this matter. Discovery is ongoing.
Viana v. Framingham	Tort	This matter concerns a personal injury claim alleging a slip and fall on City property. Travelers has assigned defense counsel Michael Ashe to represent the Town. The matter remains pending.

C. SCHOOL DEPARTMENT CASES (OF WHICH CITY SOLICITOR IS AWARE)

Below is a summary of cases of which this office is aware involving the Framingham School Department. This office does not represent the School Department and provides these summaries for informational purposes based on information known to us. These cases are being handled by insurance counsel or Boston-based Morgan Brown & Joy, Labor counsel to the School Department.

MATTER	TYPE	STATUS
Camargo v. Durham School Services et al.	Discrimination	This case concerns a claim of discrimination based on national origin by a bus driver employee of the School Department's contractor that provides transportation services, who has also alleged claims against the School Department's Director of Transportation. The School Committee denies wrongdoing and has tendered defense of this matter to Durham School Services based on the indemnification provision of the Town's contract and is being defended by counsel assigned by Durham's insurer (at Durham's expense). We understand this matter remains pending at MCAD.
Cuddy v. Framingham Public Schools	Discrimination	This case concerned a claim of discrimination by a School Department employee. This matter was defended by insurance counsel assigned by AIG, the Town's School Board insurer. Mediation occurred in April 2016 and we understand a settlement was reached.
DeOliveira v. Framingham Public Schools	Discrimination	This case concerned a claim by a former School Department employee of age discrimination. This matter was defended by insurance defense counsel assigned by AIG. We understand a settlement was reached.
Haak v. Framingham Public Schools	Discrimination	This case concerned a claim of discrimination by a School Department employee. This matter was defended by insurance counsel assigned by AIG. We understand a mediation occurred in April 2016 and the matter was settled.
Smith v. Framingham Public Schools	Discrimination	This case concerns a racial discrimination claim by a former School Department employee. The matter was initially filed at MCAD in August 2014 but was removed and a complaint was filed in Hampshire Superior Court in May 2016. The School Department is being defended in this matter by School Labor Counsel, Morgan, Brown & Joy. We understand the matter remains pending.
Saviatto v. Framingham Public Schools et al.	Discrimination	This matter concerned a claim by a former School Department employee who alleges she was wrongfully terminated and discriminated against based on her national origin and race. The School Department denied the plaintiff's claims. The School Department was defended in this matter by School Labor Counsel, Morgan, Brown & Joy. This matter settled, and the case was dismissed in June 2018. This matter is now closed.

MATTER	TYPE	STATUS
Viti v. Framingham Public Schools	Discrimination	This matter concerns claims of gender discrimination and retaliation by a School Department employee alleging she was wrongfully terminated from her position as a volleyball coach based on her gender. This matter is being defended by insurance counsel assigned by AIG. We understand the matter remains pending at MCAD.

III. Budgetary Overview

As in past years, I would like to conclude this report with a brief discussion of budgeting and legal expenses. In 2017-2018 this office continued its positive track record of procuring new revenue for the General Fund or helping to avoid the imposition of additional costs to the City. The services provided by the Office of the City Solicitor have resulted in monetary benefits to the City that has resulted in direct revenue, mitigation and avoided expenses approximately double Framingham's FY 2018 appropriation of $735,000.

Below is a chart summarizing the revenue, mitigation and avoided expenses achieved in FY 2018 by the efforts of the Office of City Solicitor working with other departments, boards or commissions, or through the substantial assistance of the City Solicitor.

1. FY 2018 Revenue, Mitigation and Avoided Expenses	
Matter:	**Description:**
Payments Received from Ashland for sewage transport in FY 2018 $1,026,715.07 (Revenue)	Payments received in FY 2018 for sewage transport under the February 13, 2004 Decision issued by the Department of Telecommunications and Energy, and pursuant to the January 1, 2007 IMA between Ashland and Framingham. This represents more than a 180-fold increase over what Framingham received from 1964-2003 under the 1963 Intermunicipal Agreement with Ashland ($5500 per year). Through FY 2018 the Town has received more than $11 million dollars in payments from Ashland ($11,003,492.83) under the successful 2004 Decision and the 2007 IMA.
Pelham Apartments and Framingham Housing Authority Trash Collection $300,000 (Avoided Expense)	By a favorable summary judgment ruling achieved in the Pelham litigation, the Town ceased trash collection at the 550 units at the Pelham Apartments in approximately 2004, which results in avoided expenses estimated at more than $100,000 per year. For the same reason, the Town ceased trash collection at approximately 1,000 units owned by the Framingham Housing Authority, thus realizing savings of approximately an additional estimated $200,000 per year. These savings amount to approximately $300,000 per year on an annual recurring basis without adjusting upwards for inflation.

1. FY 2018 Revenue, Mitigation and Avoided Expenses	
Matter:	**Description:**
Calvao, et al. v. Town of Framingham $175,000 (Avoided Expense)	As a result of the United States Court of Appeals for the First Circuit's March 17, 2010 decision affirming the District Court's decision allowing the Town's Motion for Summary Judgment with respect to the Town's establishment of a 24-day work period under 29 U.S.C. 207(k), the Town has avoided liability to date for approximately $1,500,000 in damages, in view of the federal law that often allows for double damages and attorney's fees to be assessed against parties found to have violated the Fair Labor Standards Act. Additionally, Framingham has to date avoided the need to pay FLSA overtime to officers who work more than 40 hours per week (CBA overtime is paid), thus saving the City approximately $175,000 per year on an annual basis.
O'Loughlin v. Framingham Estimated $1,200,000 (Avoided Expense) = $1,200,000.00	After extensive research in archived Town files, Town Counsel was able to locate a responsive insurance policy from 1982. Based on this policy and subsequent negotiations with the insurer, we were able to obtain reimbursement for the Town of legal fees paid to special counsel of over $36,000 in FY 2015 and legal defense and expert costs through the remainder of the Town's involvement in the case, which settled in late 2017, estimated to be over $300,000. The $900,000 settlement payment subsequently made by Travelers on behalf of the Town and the individual Town defendants was also covered by the carrier for the 1982 policy, thus avoiding over $1.2 million in expenses to the taxpayers.
TOTAL FY 2018: $2,701,715.07	

While we cannot promise that the revenue, mitigation and avoided expenses achieved in FY 2018 will continue at the same level in the future, we will continue to exercise creativity, diligence, and our best legal skill to address the litigation that does arise as we advocate on behalf of the best interests of the Mayor, the City of Framingham and its boards, commissions and officials, and its taxpayers.

CONCLUSION

In closing, the attorneys and staff at Petrini & Associates, P.C., wish to thank the Board of Selectmen and the residents of Framingham for the opportunity to serve as your Town Counsel.

Christopher J. Petrini
Petrini & Associates, P.C.
City Solicitor
July 13, 2018

General Government – Human Resources and Veterans' Benefits & Services

HUMAN RESOURCES

Memorial Building, Rm B-7
(508) 532-5499 | FAX: (508) 532-5497

The Human Resources Division consists of the Department of Human Resources and the Department of Veterans Services.

Human Resources

The Department of Human Resources has multiple responsibilities related to future, current, and past employees. The department is responsible for overseeing the recruitment and hiring process of new employees for all Town positions, in accordance with State and Federal laws, the established Town policies and procedures, as well as the onboarding process. In addition, the department maintains the Town's job analysis and compensation plans; drafts, revises and interprets the Town's personnel policies and procedures; plays a key role in negotiating and interpreting all collective bargaining agreements; fosters harmonious, engaged, productive labor and employee relations; performs cost and staffing analysis; assists in employee development and training; maintains and analyzes employee benefit packages; and oversees employee appreciation programs.

Additionally, the department administers the Town, School and Retiree benefits and Town and School workers' compensation, Family and Medical Leave Act (FMLA) leaves of absence and unemployment insurance programs.

Personnel Board

The Personnel Board serves in an advisory capacity to the Town Manager and the Human Resources Director, who has jurisdiction over personnel functions. This 5-member Board is appointed by the Town Moderator. The Personnel Board members must be Framingham residents, serve for 3-year terms and may not hold other Town offices.

Employment

Judy Caron is a Human Resources Generalist/Analyst. She manages the employment and recruitment process, including advertising, reviewing employment applications, interviewing candidates, facilitating and conducting pre-employment background checks. In 2017 Judy hired 159 full and part time employees, of those 82 were temporary/ seasonal employees. She conducted 202 CORI/ SORI background checks on employment candidates. She coordinates the Department of Transportation, Commercial Drivers' License random drug and alcohol testing program. In 2017, there were 78 random drug/ alcohol tests. Judy administers the Town Family Medical Leave Act (FMLA) policy and ensures legal compliance with the Federal FMLA law. In 2017, Judy managed 29 FMLA leaves. She is also involved with employee counseling and conducted 24 exit interviews in 2017.

Benefits

Robin Tusino is the HR Benefits Manager. She is responsible for administering all employee benefits including health, dental, life and disability insurance programs for the town, the schools, and retirees. She counsels all employees (school and town) who are retiring to ensure a smooth transition of benefits from an active employee to a retiree. In addition, she also counsels retirees who are turning 65 on the Medicare and supplemental insurance process and ensures that all necessary forms are completed. In 2017, Robin counseled 47 municipal retirees and teachers. She processes and audits payments of all insurance related accounts. She also processes claims for death and disability. Robin works closely with all active former and retired town and school employees.

Max Bastos is the Benefits Assistant. He assists with day-to-day benefit administration; including orientation, enrollment and disenrollment of employee benefits, and resolution of insurance issues. He is also responsible for the Consolidated Omnibus Budget Reconciliation Act or COBRA for Town and School employees. In 2017, the Benefits staff processed 115 COBRA notifications to town and school employees.

HR Benefits is also responsible for new employee orientations, conducting open enrollment, orchestrating the health and wellness fair, and processing life insurance claims. In 2017, HR Benefits enrolled 196 employees and processed 115 terminations, and processed 33 life insurance claims. 43 community vendors participated in the health and wellness fair.

Workers' Compensation & Safety

Richard Lamb is a Human Resources Generalist and specializes in workers' compensation. He oversees the Safety and workers' compensation program for Town and School Department employees, including reviewing accidents, coordinating medical claims, lost work time, light duty and return to work programs. Richard also runs the Safety Committee for both the Town and the School Department. One goal of the Human Resources Department is to create a culture of Safety for all Town Employees, including School

employees, starting with New Employee Orientation. We have added Safety Training to each Town employee's first day and sixteen employees attended in 2017. In 2017 25 employees attended the OSHA 10 General Industries training, 10 employees attended OSHA 30 training and 100 employees trained in CPR, and First Aid, 94 attended Workplace Substances Abuse training and 89 trained in Needle & Sharps Prevention and Awareness from Town Departments. In the School Department, 68 employees attended OSHA 10 General Industries training.

Administration and Social Media

Renan Pinheiro is the Financial Coordinator. Renan assists with budget preparation, tracking accounts, coordinates payment of all department bills, including health insurance, workers' compensation, unemployment and other departmental bills. He is also responsible for the department accounts receivables, directly billing employees, retirees and surviving spouses for their portion of the health insurance benefits premiums. In 2017 Renan sent out 1396 bills and collected $168,561.10 in monies owed. Renan is also in charge of the department's webpage and social media. He is multi-lingual and helps with translation services.

Susan Embree is the Division's Administrative Assistant. She provides excellent customer service, greeting each visitor to the department, making them feel welcome and assisting them in any way possible, whether it's finding directions, walking someone to the right department or helping them fill out a job application. She provides administrative support to the division, orders supplies, coordinates monthly meetings with benefit vendors. She also plans and coordinates special projects such as employee training and development programs, Employee Appreciation Events, Annual Tree Lighting and other special events. New in 2017, Susan became the Division Public Records Access Officer (RAO). She attended training provided by the state and learned to use new software, FoiaDirect. Susan processed 28 public record requests in 2017.

Respectfully submitted,
Dolores Hamilton,
Director of Human Resources

VETERANS' BENEFITS AND SERVICES

Memorial Building, Rm B-11
(508) 532-5499 | FAX: (508) 532-5497

The Mission of the Department is to aid, assist, advise and advocate for veterans and their dependents regarding their rights to benefits and services.

Veterans Day Ceremonies featured the presentation of the Massachusetts Medal of Liberty to seven Gold Star families from the City of Framingham whose relatives were killed in action during WWII. In preparation for Memorial Day, 4,700 flags were placed on the graves of veterans in Framingham's seven cemeteries. Special thanks to all of enthusiastic volunteers.

LTC (Ret) Ingrid Centurion, was the Guest Speaker at Veterans Day.

Unveiled Framingham's 1st Woman's Memorial that is now in the Town Hall's foyer.

Held our annual Sock Hop during the Framingham Concert on the Common series. We collect socks for homeless Veterans.

Assisted a Framingham native's mother who lost her daughter while she was serving on active duty in the United States Air Force. Our Social Worker provided bereavement counselling, introduced her to the Gold Star Family President. We assisted in the ordering of a memorial bench that is in Cushing Park.

Visited various Senior Centers in Framingham and discussed our Chapter 115 program and also discussed how to file for compensation with the Veterans Administration.

Assisted in collecting books for the new Veterans section at the McAuliffe Library.

Shipped boxes of candy that was collected at a local dentist office overseas to our Troops.

Memorial Day Ceremonies featured the presentation of the Massachusetts Medal of Liberty to six Gold Star families from the City of Framingham whose relatives were killed in action during WWI and WWII. In preparation for Memorial Day, 4,700 flags were placed on the graves of veterans in Framingham's seven cemeteries. Special thanks to all of enthusiastic volunteers.

LT. Courtney Threan, was the Guest Speaker at Veterans Day.

Respectfully Submitted,

Craig Sullivan
Veterans Service Officer

General Government — Technology Services

Technology Services
150 Concord Street, Room B25
Framingham, MA 01702

508-532-5829
508-532-5867 (fax)
Technology.Services@FraminghamMA.gov

Carly Premo Melo, Director
Alan D. Holt, Assistant Director/Development
James V. Schiavone, Assistant Director/Support
Charles J. Duross, Public Safety Systems Administrator
Nichol Figueiredo, Public Information Officer/Webmaster
Michael Tusino, IV, Records Access Officer
FY17 Budget:$1,960,199

Jennifer Nall, Administrative Assistant
Stephen Bedard, Helpdesk Technician
Heidi Bryce, Applications Manager
Anthony Sylva, Programmer/Analyst
Robert Becker, Network Technician
Kim Saucier, Fiscal Supervisor

TECHNOLOGY SERVICES

The Technology Services Division is committed to providing the highest level of service possible while being fiscally responsible. Goals focus on maintaining a stable, up to date network and end-user environment that enables and enhances user productivity. Additionally, we look to leverage technology wherever possible to streamline and automate processes.

Application Services
Heidi R. Bryce, Manager
Top Accomplishments for 2017

Application Services is responsible for the ongoing support of the Town's financial management system, Munis, for both School and Town employees with over 310 active users; and Granicus Legislative Management, which manages agendas and minutes for all Town Boards, Councils, and Committees and are visible to the public via the web-based Meeting Portal with more than 90 active meeting groups represented.

MUNIS

- Within Applicant Tracking, improved communications with applicants via automated emails and opt-out options
- Redesigned forms used by Treasurer's Office
- Facilitated transfer of Fire Master Box billing responsibilities to DPW Administration

Legislative Management

- Provided ongoing technical support
- Updated Meeting Portal documents as needed

Database Services
Alan Holt, Manager
Anthony Sylva, Programmer/Analyst
Top Accomplishments for 2017

Technology Services implements and maintains the Town-wide permitting and inspection system, Accela Automation.

Permits and Licenses

- Over 14,000 Permits have been created during the calendar year, along with over 6,000 renewals of cyclical permits and certificates using the Town's enterprise permitting system Accela Automation. The system is used by the Building Department, Fire, Planning, Board of Health, Conservation, Zoning, Police, Board of Selectmen, and Public Works.
- Facilities Management permits have been added to Accela for services like the rental of Nevins Hall, Cushing Chapel, Downtown Common and the Town Common.
- These will also be the first permits turned into Laserfiche forms which the public will be able to fill out online and then have the records created in Accela automatically.
- Currently 245 different types of permits, licenses, and case types are tracked in the system. The records are maintained by 12 different departments. The system interfaces with the Town GIS, Assessor records, State licensing authorities, the Town's document management system, and DigSafe.
- The Zoning Board Department has also been added to Accela so their work can now be tracked within Accela and create a more fast and fluid workflow with other departments.

Scanning

Over Seventy-nine thousand (79,000) documents have been scanned into or created in the Laserfiche repository in the past calendar year. The repository volumes have grown to a size of 3.6 Terabytes and there are over 500,000 documents that reside within the repository.

Other Projects and Activities

- Laserfiche Forms continues to help streamline internal processes and remove more paperwork. Creating forms to help both Fire and Police automate form processing and to report and analyze the data based on those forms through reporting services. Forms have been created for internal processes like police vehicle check to mark issues with their fleet and the police camera form which provides a way for community members to contact police to allow them to use personal cameras for police work.
- Accela will have an integration with forms allowing for permits to be applied for online by citizens through forms and have Accela create the permits.

Public Safety
Charles Duross, Public Safety Systems Administrator

Public Safety is responsible for supporting key information technology applications and related technologies utilized by the Police and Fire Departments. And, ensuring that critical public safety systems function efficiently and effectively on a 24/7 basis.

2017 Accomplishments

- A project to virtualize the servers used for public safety applications was started. When complete, the project will provide for improved disaster recovery and redundancy.
- The implementation of Microsoft SharePoint applications for the Town continued during 2017. The Town began using a compliance management application for issuing policies to staff.
- The roll out of new police cruiser computers was completed. The new devices enhance officer safety and improve performance using new technology and faster network connectivity. Due to equipment problems, the manufacturer is replacing all of the devices. They'll be replaced in FY19

Network Services
James V. Schiavone, Manager
Robert Becker, Network Technician

Network Services is responsible for the ongoing support of the Town's Fiber network, servers and desktop devices. Messaging, Security and WIFI also fall under Network services.

Top Accomplishments for 2017

- Installed the remaining hardware that was purchased from the Cisco lease, including deployment of access points to the smaller water and sewer stations.
- Upgrade both the public WIFI and Town's internet connection to increase capacity.
- Supported the addition of traffic signals onto the network.
- Added the Taralli police substation on the network.

Fiber additions

Installed fiber optic cable at the following locations:

- Dudley Rd. continuing on Fountain ending at the Taralli substation.
- Off Edgell Road running down Central Street ending at the Indian head water tank
- New York Ave. from the sewer station to support the traffic signals at New York Ave. & California Ave.

Projects

- Started using Meraki MDM (Mobile Device Management) software on IPads
- Upgraded to a virtual Spam security gateway
- Upgraded the version of virtualization software and the management tools.
- Upgrade both our network fax and paging software.
- Connected the newly installed DPW communication building to the network.
- Upgraded our Cisco Unified Communications software and Cisco Unity voicemail software.

E-Mail Statistics:

Inbound:

Blocked: 1,490,512

Allowed/Tagged: 510,389

Allowed: 1,379,277

Outbound:

Sent: 421,590

Encrypted: 1,398

Network Statistics

During normal business hours we maintained an industry accepted 5 9's of availability (99.999%). Due to the Cisco lease and the massive upgrade that we undertook there was some downtime encountered outside normal business hours.

User Services
Stephen Bedard, Helpdesk Technician

User Services is responsible for technology support services to Town Departments, including Help Desk support, set-up and training, email, Internet, hardware and software support, inventory maintenance, policy and licensed software audits. User Services is also responsible for PC, printer and software upgrades and maintenance; Town Meeting equipment and presentation assistance to Town administration, departmental staff, boards and committees.

In 2017, User Services supported 453 PCs and 264 laptops with 642 users 74 of those are new. The Technology Services Help Desk answered 1034 Help Desk calls, of which over half were resolved on the same day. In addition, 100 new PCs were configured and installed and 44 new laptops/Toughbooks/Tablets.

We deploy Windows 10 on desktops and laptops. We are using Microsoft Office 2016 on all new and existing PCs/laptops/tablets.

Administrative Assistant
Jennifer Nall

Jenn is a valuable asset in managing the day to day operations of the Technology Services department. Her duties include attendance tracking, payroll, processing departmental bills, and overall office management. Additionally Jenn process the town-wide telephone bills for both VOIP and traditional phone lines. Jenn is also responsible for the management of the onboarding process of new equipment ordered by all Town departments.

Fiscal Manager
Kimberly Saucier

Kim joined our team in September 2017. This position is responsible for managing the department's finances. This includes preparation of the annual operating and capital budgets, generating budgetary transfers and adjustments, tracking expenses, and producing budgetary reports. The Fiscal Manager also tracks software expiration dates and is responsible for managing contract renewals. Kim frequently corresponds with vendors for various reasons such as quote requests, invoice matters, and purchase order processing.

Public Information Officer/Webmaster – Nichol Figueiredo
Records Access Officer – Michael A. Tusino IV

The Public Information Officer/Webmaster works directly with the Town Manager and the Technology Services Department on all strategic communication initiatives for the town, including collaboration with key Division Heads and community stakeholders.

As of January 1, 2017 Governor Baker signed An Act to Improve Public Records into law; the updated public records law required municipalities to appoint a Records Access Officer (RAO). Nichol was appointed RAO until a full time RAO position was created to manage the new Public Records Law and the dramatic increase in Public Records Requests; Michael A. Tusino IV was hired for this new role in September 2017. The RAO coordinates responses to requests for access to public records; assists individuals seeking public records in identifying the records requested; assists the custodian of the records in preserving public records; and prepares guidelines that enable requestors to make informed decisions.

In 2017 the Town responded to 2,242 public records requests.

2017 Accomplishments

- Conducted multiple public records law and software trainings.
- Utilized social media to engage with the community and provide information regarding Town projects, programs, initiatives, public safety information, etc.

Social Media statistics:

Facebook page has 3,857 likes and 3,954 followers.

Twitter page has 3,861 followers.

Instagram page has 604 followers.

Website statistics:

Site Visits: 566.8k

Page Views: 1.1M

Unique Visits: 815k

Actions by returning Visitors: 713k

Searches: 45k

In closing, I express my sincere gratitude to a wonderful staff that made this another year of great accomplishments. Their technical expertise, ability to work as a cohesive team and commitment to implementing and supporting new technology continues to allow Framingham to remain on the forefront of technology.

Respectfully submitted,

Director,
Technology Services

General Government - Facilities Management

Memorial Building, Rm 133

508-532-5485

facilities@framinghamma.gov

FACILITIES MANAGEMENT

Memorial Building, Rm 133
508-532-5485 | facilities@framinghamma.gov

The Department of Facilities Management is responsible for the general maintenance, repairs, renovations, and day-to-day operations for multiple public facilities and parking lots owned by the Town of Framingham. The department oversees and maintains nineteen Town Owned Buildings, the Waverly Street and Hollis Court commuter parking lots, Pearl Street Garage, both Centre & Downtown Commons and parking meters located throughout the downtown area. The Department consists of thirteen fulltime employees, with an operating budget of 2.5 million.

The Department of Facilities Management and Capital Building Projects Department have continued to work as a cohesive unit in all current and future building projects. Due to our in house trades staff we have been able to provide a more efficient and effective approach to the everyday maintenance issues that occur.

This year the town has made some monumental changes through voting to change our form of town to city. The Facility Management Department has assisted the Town Clerks office with the monumental vote and recount to make change of the government.

Our department continues to serve our 24/7 public safety buildings which include the Police headquarters and 5 Fire Stations. This year we worked with the Police Department on their 911 Incentives Grant and installed a new HVAC unit in dispatch. Our 24/7 public safety buildings are high demand facilities buildings and their operational requirements have been the focus of the Facilities Management Department.

In continuing our effort to provide services, our department has made strides in improving our commuter parking. These improvements will include new smart meters for the downtown area with the capability to accept credit cards.

I would like to thank all of the Town of Framingham officials and departments that we have worked with over the course of this past year. We appreciate the assistance and guidance you have provided to the Department of Facilities Management. We continue to strive to make efficiency improvements through the facilities which we manage and focus on the reduction of our carbon footprint.

Finally and most importantly, I would like to thank my staff for their continued dedication and hard work. Our Department has worked extremely hard to maintain and keep up with the additional demands with our existing resources. Their individual and combined efforts have helped create the quality of service for the Department of Facilities Management.

Respectfully submitted,

James J. Paolini
Director of Capital Projects & Facilities Management

General Government - Capital Building Projects

Memorial Building, Rm B-14

508-532-5485

jjp@framinghamma.gov

CAPITAL BUILDING PROJECTS

Memorial Building, Rm B-14
508-532-5485 | jjp@framinghamma.gov

In this 2017 calendar year, the Capital Building Projects Department has launched the construction of the long anticipated Loring Arena renovation. This project will address the ADA deficiencies in the original building and will provide the arena with the appropriate gender separation facilities.

While continuing our commitment to reduce our carbon footprint, the Town of Framingham installed and completed the Fuel Management Monitoring System at the Police Headquarters and Fire Stations 3, 5 and 7. This project was part of our Green Communities designation commitment.

Another significant capital project that was completed in 2017 was the roof replacement at Fire Station #5. In addition to the roof replacement, the Capital Projects Department addressed the exterior masonry façade issues.

The Capital Building Projects Department continues to work in a joint effort with the Facilities Management Department with the 20-year long-range plans. The Department has successfully completed and moved the construction planning and plan implementation into the next phase of two major Town projects. The Capital Projects department has secured the approval of funding for both the Village Hall Handicapped Access Improvements and Replacement of Fire Station # 2 on Watson place. This New Fire Station will adjacent to the existing A street pump station. The School Department graciously transferred this land to the Town.

These projects are anticipated to begin in the spring of 2018 once the bidding and procurement has been completed.

In closing, the Capital Building Projects Department will continue the methodical approach and preparation for all future projects.

Respectfully submitted,

James J. Paolini
Director of Capital Projects & Facilities Management

General Government — Media Services

MEDIA SERVICES

THE GOVERNMENT CHANNEL

The mission of The Government Channel is to serve the community as a valued resource by providing timely news and events to inform Framingham residents on town programs and services. We do this by producing video coverage of public meetings, development of original series, and displaying important town announcements on our municipal electronic bulletin board.

The Government Channel is dedicated to programming which supports the goals and objectives of the various town departments, also to make the proceedings of local government more accessible to the public.

Some of the outreach, engagement activities, and production support that the government channel has participated in 2017 include; the Memorial and Veterans Day observance ceremony, Library lectures, DPW neighborhood meetings, Team Framingham marathon programming, Park and Recreation updates, Callahan Senior Center lectures, Framingham Police & Fire promotions ceremonies, September 11th observance ceremony, dignitary visits, Campaign Finance reporting seminar, Housing Assistance program, Choose Framingham initiatives, Skate Park Design hearings, Human Relations Commission, Town Meeting orientations and Warrant reviews, Holiday Tree lighting, US Navy holiday season concert, voting notifications and live election night analysis. We also produced complete coverage of all Charter Commission meetings, neighborhood education forums and Bylaw review committee sessions.

The Government Channel also carried regular live coverage of the Board of Selectmen's Meetings, Planning Board, Town Meeting and Zoning Board of Appeals. Monthly coverage of the Framingham Disability Commission and Board of Health are also an important component of the channel line up that gives residences instant access to Framingham government both on their cable system and via the internet.

The Government Channel can be viewed on Comcast channel 99, RCN channel 13/HD 613, and Verizon channel 42. Programming schedules and live streaming capabilities are available on the town's website, by accessing the government channel portion of the department directory or at: www.framinghamtv.com

The Government Channel through its programming is compiling complete and accurate public records for the Town of Framingham. These video recordings provide an enhanced ability to assess the accuracy of official print records of meeting minutes. All programming is available to the public upon request; all of our programming is also available via streaming video on demand for Internet viewing.

Respectfully submitted,

Ron J. Rego
Director of Media Services

General Government — Licensing Administration

LICENSING ADMINISTRATION

Diane Willoughby, Licensing Administrator

The Licensing Office reviews and processes license and permit applications in accordance with State laws and regulations as well as town policies.

The office issued, with the Board of Selectmen's (BOS) and/or Town Manager's approval, 558 licenses and permits in the following categories for Calendar Year 2017:

Liquor License for Restaurants, Hotels, Clubs and Retail Package Stores	91
Malt and Wine Farmer Brewery License	2
One-day Liquor License for events held at the various function halls	69
Common Victualer Restaurant License	150
Innholder's License	6
Lodging House License	12
Class I, II, III Auto Dealers License New/Used/Junk Car Dealers:	
Class I	6
Class II	33
Class III	3
Junk/Old Metals/Second Hand License	13
Entertainment License (Annual)	36
Entertainment License (One-day)	31
Sunday Entertainment License	15
Carnival License	3
Coin-Operated Machine License	10
Pool Table License	2
Auctioneer's License	1
Hawker's and Peddler's License	8
Solicitor's License	7
Taxi Cab Company Permit	2
Waivers to Remain Open for Retail Food Sales between 1 a.m. and 6 a.m.	19
Taxi Cab License	34
Livery License	5

The BOS issued and/or approved 14 new or transferred licenses which are included in the above.

The Selectmen conducted seven alleged alcohol violation hearings resulting in license suspensions ranging from two to 17 days and the collection of $2100 for the reimbursement of investigation costs.

Finance —
Chief Financial Officer

THE 2017 TOWN OF FRAMINGHAM ANNUAL REPORT — CFO OFFICE

The Office of the Chief Financial Officer has both financial and policy duties. It is staffed by the Chief Financial Officer, Assistant Chief Financial Officer and the Financial Analyst. The Office administers Town finances with the assistance of three departments that have direct responsibility for financial management of Town government: the Assessing Department is responsible for the valuation of real and personal property and the assessment of taxes against these parcels and accounts. The Office of the Treasurer/Collector is responsible for the collection of all town revenues, the investment of all revenues, and the management of the Town's debt. The Accounting Department maintains the Town's accounting records, generates financial management information, processes Town-wide employee payroll, directs all audit activity and reviews compliance with internal controls.

The Office of the Chief Financial Officer is directly responsible for the development and management of the annual operating and capital budgets. The CFO is also required to file a long term forecast for strategic planning of the Town's financial position. The CFO presented the last Town long-range forecast to the final Annual Town Meeting in October 2017.

The CFO's Office has recommended to Town Meeting, who has adopted, the funding of reserves to help pay the cost of the anticipated Fuller Middle School replacement and the Memorial Building repairs and potential purchase of an Administration annex.

FY2017, which ended in calendar year 2017, was the final year of the three year budget plan that reduced the tax levy to offset the cost of a potential debt exclusion for the Fuller Middle School project. The FY18 Budget, adopted in CY2017, also modified the levy increase by using certified free cash to limit the levy change in light of the increase in the Fuller Middle School project cost increase.

The Finance Division is also an integral part of the Framingham Retirement System. The Town Accountant is the Ex-Officio member of the Framingham Retirement Board and the CFO is appointed to the Board by the Selectmen. At the recommendation of the CFO and Town Accountant, the Retirement Board has adopted funding schedules that reduce the rate of return and maintain the CY2030 full funding deadline; enhancing the viability of the fund and aggressively pursuing paying down the liability.

The CFO would like to thank the Assistant CFO/Chief Procurement Officer, Jennifer A. Pratt; Town Accountant Richard G. Howarth, Jr. and his staff in the Accounting Department, Chief Assessor William G. Naser and his staff in the Assessing Department, Treasurer/Collector Carolyn R. Lyons and her staff in the Office of the Treasurer/Collector, Procurement Administrator Amy Putney in the Purchasing Department, and Margaret Ottaviani our financial analyst. These are all dedicated financial professionals who provide excellent stewardship over the people's money.

Finance —
Town Accountant

Town of Framingham
Combined Balance Sheet
Fund Basis Statement for Free Cash Certification
As of June 30, 2017
Unaudited

Assets	General	Special Revenue	Capital Projects	Enterprise Capital Project	Enterprise Funds	Health Ins Trust Fund	Trusts and Agency	Total (Memo)
Cash & Investments								
Cash	$ 51,481,388	$ 9,814,203	$ 602,915	$ 6,663,065	$ 12,724,315	$ 5,937,967	$ 31,461,827	$ 118,685,680
Investments	-	-	-		-	-	2,109,854	2,109,854
Security Bonds	-	-	-	-	-	-	2,316,178	2,316,178
Total Cash & Investments	51,481,388	9,814,203	602,915	6,663,065	12,724,315	5,937,967	35,887,859	123,111,712
Receivables								
Taxes								
Real Estate	1,582,823	-	-		-	-	-	1,582,823
Personal Property	1,068,238	-	-		-	-	-	1,068,238
Motor Vehicle Excise	3,123,507	-	-		-	-	-	3,123,507
Deffered Property Taxes and Tax Foreclosures	575,025	-	-		-	-	-	575,025
Utility Liens Added to Taxes	-	-	-	-	76,529	-	-	76,529
Tax Liens and Charges Added to Taxes	1,979,057	-	-	-	79,678	-	-	2,058,735
Total Taxes	8,328,650	-	-	-	156,207	-	-	8,484,857
Other Receivables								
Sewer Usage Receivable	-	-	-		4,760,739	-	-	4,760,739
Water Usage Receivables	-	-	-		2,812,530	-	-	2,812,530
Apportioned Assessments added to taxes	-	-	-	2,786	-	-	-	2,786
Apportioned Assessments not yet due	-	-	-	643,670	-	-	-	643,670
Departmental Receivables	30,665	267,088	-		-	151,203	984,485	1,433,441
Intergovernmental Receivables	266,744	3,149,069	4,753,091	-	-	-	-	8,168,904
Total Other Receivables	297,409	3,416,157	4,753,091	646,456	7,573,269	151,203	984,485	17,822,070
Total Receivables	8,626,059	3,416,157	4,753,091	646,456	7,729,476	151,203	984,485	26,306,927
Other Assets								
Tax Foreclosures	569,909	-	-	-	-	-	-	569,909
Other Assets – Inventories	34,359	-	-	-	-	-	-	34,359
Total Other Assets	604,268	-	-	-	-	-	-	604,268
Amts to be provided for bonds	-	-	64,505,275	150,995,578	-	-	-	215,500,853
Total Assets	$ 60,711,715	$ 13,230,360	$ 69,861,281	$ 158,305,099	$ 20,453,791	$ 6,089,170	$ 36,872,344	$ 365,523,760
Liabilities, Reserves, and Fund Balances								
Liabilities								
Accounts Payable Security Deposits	$ 16,468,796	$ 2,698,469	$ 2,290,060	$ 3,414,294	$ 905,326	$ 22,473	$ 8,441,785	$ 34,241,203
Incurred But Not Reported Liability	-	-	-	-	-	5,369,816	-	5,369,816
BAN Payable	-	-	9,256,454	14,310,497	-	-	-	23,566,951
Loans Authorized	-	-	35,624,497	131,152,487	-	-	-	166,776,984
Loans Authorized and Unissued	-	-	(35,624,497)	(131,152,487)	-	-	-	(166,776,984)
Bonds Payable	-	-	64,505,275	150,995,578	-			215,500,853
Total Liabilities	16,468,796	2,698,469	76,051,789	168,720,369	905,326	5,392,289	8,441,785	278,678,823
Reserves								
For Uncollectable Receivables	6,979,364	267,088	3,199,690	646,456	7,729,476	151,432	2,777	18,976,283
For Abatements and Exemptions	1,610,666	-	-	-	-	-	-	1,610,666
Total Reserves	8,590,030	267,088	3,199,690	646,456	7,729,476	151,432	2,777	20,586,949
Fund Balances								
Reserved for Encumberances	3,757,121	-	-	300,000	659,686	-	118,271	4,835,078
Reserved for Petty Cash	550							550
Reserved for Inventory	34,359							34,359
Reserved for Expenditure	11,848,613	5,000	-	-	-		7,500	11,861,113
Reserve for Premium on Issuance of Debt Excluded BANs	45,313		483,852	765,510				1,294,675
Undesignated	19,966,935	10,259,803	(9,874,051)	(12,127,235)	11,159,303	545,448	28,302,012	48,232,215
Total Fund Balances	35,652,891	10,264,803	(9,390,199)	(11,061,725)	11,818,989	545,448	28,427,783	66,257,990
Total Liabilies, Reserves and Fund Balances	$ 60,711,717	$ 13,230,360	$ 69,861,280	$ 158,305,100	$ 20,453,791	$ 6,089,169	$ 36,872,345	365,523,762

Town of Framingham
Combined Statement of Revenues, Expenditures, and Changes in Fund Balance
All Governmental Fund Types and Expendable Trust Funds
Fund Basis Statement for Free Cash Certification
For the Fiscal Year Ended June 30, 2017
Unaudited

	General	Special Revenue	Capital Projects	EnterpriseCapital Projects	Enterprise Funds	Health Ins Trust Fund	Trusts	Total (Memo)
Revenues								
Property taxes	$ 179,868,875	$ -	$ -	$ -	$ -	$ -	$ -	$ 179,868,875.00
Excise	11,635,628	-	-	-	-	-	-	11,635,628
Penalties, interest and other taxes	1,595,325	-	-	898	-	-	-	1,596,223
Intergovernmental	57,919,103	17,305,852	3,366,831	1,121,567	94,290	-	-	79,807,643
Fees	581,423	2,004,308	-	122,633	-	-	3,491,259	6,199,623
Licenses & Permits	3,502,657	61,331	-	-	-	-	-	3,563,988
Charges for services	2,114,544	308,563	-	-	47,319,133	-	-	49,742,240
Investment Earnings	216,240	7,746	483,852	777,197	93,048	134,236	1,050,331	2,762,650
Fines and forfeitures	447,075	5,150	-	-	-	-	-	452,225
Miscellaneous	407,696	305,964	-	-	24,675	-	-	738,335
Contributions	61,500	5,263,768	29,991	-	4,065	2,419,027	2,255,470	10,033,821
Total Revenue	258,350,066	25,262,682	3,880,674	2,022,295	47,535,211	2,553,263	6,797,060	346,401,251
Expenditures								
General Government	10,869,370	63,878	273,812	-	-	-	416,506	11,623,566
Public Safety	28,506,451	845,651	893,752	-	-	-	3,607,863	33,853,717
Education	130,695,481	18,425,218	4,628,129	-	-	-	328,991	154,077,819
Public Works	13,022,839	2,387,554	8,632,461	20,914,481	44,619,905	-	335,196	89,912,436
Human Services	1,782,097	352,345	195,340	-	-	-	-	2,329,782
Culture and Recreation	6,426,336	577,675	1,504,567	-	-	-	44,835	8,553,413
Miscellaneous	46,242,122	1,136,268	-	-	-	3,034,483	-	50,412,873
Debt Service	13,259,066	-	-	-	-	-	-	13,259,066
Intergovernmental	7,222,871	-	-	-	-	-	-	7,222,871
Total Expenditures	258,026,633	23,788,589	16,128,061	20,914,481	44,619,905	3,034,483	4,733,391	371,245,543
Excess (deficiency) of revenues over expenditures	323,433	1,474,093	(12,247,387)	(18,892,186)	2,915,306	(481,220)	2,063,669	(24,844,292)
Other Financing Sources (Uses)								
Proceeds of Bonds	-	-	9,501,120	17,108,913	-	-	-	26,610,033
Proceeds of Principal Paydowns			53,328	275,267		-		328,595
Operating transfers in	4,428,366	-	187,000	-	253,780	-	2,238,654	7,107,800
Other Financing Source and Uses			-	-	-		(1,029,426)	(1,029,426)
Fund balance Transfer Arena Capital								-
Operating transfers out	(2,225,654)	(1,556,472)	-	(253,780)	(3,071,894)	-	-	(7,107,800)
Total other financing sources (uses)	2,202,712	(1,556,472)	9,741,448	17,130,400	(2,818,114)	-	1,209,228	25,909,203
Excess of Revenues and other sources over (under) expenditures and other uses	2,526,145	(82,378)	(2,505,939)	(1,761,786)	97,192	(481,220)	3,272,897	1,064,911
Fund Balance, June 30, 2016	33,126,745	10,347,182	(6,884,260)	(9,299,939)	11,721,798	1,026,668	25,154,885	65,193,079
Fund Balance, June 30, 2017	$ 35,652,889	$ 10,264,803	$ (9,390,199)	$ (11,061,725)	$ 11,818,991	$ 545,448	$ 28,427,783	$ 66,257,990

Town of Framingham
Enterprise Fund Balance Sheets
For Retained Earnings Certification
As of June 30, 2017
Unaudited

	Sewer Enterprise Fund	Water Enterprise Fund	Total Memo Only
Assets			
Cash and Investments	$ 5,303,212	$ 7,421,102	$ 12,724,314
Water/Sewer Charges	4,760,739	2,812,530	7,573,269
Utility Liens Added to Taxes	14,000	62,529	76,529
Tax Title and Charges Added to Taxes	48,658	31,020	79,678
Total Assets	$ 10,126,609	$ 10,327,181	$ 20,453,790
Liabilities, Reserves and Fund Balances			
Liabilities			
Payable	$ 382,823	$ 522,503	$ 905,326
Reserves			
For Uncollected Receivables	4,823,397	2,906,079	7,729,476
Total Liabilities and Reserves	5,206,220	3,428,582	8,634,802
Fund Balance			
Reserved for Encumbrances (Carryovers)	295,209	364,477	659,686
Unreserved (Retained Earnings)	4,625,180	6,534,122	11,159,302
Total Fund Balances	4,920,389	6,898,599	11,818,988
Total Liabilities, Reserves and Fund Balances	$ 10,126,609	$ 10,327,181	$ 20,453,790

Town of Framingham
Combined Statement of Revenues, Expenditures and Changes in Fund Balance - Enterprise Funds
For Retained Earnings Certification
For the Period Ended June 30, 2017
Unaudited

	Sewer Fund	Water Fund	Total Memo
Revenues			
Property taxes	$ -	$ -	$ -
Excise	-	-	-
Penalties, Interest and Other Taxes	-	-	-
Intergovernmental (Grants)	94,290	-	94,290
Charges for services	25,935,959	21,383,174	47,319,133
Interest earnings	44,269	48,779	93,048
Licenses and permits	-	-	-
Fines and forfeitures	-	-	-
Miscellaneous	24,501	173	24,674
Contributions	-	4,065	4,065
Total Revenues	26,099,019	21,436,191	47,535,210
Expenditures:			
Current:			
Personal Services	2,665,713	3,129,982	5,795,695
Operating Expenses	1,572,352	1,628,986	3,201,338
Intergovernmental	12,824,962	8,179,898	21,004,860
Capital Outlay	126,408	214,463	340,871
Debt Service	8,676,635	5,599,606	14,276,241
Total Expenditures	25,866,071	18,752,935	44,619,005
Excess (deficiency) of revenues over expenditures	232,949	2,683,256	2,916,205
Other Financing Sources (Uses)			
Transfer from Other Funds	119,124	134,656	253,780
Transfer to Other Funds	(1,477,360)	(1,594,534)	(3,071,894)
Total Other Financing Sources (Uses)	(1,358,236)	(1,459,878)	(2,818,114)
Excess (deficiency) of revenues and other sources over expenditures and other uses	(1,125,287)	1,223,378	98,091
Fund Balance June 30, 2016	6,046,577	5,675,211	11,721,797
Fund Balance June 30, 2017	$ 4,921,290	$ 6,898,599	$ 11,819,889

Town of Framingham
Summary of Expenditures Fiscal Year 2017
As of June 30, 2017

	Carried Over	Original Budget	Special Town Meeting Adjustments	Finance Committee Reserve Fund and Municipal Relief Transfers	Inter Divisional Transfers	Expended	Encumbered	Balance
General Government								
Selectmen	$ 19,252	$ 687,402	$ (74,314)	$ -	$ -	$ 610,837	$ 20,737	$ 766
Legal	57,705	725,000	-	-	-	724,649	58,056	-
Town Buildings	36,734	2,257,878	30,710	280,000	(280,000)	1,917,780	42,776	364,766
Committees								
Capital Budget Committee	-	950	-	-	(950)	-	-	-
Education Committee	-	15	-	-	-	-	-	15
Gov't Study Committee	-	100	-	-	-	-	-	100
Public Safety Committee	-	75	-	-	-	-	-	75
Historical Commission	-	450	-	-	(450)	-	-	-
Historic District Comm.	-	450	-	-	(450)	-	-	-
Moderator	-	17,450	-	-	1,850	18,939	-	361
Planning/Zoning	-	100	-	-	-	-	-	100
Public Works	-	250	-	-	-	-	-	250
Rules	-	150	-	-	(35)	-	-	115
Bicycle & Pedestrain	-	125	-	-	35	160	-	-
Ways And Means	-	100	-	-	-	-	-	100
Human Relations Commission	-	250	-	-	-	2	-	248
Fair Housing Commission	-	200	-	-	-	-	-	200
Disabilities Commission	-	1,085	-	-	-	43	-	1,042
Framingham Amateur Radio Relocation	-	-	500	-	-	-	-	500
Total Committees	-	21,750	500	-	-	19,144	-	3,106
Total Appropriation	**113,691**	**3,692,030**	**(43,104)**	**280,000**	**(280,000)**	**3,272,410**	**121,569**	**368,638**
Finance								
Finance Committee	1,350	4,500	-	-	-	498	-	5,352
Chief Financial Officer	2,990	390,005	15,718	-	4,850	411,142	-	2,421
Accounting	389	544,301	18,803	-	-	555,194	389	7,910
Purchasing Department	7,875	189,790	4,933	-	(4,850)	171,328	9,247	17,173
Assessors	194	683,333	5,000	-	-	638,295	-	50,232
Treasurer/Collector	1,088	590,241	19,960	-	-	583,303	10,380	17,606
Total Appropriation	**13,886**	**2,402,170**	**64,414**	**-**	**-**	**2,359,760**	**20,016**	**100,694**
Technology Services								
Technology Services	-	1,710,199	102,206	-	32,700	1,792,832	1,635	50,638
Media Services		370,608			(32,700)	319,419	6,075	12,414
Total Appropriation	**-**	**2,080,807**	**102,206**	**-**	**-**	**2,112,251**	**7,710**	**63,052**
Human Resources								
Personnel	13,157	532,509	12,411	-	-	527,868	14,277	15,932
Veterans' Services	-	573,463	6,370	-	-	502,071	11,824	65,938
Total Appropriation	**13,157**	**1,105,972**	**18,781**	**-**	**-**	**1,029,939**	**26,101**	**81,870**

Town of Framingham
Summary of Expenditures Fiscal Year 2017
As of June 30, 2017

	Carried Over	Original Budget	Special Town Meeting Adjustments	Finance Committee Reserve Fund and Municipal Relief Transfers	Inter Divisional Transfers	Expended	Encumbered	Balance
Planning and Economic Development								
Planning Department	3,181	416,910	11,722	-	9,000	426,436	9,676	4,701
Zoning Board	-	98,114	-	-	(9,000)	87,160	493	1,461
Total Appropriation	**3,181**	**515,024**	**11,722**	**-**	**-**	**513,596**	**10,169**	**6,162**
Police Division								
Police Department	68,231	14,087,719	14,467	-	-	13,371,988	142,881	655,548
Framingham Emergency Management Agency-Civil Defense	457	103,900	-	-	-	85,244	134	18,979
Animal Control	2,814	175,549	5,781	-	-	145,866	5,336	32,942
Total Appropriation	**71,502**	**14,367,168**	**20,248**	**-**	**-**	**13,603,098**	**148,351**	**707,469**
Fire Division								
Fire Department	1,339	14,213,880	158,449	-	-	13,759,042	1,489	613,137
Total Appropriation	**1,339**	**14,213,880**	**158,449**	**-**	**-**	**13,759,042**	**1,489**	**613,137**
Public Works								
Public Works Administration	16,451	571,608	18,532	-	(3,897)	571,973	11,842	18,879
Public Works Highway	65,099	3,801,072	38,000	-	-	3,784,330	82,479	37,362
Fleet Services	30,678	1,165,475	10,000	-	-	1,159,997	20,325	25,831
Sanitation	58,728	3,381,095	24,075	-	-	3,349,481	46,771	67,646
Engineering	4,080	943,722	41,788	-	-	957,545	12,660	19,385
Conservation	242	210,269	35,000	-	3,897	245,581	3,268	559
Street Lighting	84,232	573,909	1,000	-	-	546,734	95,440	16,967
Total Appropriation	**259,510**	**10,647,150**	**168,395**	**-**	**-**	**10,615,641**	**272,785**	**186,629**
Snow & Ice Removal								
Total Appropriation	**11,880**	**1,645,397**	**805,000**	**-**	**-**	**2,451,644**	**10,510**	**123**
Parks and Recreation								
Park and Recreation	74	2,824,951	26,059	-	(24,744)	2,761,950	74	64,316
Cemetery	-	47,667	-	-	-	46,821	-	846
Council on Aging	-	413,752	10,900	-	6,444	389,347	-	41,749
Arena	-	535,122	13,708	-	18,300	523,617	-	43,513
Total Appropriation	**74**	**3,821,492**	**50,667**	**-**	**-**	**3,721,735**	**74**	**150,424**
Inspectional Services								
Building Inspection	329	1,067,310	14,762	-	9,150	1,035,264	1,626	54,661
Sealer of Weights and Measure	-	122,550	-	-	(9,150)	109,046	-	4,354
Total Appropriation	**329**	**1,189,860**	**14,762**	**-**	**-**	**1,144,310**	**1,626**	**59,015**

Town of Framingham
Summary of Expenditures Fiscal Year 2017
As of June 30, 2017

	Carried Over	Original Budget	Special Town Meeting Adjustments	Finance Committee Reserve Fund and Municipal Relief Transfers	Inter Divisional Transfers	Expended	Encumbered	Balance
Public Health Divison								
Health Department	6,887	1,122,466	5,808	-	-	890,679	36,267	208,215
Total Appropriation	**6,887**	**1,122,466**	**5,808**	**-**	**-**	**890,679**	**36,267**	**208,215**
Framingham Schools								
School Department	4,141	122,550,690	665,679	-	-	121,564,329	3,864	1,652,317
Total Appropriation	**4,141**	**122,550,690**	**665,679**	**-**	**-**	**121,564,329**	**3,864**	**1,652,317**
Keefe Voke Assessment								
Keefe Voke	-	8,997,424	-	-	-	8,997,424	-	-
Total Appropriation	**-**	**8,997,424**	**-**	**-**	**-**	**8,997,424**	**-**	**-**
Libraries								
Libraries	79,437	3,068,210	156,889	-	-	3,133,771	94,430	76,335
Total Appropriation	**79,437**	**3,068,210**	**156,889**	**-**	**-**	**3,133,771**	**94,430**	**76,335**
Planning Board								
Planning Board	1,375	228,374	(2,361)	-	-	177,744	2,532	47,112
Total Appropriation	**1,375**	**228,374**	**(2,361)**	**-**	**-**	**177,744**	**2,532**	**47,112**
Town Clerk, Elections								
Town Clerk	-	194,451	9,214	-	(588)	191,381	1,644	10,052
Elections	-	267,405	-	-	(2,809)	195,824	-	68,772
Total Appropriation	**-**	**461,856**	**9,214**	**-**	**(3,397)**	**387,205**	**1,644**	**78,824**
Total Town Clerk Stipend	**-**	**97,033**	3,397	-	**-**	**100,430**	**-**	**-**
Miscellaneous Unclassified								
Property & Liability Insurance	100	1,657,563	-	-	47,910	1,705,131	100	342
Workers' Compensation	330,681	725,000	-	-	-	628,889	426,792	-
Unemployment	220,732	425,000	-	-	(82,600)	325,750	18,204	219,178
Sick Leave Buyback	-	40,000	-	-	-	24,593	-	15,407
Group Insurance	825	30,763,428	(887,583)	-	(183,790)	28,738,722	7,284	946,874
Medical Indemnification	40,628	-	-	-	85,750	85,740	-	40,638
Self-insurance	-	33,000	-	-	74,000	103,017	-	3,983
Medicaid Part 1 Contract	-	75,000	-	-	58,730	133,728	-	2
Medicare	-	1,911,949	-	-	-	1,672,182	-	239,767
Salary Reserve	-	160,000	(78,100)	-	-	-	-	81,900
Total Appropriation	**592,966**	**35,790,940**	**(965,683)**	**-**	**-**	**33,417,752**	**452,380**	**1,548,091**
Reserve Fund	**-**	**400,000**	**-**	**(280,000)**	**280,000**	**-**	**-**	**400,000**

Town of Framingham
Summary of Expenditures Fiscal Year 2017
As of June 30, 2017

	Carried Over	Original Budget	Special Town Meeting Adjustments	Finance Committee Reserve Fund and Municipal Relief Transfers	Inter Divisional Transfers	Expended	Encumbered	Balance
Stabilization Fund	**-**	**271,236**	**-**	**-**	**-**	**271,236**	**-**	**-**
Capital Stabilization Fund	**-**	**991,948**	**23,760**	**-**	**-**	**1,015,708**	**-**	**-**
Retirement								
Contributory Pension	-	12,941,893	-	-	-	12,941,893	-	-
Pensions non contributory	-	40,230	-	-	-	16,205	-	24,025
Other Post-Employment Benefits	-	751,710	-	-	-	751,710	-	-
Total Appropriation	**-**	**13,733,833**	**-**	**-**	**-**	**13,709,808**	**-**	**24,025**
Debt Service								
Debt Service	116,302	13,839,340	-	-	-	12,906,340	124,130	925,172
Total Appropriation	**116,302**	**13,839,340**	**-**	**-**	**-**	**12,906,340**	**124,130**	**925,172**
Total General Fund Appropriated	**1,289,657**	**257,234,300**	**1,268,243**	**-**	**(3,397)**	**251,155,852**	**1,335,647**	**7,297,304**
Other Financing Uses								
Transfer to Capital Projects	-	187,000	-	-	-	187,000	-	-
Total Other Financing Uses	-	187,000	-	-	-	187,000	-	-
Non appropriated items								
Unclassified Tax Title	10,000	78,725	-	-	-	34,627	33,288	20,810
Unclassified Overlay Deficit		-	-	-	-	-	-	-
Principal paydowns	-	-	-	-	-	-	-	-
Snow & Ice Deficit	-	-	-	-	-	-	-	-
Cherry Sheet Charges	-	6,817,699	-	-	-	7,222,871	-	(405,172)
Debt Exclusion High School Debt	-	352,727	-	-	-	352,727	-	-
Overlay	-	2,900,000	-	-	(419)	-	-	2,899,581
Total Non appropriated items	10,000	10,149,151	-	-	(419)	7,610,225	33,288	2,515,219
Total General Fund Operating	1,299,657	267,570,451	1,268,243	-	(3,816)	258,953,077	1,368,935	9,812,523
Articles								
Committees								
A27 ATM Self-Evaluation & Transition Plan	$ 2,410	$ -	$ -	$ -	$ -	$ -	$ 2,410	$ -
4/07 A37 Disability Commission	1,316	-	-	-	-	-	1,316	-
10/08 A4 Disability Commission	6,106	-	-	-	-	-	6,106	-
A13 STM 10/09 Disability Commission	-	-	-	-	-	-	-	-
A1 STM 1/11 Disability Commission	3,840	-	-	-	-	-	3,840	-
A3 STM 10/11 Disability Commission	3,786	-	-	-	-	1,950	1,836	-
ATM12 A20 Disability Commission	22,917	-	-	-	-	-	22,917	-
STM 10/12 A3 Disability Commission	4,142	-	-	-	-	-	4,142	-
STM 10/12 A10 Recreation Cntr Pelham	579	-	-	-	-	-	579	-
STM 10/13 A4 Disability Commission	5,204	-	-	-	-	-	5,204	-
STM 10/14 A3 Disability Commission	5,764	-	-	-	-	-	5,764	-
STM 10/15 A4 Disability Commission	4,065	-	-	-	-	-	4,065	-
STM 10/16 A10 Disability Commission		-	4,378	-	-	-	4,378	-
Charter Commission	21,734	-	-	-	17,000	23,315	15,419	-

Town of Framingham
Summary of Expenditures Fiscal Year 2017
As of June 30, 2017

	Carried Over	Original Budget	Special Town Meeting Adjustments	Finance Committee Reserve Fund and Municipal Relief Transfers	Inter Divisional Transfers	Expended	Encumbered	Balance
Selectmen/Town Manager								
10/16 STM A1 Boys & Girls Club Stlm	-	-	243,000	-	-	243,000	-	-
Legal								
A4(A) STM 2/07 Paulini Loam C	1,450	-	-	-	-	-	1,450	-
A4(B) STM 2/07 NEXUM	12,127	-	-	-	-	-	12,127	-
ATM 4/12 A19 Litigation Contingency Fund	151,960	-	-	-	0	147,719	4,241	-
Economic & Development								
4/06 ATM A33 Rail Trail	-	-	-	-	-	-	-	-
4/07 A36 Cochituate Rail Trail	7,626	-	-	-	-	-	7,626	-
A5A18 Economic Dev Insdustrial Co	67,001	-	-	-	-	39,220	27,781	-
Economic Dev Industial Corp(EDIC)17		96,500	25,000	-	-	53,555	67,945	-
Planning Board Mitigation								
5/09 A2 Lowes and Natick Lift Services	7,029	-	-	-	-	-	7,029	-
5/07 A2 PB Mit-350 Cochituate	1,661	-	-	-	-	-	1,661	-
5/07 A2 PB Mit-Natick Mall	38,200	-	-	-	-	-	38,200	-
5/07 A2 PB Mit-Cochituate Rd	39,364	-	-	-	-	39,364	-	-
5/07 A2 PB Mir-500 Old Conn Path	13,748	-	-	-	-	-	13,748	-
5/07 A2 PB-Mit-One Clark Hill	10,000	-	-	-	-	10,000	-	-
5/07 A2 PB-mit 1124 Worcester Rd	65,000	-	-	-	-	-	65,000	-
10/07 Sidewalk & Video Security	30,000	-	-	-	-	-	9,381	20,619
10/07 A7 Waverly Retail Mit	702	-	-	-	-	702	-	-
10/07 A8 Traffic Control Improvements	51	-	-	-	-	-	51	-
STM 6/08 A5 Natick Mall, LLC Mitigation	315,000	-	-	-	-	34,687	280,313	-
10/28 A24 300-350 Irving St Mit	16,847	-	-	-	(1,535)	-	15,312	-
A915A STM A15 Offsite Pedestrian Improvement	5,000	-	-	-	-	-	5,000	-
A915B STM A15 N MW YMCA 280 O Conn Path	5,000	-	-	-	-	-	5,000	-
A915C STM A15 Staples 225 Crossing Blvrd	12,115	-	-	-	-	-	12,115	-
A9A38 A38 ATM 4/09 Kendall Hotel/ 79-85	18,750	-	-	-	-	-	18,750	-
ATM10 A19 Of Im Natick Mall Exp Ge	30,000	-	-	-	-	-	-	30,000
ATM10 A19Fram Center Twn Comn Genzyme	10,000	-	-	-	-	-	10,000	-
ATM10 A19 OfSit Mit Genzyme 12/1/05	-	-	-	-	-	-	-	-
ATM10 A19 Open Space Genzyme NY Ave	3,000	-	-	-	-	-	3,000	-
A4 STM 10/11 Plan Brd Master Plan	10,000	-	-	-	-	10,000	-	-
A26 ATM 5/11 Tech Park Infrast Plan	20,000	-	-	-	-	-	20,000	-
ATM12 A26 730 Cochituat Rd Off-Site M	3,500	-	-	-	-	-	-	3,500
ATM12 A26 47 New York Ave Off-Site		-	-	-	-	-	-	-
ATM A26 4 Bishop St-Off-site Mitiga	25,000	-	-	-	-	-	25,000	-
ATM 5/13 A25 Zoning ByLaw	2,201	-	-	-	-	572	1,629	-
STM A7 10/13 Danforth Green	167,323	-	-	-	-	78,364	54,363	34,596
STM 10/15 A6 (A) Cochituate Rd	25,000	-	-	-	-	-	-	25,000
STM 10/15 A6 (B) 24 Blandin Ave	45,000	-	-	-	-	-	-	45,000
10/16 STM A11 Bicycle& Pedestrian I		-	12,000	-	-	-	-	12,000
Conservation								
ATM12 A26 Brimstone Estate 4 Conserva	5,000	-	-	-	-	-	-	5,000
ATM15 A21 Conservation Land	63,275	-	-	-	22,583	13,358	-	72,500
		-	-	-		-	-	
Parks & Recreation								
ATM15 A26 Skate Park Study	14,391	-	-	-	7,018	6,998	20	14,391

Town of Framingham
Summary of Expenditures Fiscal Year 2017
As of June 30, 2017

	Carried Over	Original Budget	Special Town Meeting Adjustments	Finance Committee Reserve Fund and Municipal Relief Transfers	Inter Divisional Transfers	Expended	Encumbered	Balance
Building Services								
5/14 A22 Energy Conservation	310,888	-	-	-	30	305,144	-	5,774
Athenaeum Hall Repair/Renovations		1,000,000	-	-	-	-	-	1,000,000
Technology								
Technology Upgrades Five Year Lease	-	250,000	-	-	-	250,000	-	-
Schools								
HS Parking Lot/Farley MainT & Roofs	-	-	335,091	-	-	-	-	335,091
Total Articles	1,635,072	1,346,500	619,469	-	45,096	1,257,948	784,718	1,603,471
Total General Fund	$ 2,934,729	$ 268,916,951	$ 1,887,712	$ -	$ 41,281	$ 260,211,025	$ 2,153,653	$ 11,415,994

Enterprise Funds

Water and Sewer Department								
Water	$ 422,663	$ 19,606,163	-	-	$ -	$ 18,739,982	$ 364,477	$ 924,368
Sewer	432,975	26,414,129	-	-	-	25,866,971	295,209	684,924
Total Water Sewer Enterprise Fund	$ 855,638	$ 46,020,292	$ -	$ -	$ -	$ 44,606,953	$ 659,686	$ 1,609,292
Water and Sewer Indirect Costs								
Indirect Costs	-	1,477,360	-	-	-	1,477,360	-	-
Indirect Costs	-	1,594,534	-	-	-	1,594,534	-	-
Total Water Water and Sewer Indirect Costs	$ -	$ 3,071,894	$ -	$ -	$ -	$ 3,071,894	$ -	$ -
* Insurance Proceeds Less than $20,000	$ 788	$ 14,305	$ -	$ -	$ -	$ 12,953	$ -	$ 2,140
Total Enterprise						$ 47,691,799		

Town of Framingham
Summary of Capital Projects
As of June 30, 2017

	Appropriation	Transfer	Reauthorized/Additional	Rescinded/ Paydown	Expenditures Prior Years	Expenditures Fiscal 2017	Encumbrances Fiscal 2017	Balance
School Capital Projects								
4/09 ATM A39X IP Phone & Security	$ 750,000	$ 100,000	$ -	$ -	$ 848,984	$ -		$ 1,016
05/10 ATM A24N IP Phone & Security System School District	550,000	-	-	-	533,633	-	16,362	5
05/10 ATM A24R ADA Upgrades	300,000	2,486	-	(32)	297,771	4,051		632
1/11 STM A2 Stapleton Windows & Drs	1,020,000	-	-	(47,450)	972,549	-	-	1
5/12 ATM A31U Paving Stormwtr Study	35,000	-	-	-	34,912	-	-	88
5/13 ATM A18BB Fullr/Farley MSBA Fb	400,000	-	-	-	-	-	-	400,000
5/13 ATM A18CC Tech Upgrades Phs 3	500,000	-	-	-	499,991	-	-	9
5/13 ATM A18EE FY14 ADA Upgrades	300,000	-	-	-	287,227	2,870	9,666	237
5/13 ATM A18FF FY14 Paving/Strm Wtr	740,000	(9,395)	-	-	725,508	3,150	828	1,119
5/13 ATM A18GG FY14 HVAC & AHU-MS	340,000	20,000	-	-	340,000	19,934	-	66
5/13 ATM A18HH FY14 Mech, Elec, Plm	150,000	6,371	-	-	139,670	7,051	4,001	5,649
5/13 ATM A18II Lawn Mower	96,000	-	-	-	95,956		-	44
5/13 ATM A18LL Generator McCarthy	50,000	(6,371)	-	-	43,629		-	-
5/13 ATM A32 Security Mutiple Bldgs	205,700	-	-	-	204,808		892	-
5/14 ATM A16AC Technology Upgrades	950,000	-	-	-	949,781		-	219
5/14 ATM A16AD King Schl Elevator	400,000	-	-	-	371,160		916	27,924
5/14 ATM A16AG Asbestos Flr Tile#2	370,000	75,000	-	-	443,840		-	1,160
5/14 ATM A16AH Food Srvcs Equip P1	140,000	(21,000)	-	-	70,540		-	48,460
5/14 ATM A16AI Stpltn Rpntng Dsgn	48,000	-	-	-	500		-	47,500
5/14 ATM A16AJ Paving/Stormwter 15	575,000	25,000	-	-	591,280	7,815	75	830
5/14 ATM A16AK ADA Upgrades FY15	300,000	(59,140)	-	-	240,462		-	398
5/14 ATM A16AL HVAC Replace FY15	400,000	(75,000)	-	-	56,697	268,303		-
5/14 ATM A16AM Mechl Elct Plumb 15	150,000	80,140	-	-	226,820	2,944	376	-
5/15 ATM A12X Technology Upgrades 2	1,155,000	-	-	-	1,140,449	14,524	-	27
5/15 ATM A12Y Stapleton Schl Asbest	325,000	(5,500)	-	-	319,307		-	193
5/15 ATM A12Z Schl Security Enhance	290,000	5,500	-	-	175,009	120,412		79
5/15 ATM A12AA Food Service Equip F	145,000	-	-	-	133,437	9,847	1,715	1
5/15 ATM A12AB Mech Elec Plum FY16	150,000	-	-	-	121,262	27,340	414	984
5/15 ATM A12AC Curbs Sidwlks Ramps	150,000	(25,000)	-	-	35,490	57,167	21,231	11,112
5/15 ATM A12AD Heat Vent Air FY16	250,000	-	-	-	16,560	233,440		-
5/15 ATM A12AE Farley Schl Pool Are	1,207,388	25,000	-	-	151,783	1,076,736	3,240	629
5/15 ATM A12AF Schl Furniture FY16	300,000	-	-	-	212,134	87,859		7
5/15 ATM A12AG Utlty Truck Bldg Grn	55,000	-	-	-	55,000		-	-
5/15 ATM A12AH Cube Truck Food Serv	45,000	-	-	-	39,002		-	5,998
5/16 ATM A15U Fuller Strct Shrg	100,000	-	-	-	-	95,280	-	4,720
5/16 ATM A15V F250 Pickup	40,000	-	-	-	-	39,804	-	196
5/16 ATM A15W Cube Truck	50,000	-	-	-	-	41,143	-	8,857
5/16 ATM A15X FY17 Clock MEPS	50,000	-	-	-	-	49,753	-	247
5/16 ATM A15Y FY17 Technology	1,000,000	-	-	-	-	981,443	-	18,557
5/16 ATM A15Z King Asbetos Abate	225,000	-	-	-	-	192,568	32,432	-
5/16 ATM A15AA King Fire Alrms	115,000	-	-	-	-	2,960	740	111,300
5/16 ATM A15AB FY17 Pavng Strm	1,400,000	-	-	-	128,265	1,255,695	9,893	6,147
5/16 ATM A15AC FY17 HVAC DESIGN	90,000	-	-	-	-	26,042	16,958	47,000
10/16 STM A17 Fuller Fea	1,000,000	-	-	-	-	-	-	1,000,000
5/17 ATM A10W HS Undrgr	50,000	-	-	-	-	-	-	50,000
5/17 ATM A10X Roof Rprs	225,000	-	-	-	-	-	-	225,000
5/17 ATM A10Y Asbestos A	415,000	-	-	-	-	-	-	415,000
5/17 ATM A10Z Furnitur K	150,000	-	-	-	-	-	-	150,000
5/17 ATM A10AA HS Turf F	350,000	-	-	-	-	-	-	350,000
5/17 ATM A10AB Playgroun	100,000	-	-	-	-	-	-	100,000
5/17 ATM A10AC Paving/St	562,000	-	-	-	-	-	-	562,000
5/17 ATM A10AD HVAC Mlti	330,000	-	-	-	-	-	-	330,000
					-			
Total School Capital Projects	**$ 19,094,088**	**$ 138,091**	**$ -**	**$ (47,482)**	**$ 10,503,416**	**$ 4,628,131**	**$ 119,739**	**$ 3,933,411**

Town of Framingham
Summary of Capital Projects
As of June 30, 2017

	Appropriation	Transfer	Reauthorized/Additional	Rescinded/ Paydown	Expenditures Prior Years	Expenditures Fiscal 2017	Encumbrances Fiscal 2017	Balance
Municipal Capital Projects								
4/05 ATM A21P Bowditch Athletic Complex Renovation Design	$ 412,188	$ 6,595	$ 37,812	$ -	$ 453,824	$ -	$ -	$ 2,771
4/06 ATM A30D Memorial Building Boiler	809,339	-	-	-	808,664	-	-	675
4/07 ATM A49A Accu-Vote Machine Replacement (20)	117,000	-	-	-	112,068	-	-	4,932
4/07 ATM A49B Main Library Doors	44,893	-	-	-	42,335	-	-	2,558
4/07 ATM A49I Memorial Building Window Replacement	280,500	-	-	-	278,898	-	-	1,602
4/07 ATMA49J Memorial Building Stair Replacement	199,500	-	-	-	197,330	-	2,170	-
4/07 ATM A49S ADA Phase 1 Compliance Multiple Buildings & Schools	228,000	-	-	-	224,346	-		3,654
4/07 ATM A49T Callahan Phase 3	468,268	-	-	-	467,680	-		588
4/08 ATM A15 Edgell Memorial Library, Academy, & Village Hall Roofs	650,000	-	-	-	649,491	-	474	35
4/08 ATM A44A Joint Town/School Capital Management Project	358,700	(21,914)	-	-	335,278	-	-	1,508
4/08 ATM A44E Bowditch Master Plan & Construction	7,900,000	6,911	500,000	-	7,531,220	-	372,579	503,112
4/08 ATM A44G Police Locker Room Renovations	90,858	-	-	(858)	88,741	-	-	1,259
4/08 ATM A44H Prisoner Processing Systems	147,115	-	-	-	128,584	-	-	18,531
4/08 ATM A44R Wireless Access Points for Public Safety	301,134	-	-	(18,284)	274,636	4,936	77	3,201
10/08 STM A22 188 Concord St Purchase	1,750,000	-	-	-	-	-	-	1,750,000
4/09 ATM A39A McAuliffe Branch Lib	67,515	-	-	-	66,802	-	-	713
4/09 ATM A39B Radio Communications Equipment	239,600	-			239,292	-	-	308
4/09 ATM A39D Memorial Bldg Elevator	90,000	(12,630)	-	-	77,329	-	-	41
4/09 ATM A39H Cushing Memorial	450,000	-	-	-	449,737	-	-	263
4/09 ATM A39I Arena Infrared Heating	80,412	-	-	-	56,044	-	-	24,368
4/09 ATM A39J Playground Equipment	30,000	-	-	-	29,345	-	-	655
4/09 ATM A39K Communications Upgrade	30,000	-	-	-	27,854	-	-	2,146
4/09 ATM A39DD Network Infrastructure Improvements	250,535	-	-	-	246,064	-	2,650	1,821
5/10 ATM A24C Replace Engine 7 Pumper	525,000	-	(58,060)	-	466,228	-	-	712
5/10 ATM A24G Police Command Upgrade Phase 3	98,100	-	-	-	97,501	-	-	599
5/10 ATM A24H Roadway Improvement 2011	900,000	-	-	-	895,172	-	-	4,828
5/10 ATM A24U Memorial & Maynard Building Improvements	896,800	-	-	-	886,336	-	5,375	5,089
5/10 ATM A24W Library Garage Improvements	70,000	-	-	-	69,685	-	-	315
1/11 STM A4 McAulife Brnch Lbry Lnd	710,000	-	-	-	709,000	-	-	1,000
5/11 ATM A31A Replace Ladder 3 Fir	975,000	-	-	-	973,297	987	-	716
5/11 ATM A31E Library Window Replac	95,000	-	-	-	94,904	-	-	96
5/11 ATM A31K Butterworth Phase 1	126,500	-	-	-	54,981	67,058	-	4,461
5/11 ATM A31L PC Mobile Laptop Re	152,414	-	-	-	140,852	-	-	11,562
5/11 ATM A31QQ Town Buildings	385,000	-	-	-	368,730	-	-	16,270
5/11 ATM A31SS Munis Financial Sys	67,415	-	-	-	57,887	-	3,995	5,533
5/11 ATM A31UU Asset Management	52,759	-	-	-	52,710	-	-	49
5/12 ATM A31A Lib Handicap Ramp Con	425,000	-	-	-	424,951	-	-	49
5/12 ATM A31B Design Library Renova	40,000	-	-	-	1,521	722	2,707	35,050
5/12 ATM A31E Town Building Securit	59,951	-	-	-	59,920	-	-	31
5/12 ATM A31DD Maynard Bldg Drainag	135,000			(25,000)	107,086	-	-	2,914
10/12 STM A9 Lexingoton St	935,000	-	-	(240,000)	689,002	-	-	5,998
5/13 STM A1 McAuliffe Brnch Library	7,988,329	-	600,000	-	7,927,275	47,763	27,525	585,766
5/13 ATM A18A Enrgy Mgt Sftwre P2	28,975	-	-	-	28,917	-	-	58
5/13 ATM A18B Dwntwn Prk Mtrs	89,877	-	-	-	-	-	-	89,877
5/13 ATM A18D Aerial Bckt Truck	198,553	-	-	-	198,500	-	-	53
5/13 ATM A18G Zamboni	124,609	-	-	(3,675)	120,934	-	-	-
5/13 ATM A18I Toro Grndmstr 580-D 4	101,223	-	-	(26)	101,197	-	-	-
5/13 ATM A18J F350 4X4 Crw Cb 10k G	42,640	-	-	(285)	41,685	-	-	670
5/13 ATM A18L Cushng Park Phase 5	665,000	-	-	-	637,600	-	-	27,400
5/13 ATM A18M Water St Rtng Wall Cn	610,000	-	-	-	593,872	14,009	-	2,119
5/13 ATM A18N Saxonville Levee Pump	150,000	-	-	-	24,584	23,656	47,647	54,113
5/13 ATM A18O Campello Rd Drain & C	360,000	-	-	-	82,297	104,611	61,456	111,636
5/13 ATM A18P NPDES Permit-Plan Prp	50,000	-	-	-	2,000	12,735	27,675	7,590

Town of Framingham
Summary of Capital Projects
As of June 30, 2017

	Appropriation	Transfer	Reauthorized/Additional	Rescinded/ Paydown	Expenditures Prior Years	Expenditures Fiscal 2017	Encumbrances Fiscal 2017	Balance
5/13 ATM A18R Trsfr Stn Demo & Dsgn	80,000	-	-	-	55,196	24,604	-	200
5/13 ATM A18W FY14 Roadway Imprv	3,200,000	-	-	-	3,198,631	1,369	-	-
5/13 ATM A18NN FY14 Traffic Calming	200,000	-	-	-	185,382	13,358	1,260	-
5/13 ATM A18OO Public Safety Server	88,900	-	-	-	88,216	-	-	684
5/13 ATM A18QQ Archived Document Sc	237,138	-	-	-	191,079	45,243	816	-
5/13 ATM A18RR Mmrial Bldg Study	45,000	-	-	-	40,121	-	4,879	-
5/13 ATM A18SS Athenaeum Hall Study	180,000	-	-	-	140,720	-	3,430	35,850
5/13 ATM A18TT Village Hall Study	200,000	-	-	-	36,650	3,400	-	159,950
5/13 ATM A32 Security Mutiple Bldgs	44,300	-	-	-	713	-	-	43,587
5/14 ATM A16B Protive Clothing P#2	113,360	(3,139)	-	-	1,700	69,702	-	38,819
5/14 ATM A16D RFID Coll Security	194,560	-	-	-	96,769	65,150	-	32,641
5/14 ATM A16E Edwards Cemetery Road	126,975	-	-	-	71,342	-	-	55,633
5/14 ATM A16F Callahan Sr Ctr Ent	138,612	-	-	-	105,262	-	-	33,350
5/14 ATM A16K Emer Generator P#2	349,000	-	-	-	346,789	2,211		-
5/14 ATM A16L 15 Drain Sys Wtr Qlt	175,000	-	-	-	79,212	62,880	14,046	18,862
5/14 ATM A16M Fuel Islnd Wstrn Ave	16,150	-	-	-	15,928	222	-	-
5/14 ATM A16N FY15 Roadway Imprvmn	4,000,000	-	-	-	3,979,475	15,587	681	4,257
5/14 ATM A16O FY15 Traffic Calming	200,000	-	-	-	84,775	57,367	21,858	36,000
5/14 ATM A16T 3.5 CY Loader #452	242,650	(27,650)	-	-	202,390	3,367	-	9,243
5/14 ATM A16AB 4 Packers 511-514	1,337,440	-	-	-	1,330,578	-	6,614	248
5/14 ATM A16AR Fire Mobile Data	78,375	-	-	-	70,718	-	-	7,657
5/14 ATM A16AS Data Warehouse	145,789	-	-	-	136,742	-	-	9,047
5/14 ATM A16AT Archived Doc Scan#3	275,949	-	-	-	149,417	97,051	29,481	-
5/14 ATM A16AV Danforth SpcStdy P2	52,500	-	-	-	17,100	-	3,597	31,803
10/14 STM A15 Snow Property	337,500	-	337,500	-	674,935	-		65
10/14 STM A17 Mary Denison	180,000	-	-	-	138,106	27,755	13,033	1,106
5/15 ATM A12A Thermal Imaging Camer	68,450	-	-	-	64,250	-	-	4,200
5/15 ATM A12B Prtive Clothing P#3	121,280	57,708	-	-	103,241	4,783	-	70,964
5/15 ATM A12D Oprt & Perfor Mgt Sft	150,000	-	-	-	-	-	-	150,000
5/15 ATM A12E Cypress St Woodland I	250,000	-	-	-	1,550	107,392	72,858	68,200
5/15 ATM A12G F350 4x4 Crew 10K GVW	41,000	-	-	-	38,985	-	-	2,015
5/15 ATM A12H M Dennison Pk Remedia	600,000	-	-	-	49,081	56,243	20,919	473,757
5/15 ATM A12I Animal Control Vehicl	62,390	-	-	-	60,768	-	800	822
5/15 ATM A12J Pub Safety Tech & Mai	87,000	-	-	-	47,008	-	14,375	25,617
5/15 ATM A12K Pedestrian Safety	73,140	-	-	-	44,500	-	-	28,640
5/15 ATM A12L Salem End Rd Bridge D	125,000	-	-	-	47,706	44,839	26,658	5,797
5/15 ATM A12M Fountain St Design	190,000	-	-	-	66,021	123,415		564
5/15 ATM A12N Union Ave Roadway	510,000	-	-	-	29,453	53,048	28,392	399,107
5/15 ATM A12O Landham Pond Dam Desi	230,000	-	-	-	41,440	81,921	-	106,639
5/15 ATM A12P Traffic Calming 2016	200,000	-	-	-	-	-	-	200,000
5/15 ATM A12Q 6 CY Material Spreade	40,480	-	-	-	39,550	-	-	930
5/15 ATM A12R 11k GVW 4WD Cab & Cha	58,235	(177)	-	-	58,058	-	-	-
5/15 ATM A12S 11k GVW 4wd Cab & Cha	58,235	(15,334)	-	-	39,535	3,366	-	-
5/15 ATM A12T Backhoe/Loader #450	141,170	-	-	-	112,900	10,511	-	17,759
5/15 ATM A12U Roadway Improv FY2016	4,500,000	-	-	-	3,950,021	536,828	10,394	2,757
5/15 ATM A12V Drainage & H2O Qulty	150,000	-	-	-	146,834	1,837	-	1,329
5/15 ATM A12W 2-68K Packers/plow	629,000	-	-	-	561,357	40,894	25,913	836
5/15 ATM A12AI Unified Computing Sy	206,707	-	-	-	162,103	-	3,860	40,744
5/15 ATM A12AJ Arch Doc Scan P#4	179,383	-	-	-	-	15,791	-	163,592
5/15 ATM A12AK Callahan Sr Ctr Roof	575,894	-	-	-	257,766	84,447	40	233,641
5/15 ATM A12AL Main Lib Alarm Rplcm	225,250	-	-	-	17,589	-	2,845	204,816
5/15 ATM A12AM Pol Dpt Boilers	185,000	-	-	-	33,104	19,500	-	132,396
5/15 ATM A12AN Site Slctn #2 Watson	75,000	-	-	-	14,408	28,256	78	32,258
5/16 ATM A15A Fire Stn#5 Bldg Plan	555,292	-	-	-	-	246,478	42,328	266,486
5/16 ATM A15B Police Bldg Plan	663,749	-	-	-	-	412,217	28,956	222,576
5/16 ATM A15C Mem Bldg Extr Rprs	482,000	-	-	-	-	-	-	482,000

Town of Framingham
Summary of Capital Projects
As of June 30, 2017

	Appropriation	Transfer	Reauthorized/Additional	Rescinded/ Paydown	Expenditures Prior Years	Expenditures Fiscal 2017	Encumbrances Fiscal 2017	Balance
5/16 ATM A15D Cruier Laptops	325,687	-	-	-	-	220,510	18,693	86,484
5/16 ATM A15E Platform #1	1,203,715	-	-	-	-	-	1,188,402	15,313
5/16 ATM A15F Drainage FY17	250,000	-	-	-	-	241,068	-	8,932
5/16 ATM A15G Main St Rtn Wall	320,000	-	-	-	-	10,930	18,456	290,614
5/16 ATM A15H Sxnvl Levee Improve	65,000	-	-	-	-	9,800	-	55,200
5/16 ATM A15I 15K Dump #413	80,550	-	-	-	-	72,384	-	8,166
5/16 ATM A15J Sidewalk Tr#460	176,641	-	-	-	-	155,489	-	21,152
5/16 ATM A15K 10K Util #405	49,233	-	-	-	-	48,751	-	482
5/16 ATM A15L FY17 Roads	4,200,000	-	-	-	-	2,911,950	670,901	617,149
5/16 ATM A15M 15K Dump #412	80,550	-	-	-	-	48,751	-	31,799
5/16 ATM A15N 10K Pickup #502	49,233	-	-	-	-	48,751	-	482
5/16 ATM A15O 10K Pickup #51	49,233	-	-	-	-	47,931	-	1,302
5/16 ATM A15P Tomb Old South	95,000	(25,141)	-	-	-	63,102	6,757	-
5/16 ATM A15Q Bwdtch Track	112,200	-	-	-	-	35,504	65,452	11,244
5/16 ATM A15R F550 Crew Cab	75,600	(2,538)	-	-	-	73,062	-	-
5/16 ATM A15S F550 Trash Cmptr	103,000	(2,527)	-	-	-	100,473	-	-
5/16 ATM A15T Skate Park Cnsrtn	500,000	31,132	-	-	-	34,056	-	497,076
5/16 ATM A15AD FY17 Archvd Doc Sca	187,000	-	-	-	-	-	-	187,000
5/17 ATM A10A Pub Safety	141,968	-	-	-	-	-	-	141,968
5/17 ATM A10B Arch Doc S	186,000	-	-	-	-	-	-	186,000
5/17 ATM A10D Fire Sta B	450,000	-	-	-	-	-	-	450,000
5/17 ATM A10E Main Lib P	715,000	-	-	-	-	-	-	715,000
5/17 ATM A10F Watson Pla	488,250	-	-	-	-	-	-	488,250
5/17 ATM A10G P&F Fuel M	168,705	-	-	-	-	-	-	168,705
5/17 ATM A10H Village Ha	2,450,000	-	-	-	-	-	-	2,450,000
5/17 ATM A10I Mobile Pol	218,500	-	-	-	-	-	-	218,500
5/17 ATM A10J Comcations	325,000	-	-	-	-	-	-	325,000
5/17 ATM A10K Trans Mast	290,000	-	-	-	-	-	-	290,000
5/17 ATM A10L Intr Dsgn	125,000	-	-	-	-	-	-	125,000
5/17 ATM A10M Roadway 20	5,300,000	-	-	-	-	747,150	102,850	4,450,000
5/17 ATM A10N Drain Unio	500,000	-	-	-	-	-	-	500,000
5/17 ATM A10O Inter Edgl	3,050,000	-	-	-	-	-	456,500	2,593,500
5/17 ATM A10P NPDES MS4	130,000	-	-	-	-	-	-	130,000
5/17 ATM A10Q Drain #1 F	220,000	-	-	-	-	-	-	220,000
5/17 ATM A10R RDC Struct	160,000	-	-	-	-	-	-	160,000
5/17 ATM A10S Costin Roo	255,282	-	-	-	-	-	-	255,282
5/17 ATM A10T Furber Par	190,620	-	-	-	-	-	-	190,620
5/17 ATM A10U Prks Adm R	68,964	-	-	-	-	-	-	68,964
5/17 ATM A10V Cushing Pr	94,710	-	-	-	-	-	-	94,710
5/17 ATM A10AE F350 4x4	47,354	-	-	-	-	-	-	47,354
					-			
Total Municipal Capital Projects	**79,224,550**	**(8,704)**	**1,417,252**	**(288,128)**	**46,119,360**	**7,507,171**	**3,460,452**	**23,257,987**
Mass Highway Chapter 90 Expenditures						**2,995,980**		
Total Municipal Capital Projects						**$ 10,503,151**		
Arena Capital Projects								
10/04 STM A12 Arena Light and Energy Improvements	$ -	$ -	$ 23,110	$ -	$ 4,797	$ -	$ -	18,313
5/12 ATM A31H Arena Repairs	65,433	-	-	-	64,243	-	1,190	-
5/15 ATM A12F Loring Arena Renovati	5,660,000	-	-	-	173,258	916,779	4,301,858	268,105
10/16 STM A16 Loring Ren	388,700	-	-	-	-	-	290,000	98,700
					-			
Total	**6,114,133**	**-**	**23,110**	**-**	**64,060**	**916,779**	**4,593,048**	**385,118**
ADA Grants						**80,000**		

Town of Framingham
Summary of Capital Projects
As of June 30, 2017

	Appropriation	Transfer	Reauthorized/Additional	Rescinded/ Paydown	Expenditures Prior Years	Expenditures Fiscal 2017	Encumbrances Fiscal 2017	Balance
Total Atena Capital Projects						$ 996,779		
Total Expenditures Capital Projects						$ 16,128,061		
Water Enterprise Capital Projects								
4/05 ATM A29 Doeskin Hill Repairs	$ 143,000	$ -	$ -	$ -	$ 133,000	$ -	$ -	$ 10,000
4/06 ATM A30BB Fay Road Water Main Replacement	950,000	-	-	-	911,922	-	-	38,078
4/07 ATM A50Q Birch Road Well Reactivation	1,400,000	-	-	-	1,398,099	1,901	-	-
4/08 ATM A46B Grove St Water Pump Station Construction	2,869,836	(295,000)	62,464	-	2,545,396	91,904	-	-
4/08 ATM A46G Wtr Main R		295,000				295,000		
4/08 ATM A46J North Concord St Water Main Design	600,000	-	-	-	248,919	118,528	226,095	6,458
4/08 ATM A46K Birch Rd Well Reactivation Project	2,830,400	-	-	-	2,531,336	78,442	215,774	4,848
4/08 ATM A46O Union Ave &Main St Water Main Design	320,000	-	-	-	287,620	8,288	24,092	-
4/08 ATM A46P Barbieri Rd Water Main Design	149,400	-	-	-	39,289	21,434	-	88,677
4/08 ATM A46R Edmands Road Water Main Installation	110,000	-	-	-	-	-	-	110,000
4/09 ATM A40B Birch Rd Well Reactivation	40,337,900	-	-	-	2,278,871	95,334	623,245	37,340,450
4/09 ATM A40G Rte 9 Water Replacement Design	900,000	-	-	-	899,986	14	-	-
4/09 ATM A40J Coburn St Water Main	1,540,000	-	-	-	1,528,720	-	-	11,280
5/10 ATM A25A N Concord St Water Main Replacement	9,619,000	(80,000)	-	-	4,732,017	2,061	8,834	4,796,088
5/10 ATM A25B Grant & Pond St Water Main Replacement	6,263,000	(300,000)	-	-	5,931,934	27,745	570	2,751
5/10 ATM A25D Goodnow Water Pump Station	1,385,000	80,000	-	-	212,712	1,117,034	92,068	43,186
5/10 ATM A25E Irving, Loring, Herbert St Water Main Replacements	150,000	-	-	-	102,101	-	-	47,899
5/10 ATM A25G Water Main Replacement Various Locations	250,000	300,000	-	-	265,259	284,741	-	-
5/11 ATM A32F Downtown Water Utili	2,680,000	-	-	-	2,363,311	307,498	8,464	727
5/11 ATM A32I Large Fire Flow Mete	70,000	-	-	-	62,192	7,808	-	-
5/12 ATM A32A Irving Loring Herbert	1,795,000	-	-	-	1,632,162	10,106	-	152,732
5/12 ATM A32C Beebe Water Tank	3,214,000	-	-	-	2,769,933	6,457	400	437,210
5/13 ATM A19C Bethany Rd Winthrop/W	855,000	-	-	-	847,865	600	-	6,535
5/13 ATM A19D Warren Rd & Prindi Mn	2,990,000	-	-	-	524	-	-	2,989,476
5/13 ATM A19E Central St Brdge Main	110,000	-	-	-	34,736	-	38,320	36,944
5/13 ATM A19F Wtr Main FY14 Rplc	300,000	-	-	-	299,376	-	604	20
5/14 ATM A17E Main St Area Wtr Imp	3,325,000	-	-	-	2,639,376	120,332	12,604	552,688
5/14 ATM A17F Union Ave Wtr Mains	12,145,000	-	-	-	466,151	2,180,588	4,140,283	5,357,978
5/14 ATM A17H Wtr Impr Prjcts FY15	300,000	210,000	-	-	277,172	220,535	-	12,293
5/14 ATM A17I Speen & Cchtuate Wtr	640,000	-	-	-	136,233	41,328	2,769	459,670
5/14 ATM A17K Salem End Rd Wtr Mns	690,000	-	-	-	-	-	-	690,000
5/14 ATM A17L Dyer St Wtr Main	445,000	(210,000)	-	-	167,054	16,835	-	51,111
5/14 ATM A17M Fuel Islnd Wstrn Ave	16,150	-	-	-	15,928	222	-	-
5/15 ATM A13D Meter Replac FY16	502,000	-	-	-	195,266	305,563	1,170	1
5/15 ATM A13E Hydrant & Valve FY16	200,000	-	-	-	129,996	50,565	19,407	32
5/15 ATM A13F Water Improve FY16	300,000	-	-	-	112,439	186,777		784
5/15 ATM A13G Evergreen St Wtr Dsgn	3,160,000	-	-	-	-	-	-	3,160,000
5/15 ATM A13H Speen & Cochituate Wt	3,980,000	-	-	-	11,851	2,354,711	779,608	833,830
5/15 ATM A13I Worcester Rd Wtr Main	637,000	-	-	-	113,645	372,421	-	150,934
5/15 ATM A13J Arlington St Wtr Dsgn	430,000	-	-	-	-	16,800	-	413,200
5/15 ATM A13K Indian Head Wtr Tank	770,000	-	-	-	392,987	224,335	4,900	147,778
5/16 ATM A16J 40K Dump #630	210,800	-	-	-	-	193,136	-	17,664
5/16 ATM A16K 11K Utlty #616	58,235	-	-	-	-	57,354	-	881
5/16 ATM A16L 11K Srvc Body #618	58,235	-	-	-	-	58,235	-	-
5/16 ATM A16M FY17 Mtr Rplace	502,000	-	-	-	-	269,006	117,756	115,238
5/16 ATM A16N FY17 Hydrant Vlves	200,000	-	-	-	-	100,636	5,399	93,965
5/16 ATM A16O FY17 Wtr Imprv	300,000	-	-	-	-	152,189	2,936	144,875
5/16 ATM A16P Indian Wtr Tank	9,980,000	-	-	-	-	1,126,311	6,592,272	2,261,417
5/16 ATM A16Q Wtr Mstr Plan	420,000	-	-	-	-	204,837	62,033	153,130

Town of Framingham
Summary of Capital Projects
As of June 30, 2017

	Appropriation	Transfer	Reauthorized/Additional	Rescinded/ Paydown	Expenditures Prior Years	Expenditures Fiscal 2017	Encumbrances Fiscal 2017	Balance
5/16 ATM A16R Fountain St #1	550,000	-	-	-	-	275,170	37,796	237,034
5/17 ATM A11G 11K GVW 4W	59,841	-	-	-	-	-	-	59,841
5/17 ATM A11H 15K GVW C&	73,409	-	-	-	-	-	-	73,409
5/17 ATM A11I Hydrant &	200,000	-	-	-	-	-	-	200,000
5/17 ATM A11J Wtr Impr F	325,000	-	-	-	-	-	-	325,000
5/17 ATM A11K Fntn St(wn	1,540,000	-	-	-	-	-	-	1,540,000
5/17 ATM A11L Central St	840,000	-	-	-	-	-	-	840,000
5/17 ATM A11M Edgel Rd P	820,000	-	-	-	-	-	-	820,000
Total	$ 125,509,206	$ -	$ 62,464	$ -	$ 50,299,552	$ 11,002,781	$ 13,017,399	$ 64,836,112
Sewer Capital Grants								
Birch Rd Wells Prsrvatio	$ 500,000	$ -	$ -	$ -	$ -	$ 235,617	$ 264,383	$ -
Total Water Capital	**$ 126,009,206**	**$ -**	**$ 62,464**	**$ -**	**$ 50,299,552**	**$ 11,238,398**	**$ 13,281,782**	**$ 64,836,112**
Sewer Enterprise Capital Projects								
4/07 ATM A51B Water Street Sewer Main Replacement and Gregory Road	$ 1,592,000	$ -	$ -	$ -	$ 1,576,264		$ -	$ 15,736
* 4/07 ATM A51C Concord and School Street Sewer Improvement Project	5,557,500	-	-	-	5,551,250		-	6,250
4/07 ATM A51J Wastewater Pumping Stations Replacement Project	8,009,800	-	-	(103,202)	7,906,598		-	-
4/08 ATM A47E Farm Pond Interceptor Sewer Rehabilitation Project	1,100,000	-	-	-	1,092,969		-	7,031
4/08 ATM A47I Central St Siphon Replacement	794,000	393,608	-	-	1,187,432	176	-	-
4/08 ATM A47K Union Ave Sewer Replacement	432,000	-	-	-	412,461	8,288	11,251	-
4/09 ATM A41D East Framingham Sewer Project	40,407,100	-	-	-	40,386,156	8,080	12,744	120
4/09 ATM A41E Sewer System Evaluation Study	450,000	-	-	-	438,892	11,108	-	-
4/09 ATM A41F Concord St Sewer Main	2,480,000	-	-	-	2,474,350		-	5,650
4/09 ATM A41G State St Sewer Replacement	900,000	-	-	-	892,581		-	7,419
4/09 ATM A41M Coburn St Sewer Main	2,000,000	437,700	-	-	2,268,082	166,768	601	2,249
1/10 STM A2 Tech Park Infiltration & Inflow Removal	1,500,000	-	-	-	1,465,212		-	34,788
05/10 ATM A26A Grant & Pond St Sewer Replacement	6,552,000	-	-	-	4,227,251	1,187,820	17,039	1,119,890
05/10 ATM A26C Sewer System Evaluation Phase 5	500,000	-	-	-	456,486	43,514		-
5/11 ATM A33D Downtown Sewer Utili	1,765,000	-	-	-	1,458,592	298,183	3,170	5,055
5/11 ATM A33E Technology Park Sewe	800,000	-	-	-	753,041	42,358	1,903	2,698
5/11 ATM A33F North Framingham Pum	6,310,000	-	-	-	5,837,612	372,664	43,597	56,127
5/11 ATM A33H Irving, Herbert, Lor	390,000	-	-	-	271,738		-	118,262
5/11 ATM A33J Worcester Road Pumpi	1,925,000	-	-	-	1,632,827	266,065	724	25,384
5/12 ATM A33A Wastewtr Backup Upgr	550,000	-	-	-	299,415	212,742		37,843
5/12 ATM A33E Hancock Lane Pump Eli	805,500	-	-	-	46,703	122,245	78,721	557,831
5/12 ATM A33F East Fram/Central St	2,400,000	-	-	-	2,369,506	881	29,613	-
5/12 ATM A33I Irving, Herbert, Lori	2,475,000	(164,000)	-	-	2,302,365	5,327		3,308
5/12 ATM A33J Speen St Interceptor	1,178,000	164,000	-	-	1,293,859	13,715	4,381	30,045
5/13 ATM A20C Wrcstr Rd Pump Stn Cn	17,220,000	-	-	-	228,154	72,156	973,807	15,945,883
5/13 ATM A20D Baiting Brook Swr	6,563,000	-	-	-	445,685	373,940	49,117	5,694,258
5/13 ATM A20E Bethany Rd Sewer Impr	1,240,000	-	-	-	972,364		-	267,636
5/13 ATM A20F FY14 Sewer Main Replc	300,000	-	-	-	292,491	3,415	-	4,094
5/13 ATM A20G Speen St Force Main D	150,000	-	-	-	35,905	1,887	-	112,208
5/14 ATM A18C Wastewtr Master Plan	250,000	-	-	-	214,212	35,788		-
5/14 ATM A18D Swr Pump Statn FY15	400,000	-	-	-	383,869	12,902		3,229
5/14 ATM A18F Wavrly/Wnthrp Design	1,400,000	-	-	-	827,933	18,637		553,430
5/14 ATM A18G Main St Area Swr Imp	866,000	-	-	-	717,567	74,797	12,604	61,032
5/14 ATM A18H Union Ave Swr Imprv	1,880,000	-	-	-	224,442	1,110,842	106,882	437,834
5/14 ATM A18I Sewer Imprvmnt FY15	300,000	-	-	(2,147)	297,853		-	-
5/14 ATM A18J Old Danforth St Swr	700,000	-	-	-	41,852	27,469		630,679
5/14 ATM A18K Eastlgh Ltle Frm PS	810,000	-	-	-	229,207	256,681	11,548	312,564

Town of Framingham
Summary of Capital Projects
As of June 30, 2017

	Appropriation	Transfer	Reauthorized/Additional	Rescinded/ Paydown	Expenditures Prior Years	Expenditures Fiscal 2017	Encumbrances Fiscal 2017	Balance
5/14 ATM A18L Fuel Islnd Wstrn Av	16,150	-	-	-	15,928	222	-	-
5/14 ATM A18M Elmfield Rd Swr Impr	1,585,000	-	-	-	89,273	924,782	271,860	299,085
5/14 ATM A18N Hop Brook Swr Ralgnm	420,000	-	-	-	71,881	286,570	-	61,549
5/15 ATM A14A 70K GVW Vactor#738	460,385	-	-	-	416,526	20,477		23,382
5/15 ATM A14B 11K Cab Service #721	58,235	-	-	(176)	58,058	1	-	-
5/15 ATM A14C 11K Cab Service #725	80,550	-	-	-	49,655	11,768	-	19,127
5/15 ATM A14D 12 Railway Sewer Alig	9,810,000	-	-	-	-	40,372	267,662	9,501,966
5/15 ATM A14E Meter Replac FY16	502,000	-	-	-	189,389	311,440	1,170	1
5/15 ATM A14F Sewer Improv FY16	300,000	-	-	-	236,121	45,409	11,309	7,161
5/15 ATM A14G Pump Station Rplce FY	400,000	-	-	-	104,656	245,581	4,769	44,994
5/15 ATM A14H Evergreen St Dsgn & C	648,000	-	-	-	-		-	648,000
5/15 ATM A14I Shawmut Terrace Pump	1,100,000	-	-	-	33,435	239,060	257,518	569,987
5/15 ATM A14J Worcester Road Design	1,245,000	-	-	-	144,383	656,908	204,471	239,238
5/15 ATM A14K Lanewood Siphon Dsgn	206,500	-	-	-	41,318	42,475	19,483	103,224
5/15 ATM A14L Speen St Area Dsgn &	1,410,000	-	-	-	-		-	1,410,000
5/15 ATM A14M 18K Cab Closed Camera	375,221	-	-	-	-	326,058	49,163	-
5/16 ATM A16A 10K Utlty #722	58,235	-	-	-	-	57,354	-	881
5/16 ATM A16B 15K Dump #726	80,550	-	-	-	-	72,384	-	8,166
5/16 ATM A16C 40K Dump #733	191,225	-	-	-	-	177,883	-	13,342
5/16 ATM A16D 35K Cnstrtn #744	209,900	-	-	-	-	199,431	-	10,469
5/16 ATM A16E FY17 Mtr Rplace	502,000	-	-	-	-	265,491	117,756	118,753
5/16 ATM A16F FY17 Swr Impr Prjcts	300,000	-	-	-	-	192,865	32,474	74,661
5/16 ATM A16G FY17 Pump Stns	400,000	-	-	-	-	13,565	1,538	384,897
5/16 ATM A16H Fountain St #1	400,000	-	-	-	-	105,763	33,639	260,598
5/16 ATM A16I FY17 Swr Evl Survy	2,100,000	-	-	-	22,182	685,455	676,604	715,759
5/17 ATM A11A 11K GVW 4W	59,481	-	-	-	-	-	-	59,481
5/17 ATM A11B 2018 Sewer	367,000	-	-	-	-	-	-	367,000
5/17 ATM A11C 2018 Pump	450,000	-	-	-	-	-	-	450,000
5/17 ATM A11D Intchng#12	2,234,000	-	-	-	-	-	-	2,234,000
5/17 ATM A11E Estlgh/LFr	6,135,000	-	-	-	-	1,279	600,921	5,532,800
5/17 ATM A11F Fntn St(W-	565,000	-	-	-	-	-	-	565,000
Sub-total	**$ 155,621,332**	**$ 831,308**	**$ -**	**$ (105,525)**	**$ 92,985,981**	**$ 9,671,041**	**$ 3,908,039**	**$ 49,782,054**
Sewer Capital Grants								
5/10 ATM A26B Technology Park Prop Acquisition Fees	$ 150,000	$ -	$ 209,702	$ -	$ 235,262	$ 124,440	-	-
					-			
					$ -			
Total	**$ 150,000**	**$ -**	**$ 209,702**	**$ -**	**$ 13,240,411**	**$ 124,440**	**$ -**	**$ -**
Other Financing Uses Adjustments						24		
Transfer of Debt Service on Betterment Project						134,358		
Total Enterprise Capital Projects						**$ 21,168,261**		

Finance — Treasurer/Tax Collector

Memorial Building, Room109
508-532-5430
treasurer@framinghamma.gov

Carolyn Lyons, Treasurer/ Collector	Cindi Page, Assistant Treasurer/Collector
Daphney Bernier, Office Manager	Joyce Li-Valte, Fiscal Supervisor-Cash
Ross Netherton, Office Coordinator	Sarabeth Jerome, Payroll Fiscal Supervisor
Robin Nemeth, Administrative Assistant II	Patrick Kelley, Customer Service Representative

TREASURER/TAX COLLECTOR

Memorial Building, Room109
508-532-5430 | treasurer@framinghamma.gov

The Treasurer/Collector's office has worked diligently to serve the citizens of Framingham throughout fiscal year 2017.

We are an office of eight employees and as always the staff demonstrates their dedication, knowledge, experience and willingness to happily serve our Town Residents. I am indebted to my staff for the first-class job they do on my behalf as well as for the Town of Framingham.

Annual collection amounts and percentages were as follows: Real Estate and Personal Property taxes collected totaled $179,780,311. (100.2%). Excise tax collections totaled $8,519,812. (99%). Excise tax is collected on a calendar year basis, which is reflected in the lower collection percentage. Tax Title collections were $88,864. We have continued to work hard on the collection of delinquent taxes and to work with these residents in resolving the issues they have faced which put them into Tax Title. Our office is always open to new ideas and procedures to help give our residents the best customer service we can give them.

Earnings on general fund investments for the year totaled $810,066.70. Even though the bank rates remain low, they have been increasing through the year and the banks are starting to get competitive with their rates. As always I continue to monitor the bank rates to maximize our earnings.

The Town's Bond Rating is currently at Aa2 with a stabilized outlook issued by Moody's Rating Service. This rating is the third highest rating in their system. Moody's also rated the BANs at MIG1 which is the highest rating for short term borrowing instruments. Moody's cited the Town's financial position with a stable financial position, a sizeable and expanding tax base with above average wealth indicators and manageable debt and pension burden as positive credit factors.

The Town issued a bond anticipation note (BAN) in 2017, awarded to Jeffries, LLC, in the amount of $20,547,185. with a net interest rate (NIC) of 0.9693% including a premium of $73,971. An additional BAN in the amount of $3,019,766, was awarded to TD Securities. With a net interest rate (NIC) of 1.055% and a premium of $28,446.19.

The Town issued a bond for $28,705,000. awarded to Janney Montgomery Scott LLC. The interest rate (NIC) was 2.983% including a premium of $1,528,734. Additionally, the Town has financed interest free loan for $1,471,400.00. Water Bond and $1,381,260. Sewer Bond. $621,567 was Grant and $759,693 is interest free with interest through the Mass Clean Water Trust.

Per Town Bylaw, the Treasurer reports the information regarding authorized debt which is included in the schedules following this report. The first schedule shows what is authorized and un-issued as of June 30, 2017. The second schedule shows the debt issued and outstanding during Fiscal Year 2017.

I would like to thank my staff for their hard work and professionalism.

I would also like to thank the Accounting and Assessors Department, CFO and her Staff, the Payroll Department and Technology Services for all the help they have given my staff and myself over the year.

Respectfully Yours,
Carolyn Lyons
Treasurer/Collector

Massachusetts Department of Revenue, Division of Local Services
Bureau of Accounts ~ Automated Statement of Indebtedness

City/Town/District of: Framingham

FY2017

Long Term Debt Inside the Debt Limit	Outstanding July 1, 2016	+ New Debt Issued	- Retirements	= Outstanding June 30, 2017	Interest Paid in FY2017
Buildings	20,617,471.50	5,419,227.00	2,299,434.27	23,737,264.23	966,736.54
Departmental Equipment	9,558,769.00	2,514,400.00	3,378,769.00	8,694,400.00	422,520.80
School Buildings	10,125,209.00	1,571,214.00	1,242,959.00	10,453,464.00	414,426.65
School - All Other	5,774,011.00	1,171,874.00	1,456,411.00	5,489,474.00	256,455.74
Sewer	51,142,460.54	4,102,464.00	5,212,346.80	50,032,577.74	1,244,744.04
Solid Waste				0.00	
Other Inside	13,042,603.28	1,087,608.00	1,529,980.71	12,600,230.57	529,072.67
SUB - TOTAL Inside	$110,260,524.32	$15,866,787.00	$15,119,900.78	$111,007,410.54	$3,833,956.44

Long Term Debt Outside the Debt Limit	Outstanding July 1, 2016	+ New Debt Issued	- Retirements	= Outstanding June 30, 2017	Interest Paid in FY2017
Airport				0.00	
Gas/Electric Utility				0.00	
Hospital				0.00	
School Buildings	6,339,000.00	0.00	1,758,000.00	4,581,000.00	182,144.02
Sewer	44,194,879.00	5,802,406.00	2,506,027.77	47,491,257.23	1,605,830.09
Solid Waste				0.00	
Water	47,601,933.00	9,266,900.00	4,827,649.00	52,041,184.00	1,788,634.45
Other Outside	425,000.00	0.00	45,000.00	380,000.00	16,506.26
SUB - TOTAL Outside	$98,560,812.00	$15,069,306.00	$9,136,676.77	$104,493,441.23	$3,593,114.82
TOTAL Long Term Debt	$208,821,336.32	$30,936,093.00	$24,256,577.55	$215,500,851.77	$7,427,071.26

Please complete all sections of this report and return it to the Public Finance Section no later than September 30, 2017.

I certify to the best of my knowledge that this information is complete and accurate as of this date.

Treasurer: _____ Date: _____

I certify that long and short term debt as identified in this Statement of Indebtedness is in agreement with the general ledger controls in my department and are also reflected on the balance sheet.

Accounting Officer: _____ Date: _____

Delivery By U.S. Mail	***Phone/Fax***	**FedEx, UPS, Other Delivery**
Public Finance Section	(617) 626-2399	Public Finance Section
Division of Local Services	(617) 626-4110	Division of Local Services
PO Box 9569	Fax (617) 626-3916	100 Cambridge St.
Boston MA 02114-9569		Boston MA 02114

Public Finance Section
(Revised July 2006)

Short Term Debt	Outstanding July 1, 2016	+ Issued	- Retired	= Outstanding June 30, 2017	Interest Paid in FY2017
RANs - Revenue Anticipation				0.00	
BANs - Bond Anticipation:					
Buildings	1,027,622.00	568,895.00	1,007,646.00	588,871.00	9,242.85
School Buildings	993,352.00	3,494,998.00	946,632.00	3,541,718.00	8,995.02
Sewer	6,017,862.00	5,766,635.00	4,093,281.00	7,691,216.00	50,235.87
Water	4,999,037.00	5,590,792.00	3,970,548.00	6,619,281.00	43,671.65
Other BANs	3,181,499.00	5,125,865.00	3,181,499.00	5,125,865.00	28,984.92
SANs - State Grant Anticipation				0.00	
FANs - Federal Gr. Anticipation				0.00	
Other Short Term Debt				0.00	
TOTAL Short Term Debt	$16,219,372.00	$20,547,185.00	$13,199,606.00	$23,566,951.00	$141,130.31
GRAND TOTAL All Debt	$225,040,708.32	$51,483,278.00	$37,456,183.55	$239,067,802.77	$7,568,201.57

Authorized and Unissued Debt

Purpose	Date of Vote	Article Number	Amount Authorized	- Issued - Retired - Rescined	= Unissued 6/30/2017
4/07 ATM A51J Wastewater Pump	04/24/07	51 J	8,009,800.00	8,009,800.00	0.00
4/08 ATM A46B Grove St Water Pump S	04/29/08	A46B	2,869,836.17	2,869,836.17	0.00
4/08 ATM A46F Prospect St Wtr Main	04/29/08	A46F	3,000,000.00	3,000,000.00	0.00
4/08 ATM A46J N Concord St Wtr Desi	04/29/08	A46J	600,000.00	363,373.00	236,627.00
4/08 ATM A46K Birch Rd Well React	04/29/08	A46K	2,830,400.00	2,609,778.00	220,622.00
4/08 ATM A46O Union Ave/Main St Dsg	04/29/08	A46O	320,000.00	287,620.00	32,380.00
4/08 ATM A46R Edmands Road Wtr Main	04/29/08	A46R	110,000.00	0.00	110,000.00
10/08 STM A22 188 Concord St Purcha	11/06/08	A22	1,750,000.00	0.00	1,750,000.00
4/09 ATM A39DD Network I	04/29/09	A39DD	250,535.00	246,064.00	4,471.00
4/09 ATM A40B Birch Rd W	04/29/09	A40B	40,337,900.00	2,368,752.00	37,969,148.00
4/09 ATM A40J Coburn St	04/29/09	A40J	1,540,000.00	1,528,719.00	11,281.00
4/09 ATM A41L Lakeview P	04/29/09	A41L	1,600,000.00	1,600,000.00	0.00
4/09 ATM A41M Coburn St Sewer Main	04/29/09	A41M	2,437,700.00	2,338,400.00	99,300.00
05/10 ATM A25A N CONCORD ST WTR MN REPLACE	05/04/10	A25A	9,242,735.00	5,412,152.00	3,830,583.00
					$44,264,412.00
SUB - TOTAL from additional sheet(s)					$122,512,571.65
TOTAL Authorized and Unissued Debt					$166,776,983.65

Please Complete Additional Sections if Needed

Public Finance Section
(Revised July 2006)

Authorized and Unissued Debt - Additional Sheet(s)

Purpose	Date of Vote	Article Number	Amount Authorized	- Issued - Retired - Rescined	= Unissued 6/30/2017
05/10 ATM A25D GOODNOW WTR PUMP STATION	05/04/10	A25D	1,385,000.00	1,210,304.00	174,696.00
05/10 ATM A25G WATER MAIN REPLACE VARIOUS LOCATIONS	05/04/10	A25G	250,000.00	249,999.82	0.18
05/10 ATM A26A GRANT & POND ST SEWER REPLACE	05/04/10	A26A	6,503,010.00	5,334,015.00	1,168,995.00
05/10 ATM A26C SEWER SYST EVALUATION PHS 5(MPAT SWAP 5/22/14)	05/04/10	A26C	62,255.41	62,255.00	0.41
04/11 ATM A31C MULTI HAZARD GAS METERS	04/26/11	A31C	25,549.00	25,549.00	0.00
04/11 ATM A31K BUTTERWORTH PHASE 1 -TENNIS LIGHTING	04/26/11	A31K	126,500.00	119,579.00	6,921.00
04/11 ATM AQQ TOWN BUILDINGS	04/26/11	A31QQ	385,000.00	368,730.00	16,270.00
04/11 ATM A32F DOWNTOWN WATER UTILITY IMPROVEMENTS	04/26/11	A32F	2,680,000.00	2,670,809.00	9,191.00
04/11 ATM A33D DOWNTOWN SEWER UTILITY IMPROVEMENTS	04/26/011	A33D	1,765,000.00	1,756,666.00	8,334.00
04/11 ATM A33E TECHNOLOGY PARK SEWER INTERCEPTOR	04/26/11	A33E	800,000.00	789,279.00	10,721.00
04/11 ATM A33F N. FRAM PUMP STN ELIMINATION PROJECT	04/26/11	A33F	6,310,000.00	6,171,361.00	138,639.00
04/11 ATM A33H IRVING, HERBERT, LORING SEWER ASSESS DESIGN	04/26/11	A33H	390,000.00	271,738.00	118,262.00
04/11 ATM A33J WORC RD PUMP STN ELIMINATION PROJECT	04/26/11	A33J	1,925,000.00	1,788,840.00	136,160.00
5/12 ATM A31B Design Library Renova	4/24/212	A31B	40,000.00	1,521.00	38,479.00
5/12 ATM A31H Arena Repairs	4/24/212	A31H	65,433.00	64,243.00	1,190.00
5/12 ATM A32A Irving Loring Herbert	4/24/212	A32A	1,791,590.00	1,633,464.00	158,126.00
5/12 ATM A32C Beebe Water Tank	4/24/212	A32C	3,214,000.00	2,773,208.00	440,792.00
5/12 ATM A33A Wastewtr Backup Upgr	4/24/212	A33A	550,000.00	512,158.00	37,842.00
5/12 ATM A33E Hancock Lane Pump Eli	4/24/212	A33E	804,666.00	96,578.00	708,088.00
5/12 ATM A33F East Fram/Central St	4/24/212	A33F	2,400,000.00	2,369,506.00	30,494.00
5/12 ATM A33I Irving, Herbert, Lori	4/24/212	A33I	2,475,000.00	2,466,365.00	8,635.00
5/12 ATM A33J Speen St Interceptor	4/24/212	A33J	1,178,000.00	1,141,571.00	36,429.00
05/13 STM A1 McAuliffe Branch Library	05/08/13	A18A	7,988,329.00	7,900,485.00	87,844.00
05/13 ATM A18B DOWNTOWN PARKING METER IMPLEMENTATION PROJECT	05/07/13	A18B	89,877.00	0.00	89,877.00
05/13 ATM A18N SAXONVILLE LEVEE PUMP STATION IMPROV DESIGN	05/08/13	A18N	150,000.00	65,259.00	84,741.00
05/13 ATM A18O CAMPELLO RD DRAIN RELIEF SYS & CHERRY ST HDWL REPAIR	05/08/13	A18O	360,000.00	178,527.00	181,473.00
05/13 ATM A18P NPDES PERMIT PLANNING / PREPARATION	05/08/13	A18P	50,000.00	7,000.00	43,000.00
05/13 ATM A18R TRANSFER STATION DEMOLITION CONCEPT DESIGN	05/08/13	A18R	80,000.00	79,800.00	200.00
05/13 ATM A18 BB MSBA FEASIBILITY STUDY	05/08/13	A18BB	400,000.00	0.00	400,000.00
05/13 ATM A18NN TRAFFIC CALMING PROGRAM	05/08/13	A18NN	200,000.00	198,271.00	1,729.00
05/13 ATM A18QQ ARCHIVED DOCUMENT SCANNING -2ND PHASE	05/08/13	A18QQ	237,138.00	219,911.00	17,227.00
05/13 ATM A18SS RENOVATE ATHENAEUM HALL CONCORD ST	05/08/13	A18SS	180,000.00	140,720.00	39,280.00
05/13 ATM A18TT VILLAGE HALL BASE BLDG IMPROVEMENTS	05/09/13	A18TT	200,000.00	36,650.00	163,350.00
05/13 ATM A19C BETHANY RD & WINTHROP/WAVERLY INTERSEC IMROVEMENTS	05/09/13	A19C	855,000.00	847,864.00	7,136.00
05/13 ATM A19D WARREN RD & PRINDIVILLE WATER MAIN	05/09/13	A19D	2,990,000.00	524.00	2,989,476.00
05/13 ATM A19F WATER MAIN REPLACE VARIOUS LOCATIONS 2014	05/09/13	A19F	300,000.00	299,376.00	624.00
05/13 ATM A20C WORC RD PUMP STN ELIMINATION PROJECT CONSTRUCTION	05/09/13	A20C	17,220,000.00	2,000,000.00	15,220,000.00
05/13 ATM A20D BAITING BROOK SEWER IMPROVEMENTS	05/09/13	A20D	6,563,000.00	759,421.00	5,803,579.00

Public Finance Section
(Revised July 2006)

05/13 ATM A20E BETHANY RD & WINTHROP/WAVERLY INTERS SWR IMPROVE	05/09/13	A20E	1,240,000.00	972,363.00	267,637.00
05/13 ATM A20F SEWER MAIN REPLACE VARIOUS LOCATIONS 2014	05/09/13	A20F	300,000.00	293,308.00	6,692.00
5/14 ATM A16B Protive Clothing P#2	04/29/14	A16B	113,360.00	4,839.00	108,521.00
5/14 ATM A16D RFID Coll Security	04/29/14	A16D	194,560.00	101,209.00	93,351.00
5/14 ATM A16E Edwards Cemetery Road	04/29/14	A16E	126,975.00	71,342.00	55,633.00
5/14 ATM A16F Callahan Sr Ctr Ent	04/29/14	A16F	138,612.00	106,000.00	32,612.00
5/14 ATM A16K Emer Generator P#2	04/29/14	A16K	349,000.00	346,788.00	2,212.00
5/14 ATM A16L 15 Drain Sys Wtr Qlt	04/29/14	A16L	175,000.00	116,893.00	58,107.00
5/14 ATM A16N FY15 Roadway Imprvmn	04/29/14	A16N	4,000,000.00	4,000,000.00	0.00
5/14 ATM A16O FY15 Traffic Calming	04/29/14	A16O	200,000.00	87,400.00	112,600.00
5/14 ATM A16Q 15k Rack Truck #409	04/29/14	A16Q	73,300.00	73,300.00	0.00
5/14 ATM A16T 3.5 CY Loader #452	04/29/14	A16T	242,650.00	230,040.00	12,610.00
5/14 ATM A16Z Catch Basin Clnr449	04/29/14	A16Z	269,360.00	269,360.00	0.00
5/14 ATM A16AA Refuse Clctn Carts	04/29/14	A16AA	1,000,000.00	1,000,000.00	0.00
5/14 ATM A16AB 4 Packers 511-514	04/29/14	A16AB	1,337,440.00	1,337,193.00	247.00
5/14 ATM A16AD King Schl Elevator	04/29/14	A16AD	320,188.00	291,347.00	28,841.00
5/14 ATM A16AH Food Srvcs Equip P1	04/29/14	A16AH	140,000.00	91,541.00	48,459.00
5/14 ATM A16AI Stpltn Rpntng Dsgn	04/29/14	A16AI	48,000.00	500.00	47,500.00
5/14 ATM A16AJ Paving/Stormwter 15	04/29/14	A16AJ	600,000.00	599,095.00	905.00
5/14 ATM A16AK ADA Upgrades FY15	04/29/14	A16AK	300,000.00	299,602.00	398.00
5/14 ATM A16AL HVAC Replace FY15	04/29/14	A16AL	400,000.00	400,000.00	0.00
5/14 ATM A16AM Mechl Elct Plumb 15	04/29/14	A16AM	150,000.00	146,681.00	3,319.00
5/14 ATM A16AR Fire Mobile Data	04/29/14	A16AR	78,375.00	70,718.00	7,657.00
5/14 ATM A16AS Data Warehouse	04/29/14	A16AS	145,789.00	136,742.00	9,047.00
5/14 ATM A16AT Archived Doc Scan#3	04/29/14	A16AT	275,949.00	246,468.00	29,481.00
5/14 ATM A16AV Danforth SpcStdy P2	04/29/14	A16AV	52,500.00	17,100.00	35,400.00
5/14 ATM A17E Main St Area Wtr Imp	04/29/14	A17E	3,325,000.00	2,750,694.00	574,306.00
5/14 ATM A17F Union Ave Wtr Mains	04/29/14	A17F	12,145,000.00	2,276,521.00	9,868,479.00
5/14 ATM A17H Wtr Impr Prjcts FY15	04/29/14	A17H	300,000.00	202,313.00	97,687.00
5/14 ATM A17I Speen & Cchtuate Wtr	04/29/14	A17I	640,000.00	161,728.00	478,272.00
5/14 ATM A17J Hydrant Valve FY15	04/29/14	A17J	200,000.00	200,000.00	0.00
5/14 ATM A17K Salem End Rd Wtr Mns	04/29/14	A17K	690,000.00	0.00	690,000.00
5/14 ATM A17L Dyer St Wtr Main	04/29/14	A17L	445,000.00	393,888.00	51,112.00
5/14 ATM A18C Wastewtr Master Plan	04/29/14	A18C	250,000.00	250,000.00	0.00
5/14 ATM A18D Swr Pump Statn FY15	04/29/14	A18D	400,000.00	396,771.00	3,229.00
5/14 ATM A18F Wavrly/Wnthrp Design	04/29/14	A18F	1,400,000.00	832,832.00	567,168.00
5/14 ATM A18H Union Ave Swr Imprv	04/29/14	A18H	1,880,000.00	1,323,105.00	556,895.00
5/14 ATM A18I Sewer Imprvmnt FY15	04/29/14	A18I	300,000.00	300,000.00	0.00
5/14 ATM A18J Old Danforth St Swr	04/29/14	A18J	700,000.00	69,320.00	630,680.00
5/14 ATM A18K Eastlgh Ltle Frm PS	04/29/14	A18K	810,000.00	394,155.00	415,845.00
5/14 ATM A18M Elmfield Rd Swr Impr	04/29/14	A18M	1,585,000.00	962,180.00	622,820.00
5/14 ATM A18N Hop Brook Swr Ralgnm	04/29/14	A18N	420,000.00	358,450.00	61,550.00
10/14 STM A17 Mary Dennision Park Testing & Rememdiaiton	10/21/14	A17	180,000.00	161,829.00	18,171.00
5/15 ATM A12A Thermal Imaging Camer	04/28/15	A12A	68,450.00	64,250.00	4,200.00

Public Finance Section
(Revised July 2006)

5/15 ATM A12B Prtive Clothing P#3	04/28/15	A12B	121,280.00	45,533.00	75,747.00
5/15 ATM A12D Oprt & Perfor Mgt Sft	04/28/15	A12D	150,000.00	0.00	150,000.00
5/15 ATM A12E Cypress St Woodland I	04/28/15	A12E	250,000.00	100,683.00	149,317.00
5/15 ATM A12F Loring Arena Renovati	04/28/15	A12F	5,660,000.00	446,240.00	5,213,760.00
5/15 ATM A12G F350 4x4 Crew 10K GVW	04/28/15	A12G	41,000.00	38,985.00	2,015.00
5/15 ATM A12H M Dennison Pk Remedia	04/28/15	A12H	600,000.00	102,296.00	497,704.00
5/15 ATM A12I Animal Control Vehicl	04/28/15	A12I	62,390.00	60,768.00	1,622.00
5/15 ATM A12J Pub Safety Tech & Mai	04/28/15	A12J	87,000.00	47,008.00	39,992.00
5/15 ATM A12K Pedestrian Safety	04/28/15	A12K	73,140.00	44,500.00	28,640.00
5/15 ATM A12L Salem End Rd Bridge D	04/28/15	A12L	125,000.00	54,159.00	70,841.00
5/15 ATM A12M Fountain St Design	04/28/15	A12M	190,000.00	189,436.00	564.00
5/15 ATM A12N Union Ave Roadway	04/28/15	A12N	510,000.00	51,702.00	458,298.00
5/15 ATM A12O Landham Pond Dam Desi	04/28/15	A12O	230,000.00	123,361.00	106,639.00
5/15 ATM A12P Traffic Calming 2016	04/28/15	A12P	200,000.00	0.00	200,000.00
5/15 ATM A12Q 6 CY Material Spreade	04/28/15	A12Q	40,480.00	40,480.00	0.00
5/15 ATM A12R 11k GVW 4WD Cab & Cha	04/28/15	A12R	58,235.00	58,235.00	0.00
5/15 ATM A12S 11k GVW 4wd Cab & Cha	04/28/15	A12S	58,235.00	54,869.00	3,366.00
5/15 ATM A12T Backhoe/Loader #450	04/28/15	A12T	141,170.00	120,045.00	21,125.00
5/15 ATM A12U Roadway Improv FY2016	04/28/15	A12U	4,500,000.00	4,358,485.00	141,515.00
5/15 ATM A12V Drainage & H2O Qulty	04/28/15	A12V	150,000.00	148,671.00	1,329.00
5/15 ATM A12W 2-68K Packers/plow	04/28/15	A12W	629,000.00	628,163.00	837.00
5/15 ATM A12X Technology Upgrades 2	04/28/15	A12X	1,155,000.00	1,140,448.00	14,552.00
5/15 ATM A12Y Stapleton Schl Asbest	04/28/15	A12Y	325,000.00	324,807.00	193.00
5/15 ATM A12Z Schl Security Enhance	04/28/15	A12Z	290,000.00	289,920.00	80.00
5/15 ATM A12AA Food Service Equip F	04/28/15	A12AA	145,000.00	133,436.00	11,564.00
5/15 ATM A12AB Mech Elec Plum FY16	04/28/15	A12AB	150,000.00	148,602.00	1,398.00
5/15 ATM A12AC Curbs Sidwlks Ramps	04/28/15	A12AC	150,000.00	109,887.00	40,113.00
5/15 ATM A12AD Heat Vent Air FY16	04/28/15	A12AD	250,000.00	250,000.00	0.00
5/15 ATM A12AE Farley Schl Pool Are	04/28/15	A12AE	1,207,388.00	1,186,272.00	21,116.00
5/15 ATM A12AF Schl Furniture FY16	04/28/15	A12AF	300,000.00	299,992.00	8.00
5/15 ATM A12AH Cube Truck Food Serv	04/28/15	A12AH	45,000.00	39,002.00	5,998.00
5/15 ATM A12AI Unified Computing Sy	04/28/15	A12AI	206,707.00	162,102.00	44,605.00
5/15 ATM A12AJ Arch Doc Scan P#4	04/28/15	A12AJ	155,030.00	0.00	155,030.00
5/15 ATM A12AK Callahan Sr Ctr Roof	04/28/15	A12AK	575,894.00	288,000.00	287,894.00
5/15 ATM A12AL Main Lib Alarm Rplcm	04/28/15	A12AL	225,250.00	17,588.00	207,662.00
5/15 ATM A12AM Pol Dpt Boilers	04/28/15	A12AM	185,000.00	52,604.00	132,396.00
5/15 ATM A12AN Site Sletn #2 Watson	04/28/15	A12AN	75,000.00	31,622.00	43,378.00
5/15 ATM A13A 33K GVW Cab & Cha#643	04/28/15	A13A	150,823.00	150,823.00	0.00
5/15 ATM A13D Meter Replac FY16	04/28/15	A13D	502,000.00	500,610.00	1,390.00
5/15 ATM A13E Hydrant & Valve FY16	04/28/15	A13E	200,000.00	167,474.00	32,526.00
5/15 ATM A13F Water Improve FY16	04/28/15	A13F	300,000.00	292,216.00	7,784.00
5/15 ATM A13G Evergreen St Wtr Dsgn	04/28/15	A13G	3,160,000.00	0.00	3,160,000.00
5/15 ATM A13H Speen & Cochituate Wt	04/28/15	A13H	3,980,000.00	2,082,465.00	1,897,535.00
5/15 ATM A13I Worcester Rd Wtr Main	04/28/15	A13I	637,000.00	486,066.00	150,934.00

Public Finance Section
(Revised July 2006)

5/15 ATM A13J Arlington St Wtr Dsgn	04/28/15	A13J	430,000.00	10,791.00	419,209.00
5/15 ATM A13K Indian Head Wtr Tank	04/28/15	A13K	770,000.00	616,222.00	153,778.00
5/15 ATM A14A 70K GVW Vactor#738	04/28/15	A14A	460,385.00	431,230.00	29,155.00
5/15 ATM A14B 11K Cab Service #721	04/28/15	A14B	58,235.00	58,235.00	0.00
5/15 ATM A14C 11K Cab Service #725	04/28/15	A14C	80,550.00	58,058.00	22,492.00
5/15 ATM A14D 12 Railway Sewer Alig	04/28/15	A14D	9,810,000.00	150,000.00	9,660,000.00
5/15 ATM A14E Meter Replac FY16	04/28/15	A14E	502,000.00	502,000.00	0.00
5/15 ATM A14F Sewer Improv FY16	04/28/15	A14F	300,000.00	270,030.00	29,970.00
5/15 ATM A14G Pump Station Rplce FY	04/28/15	A14G	400,000.00	292,823.00	107,177.00
5/15 ATM A14H Evergreen St Dsgn & C	04/28/15	A14H	648,000.00		648,000.00
5/15 ATM A14I Shawmut Terrace Pump	04/28/15	A14I	1,100,000.00	249,975.00	850,025.00
5/15 ATM A14J Worcester Road Design	04/28/15	A14J	1,245,000.00	673,349.00	571,651.00
5/15 ATM A14K Lanewood Siphon Dsgn	04/28/15	A14K	206,500.00	42,268.00	164,232.00
5/15 ATM A14L Speen St Area Dsgn &	04/28/15	A14L	1,410,000.00		1,410,000.00
5/15 ATM A14M 18K Cab Closed Camera	04/28/15	A14M	375,221.00	319,478.00	55,743.00
5/16 ATM A15A Fire Stn#5 Bldg Plan	05/11/16	A15A	555,292.00	93,254.00	462,038.00
5/16 ATM A15B Police Bldg Plan	05/11/16	A15B	413,749.00	193,458.00	220,291.00
5/16 ATM A15C Mem Bldg Extr Rprs	05/11/16	A15C	482,000.00		482,000.00
5/16 ATM A15D Cruier Laptops	05/11/16	A15D	325,687.00	216,449.00	109,238.00
5/16 ATM A15E Platform #1	05/11/16	A15E	1,203,715.00		1,203,715.00
5/16 ATM A15F Drainage FY17	05/11/16	A15F	250,000.00	208,906.00	41,094.00
5/16 ATM A15G Main St Rtn Wall	05/11/16	A15G	320,000.00	5,931.00	314,069.00
5/16 ATM A15H Sxnvl Rtn Wall	05/11/16	A15H	65,000.00	9,800.00	55,200.00
5/16 ATM A15I 15K Dump #413	05/11/16	A15I	80,550.00	6,186.00	74,364.00
5/16 ATM A15J Sidewalk Tr#460	05/11/16	A15J	176,641.00	155,489.00	21,152.00
5/16 ATM A15K 10K Util #405	05/11/16	A15K	49,233.00	7,861.00	41,372.00
5/16 ATM A15L FY17 Roads	05/11/16	A15L	4,200,000.00	3,317,315.00	882,685.00
5/16 ATM A15M 15K Dump #412	05/11/16	A15M	80,550.00	7,861.00	72,689.00
5/16 ATM A15N 10K Pickup #502	05/11/16	A15N	49,233.00	7,861.00	41,372.00
5/16 ATM A15O 10K Pickup #51	05/11/16	A15O	49,233.00	7,861.00	41,372.00
5/16 ATM A15P Tomb Old South	05/11/16	A15P	95,925.00	85,568.67	10,356.33
5/16 ATM A15Q Bwdtch Track	05/11/16	A15Q	112,200.00		112,200.00
5/16 ATM A15R F550 Crew Cab	05/11/16	A15R	75,600.00	75,600.00	0.00
5/16 ATM A15S F550 Trash Cmptr	05/11/16	A15S	103,000.00	103,000.00	0.00
5/16 ATM A15T Skate Park Cnsrtn	05/11/16	A15T	500,000.00	(34,056.34)	534,056.34
5/16 ATM A15U Fuller Strct Shrg	05/11/16	A15U	100,000.00	85,480.00	14,520.00
5/16 ATM A15V F250 Pickup	05/11/16	A15V	40,000.00	39,804.00	196.00
5/16 ATM A15W Cube Truck	05/11/16	A15W	50,000.00	41,143.00	8,857.00
5/16 ATM A15X FY17 Clock MEPS	05/11/16	A15X	50,000.00	49,753.00	247.00
5/16 ATM A15Y FY17 Technology	05/11/16	A15Y	1,000,000.00	867,763.00	132,237.00
5/16 ATM A15Z King Asbetos Abate	05/11/16	A15Z	225,000.00	175,572.00	49,428.00
5/16 ATM A15AA King Fire Alrms	05/11/16	A15AA	115,000.00	2,960.00	112,040.00
5/16 ATM A15AB FY17 Pavng Strm	05/11/16	A15AB	1,400,000.00	1,383,960.00	16,040.00
5/16 ATM A15AC FY17 HVAC DESIGN	05/11/16	A15AC	90,000.00	17,539.00	72,461.00

5/16 ATM A16A 10K Utlty #722	04/27/16	A16A	58,235.00	6,828.00	51,407.00
5/16 ATM A16B 15K Dump #726	04/27/16	A16B	80,550.00	6,186.00	74,364.00
5/16 ATM A16C 40K Dump #733	04/27/16	A16C	191,225.00	185,383.00	5,842.00
5/16 ATM A16D 35K Cnstrtn #744	04/27/16	A16D	209,900.00	199,431.00	10,469.00
5/16 ATM A16E FY17 Mtr Rplace	04/27/16	A16E	502,000.00	290,132.00	211,868.00
5/16 ATM A16F FY17 Swr Impr Prjcts	04/27/16	A16F	300,000.00	173,700.00	126,300.00
5/16 ATM A16G FY17 Pump Stns	04/27/16	A16G	400,000.00	8,731.00	391,269.00
5/16 ATM A16H Fountain St #1	04/27/16	A16H	400,000.00	43,980.00	356,020.00
5/16 ATM A16I FY17 Swr Evl Survy	04/27/16	A16I	2,100,000.00	536,799.00	1,563,201.00
5/16 ATM A16J 40K Dump #630	04/27/16	A16J	210,800.00	200,726.00	10,074.00
5/16 ATM A16K 11K Utlty #616	04/27/16	A16K	58,235.00	6,828.00	51,407.00
5/16 ATM A16L 11K Srvc Body #618	04/27/16	A16L	58,235.00	6,828.00	51,407.00
5/16 ATM A16M FY17 Mtr Rplace	04/27/16	A16M	502,000.00	293,024.00	208,976.00
5/16 ATM A16N FY17 Hydrant Vlves	04/27/16	A16N	200,000.00	84,048.00	115,952.00
5/16 ATM A16O FY17 Wtr Imprv	04/27/16	A16O	300,000.00	132,420.00	167,580.00
5/16 ATM A16P Indian Wtr Tank	04/27/16	A16P	9,980,000.00	503,872.00	9,476,128.00
5/16 ATM A16Q Wtr Mstr Plan	04/27/16	A16Q	420,000.00	57,362.00	362,638.00
5/16 ATM A16R Fountain St #1	04/27/16	A16R	550,000.00	181,719.00	368,281.00
10/16 STM A16 Loring Renovations	10/19/16	A16	388,700.00	0.00	388,700.00
10/16 STM A17 Fuller Feasibility St	10/19/16	A17	1,000,000.00	0.00	1,000,000.00
5/17 ATM A10A Pub Safety System Upg	05/26/17	A10A	141,968.00	0.00	141,968.00
5/17 ATM A10D Fire Sta Boiler 3&5	05/26/17	A10D	450,000.00	0.00	450,000.00
5/17 ATM A10E Main Lib Pearl St Ent	05/26/17	A10E	715,000.00	0.00	715,000.00
5/17 ATM A10F Watson Place Dsgn	05/26/17	A10F	488,250.00	0.00	488,250.00
5/17 ATM A10G P&F Fuel Mstr Systm	05/26/17	A10G	168,705.00	0.00	168,705.00
5/17 ATM A10H Village Hall Dgn&Cns	05/26/17	A10H	2,450,000.00	0.00	2,450,000.00
5/17 ATM A10J Comcations Upgrade	05/26/17	A10J	325,000.00	0.00	325,000.00
5/17 ATM A10K Trans Master Pln#2	05/26/17	A10K	290,000.00	0.00	290,000.00
5/17 ATM A10L Intr Dsgn Concrd/Cntr	05/26/17	A10L	125,000.00	0.00	125,000.00
5/17 ATM A10M Roadway 2018	05/26/17	A10M	5,293,033.00	0.00	5,293,033.00
5/17 ATM A10N Drain Union P#2	05/26/17	A10N	500,000.00	0.00	500,000.00
5/17 ATM A10O Inter Edgl/Wtr/Edmds	05/26/17	A10O	3,050,000.00	0.00	3,050,000.00
5/17 ATM A10P NPDES MS4 Permit	05/26/17	A10P	130,000.00	0.00	130,000.00
5/17 ATM A10Q Drain #1 Fount/Wntr/D	05/26/17	A10Q	220,000.00	0.00	220,000.00
5/17 ATM A10R RDC Structural Design	05/26/17	A10R	160,000.00	0.00	160,000.00
5/17 ATM A10S Costin Room	05/26/17	A10S	255,282.00	0.00	255,282.00
5/17 ATM A10T Furber Park	05/26/17	A10T	190,620.00	0.00	190,620.00
5/17 ATM A10U Prks Adm Roof Repr	05/26/17	A10U	68,964.00	0.00	68,964.00
5/17 ATM A10V Cushing Prfab Bthrms	05/26/17	A10V	94,710.00	0.00	94,710.00
5/17 ATM A10W HS Undrgrnd Tnks	05/26/17	A10W	50,000.00	0.00	50,000.00
5/17 ATM A10X Roof Rprs MltplSchs	05/26/17	A10X	225,000.00	0.00	225,000.00
5/17 ATM A10Y Asbestos Abte King Sc	05/26/17	A10Y	415,000.00	0.00	415,000.00
5/17 ATM A10Z Furnitur King Schl	05/26/17	A10Z	150,000.00	0.00	150,000.00
5/17 ATM A10AA HS Turf Field	05/26/17	A10AA	350,000.00	0.00	350,000.00

Public Finance Section
(Revised July 2006)

5/17 ATM A10AB Playgroung Barbieri	05/26/17	A10AB	100,000.00	0.00	100,000.00
5/17 ATM A10AC Paving/Strmwtr All S	05/26/17	A10AC	562,000.00	0.00	562,000.00
5/17 ATM A10AD HVAC Mltiple Schls	05/26/17	A10AD	330,000.00	0.00	330,000.00
5/17 ATM A10AE F350 4x4 Pickup	05/26/17	A10AE	47,354.00	0.00	47,354.00
5/17 ATM A11A 11K GVW 4WD C&C	05/26/17	A11A	59,841.00	0.00	59,841.00
5/17 ATM A11B 2018 Sewer Imprvs	05/26/17	A11B	305,159.22	0.00	305,159.22
5/17 ATM A11C 2018 Pump Stns Rplc	05/26/17	A11C	450,000.00	0.00	450,000.00
5/17 ATM A11D Intchng#12 Swr Imprv	05/26/17	A11D	2,234,000.00	0.00	2,234,000.00
5/17 ATM A11E Estlgh/LFrms/Shmt/PS	05/26/17	A11E	6,135,000.00	0.00	6,135,000.00
5/17 ATM A11F Fntn St(W-W)PhA1	05/26/17	A11F	565,000.00	0.00	565,000.00
5/17 ATM A11G 11K GVW 4WD C&C	05/26/17	A11G	59,841.00	0.00	59,841.00
5/17 ATM A11H 15K GVW C&C Dump	05/26/17	A11H	73,409.00	0.00	73,409.00
5/17 ATM A11I Hydrant & Valve FY18	05/26/17	A11I	200,000.00	0.00	200,000.00
5/17 ATM A11J Wtr Impr FY18	05/26/17	A11J	286,920.17	0.00	286,920.17
5/17 ATM A11K Fntn St(wntr-CSX) #1A	05/26/17	A11K	1,540,000.00	0.00	1,540,000.00
5/17 ATM A11L Central St Srv&Dsgn	05/26/17	A11L	840,000.00	0.00	840,000.00
5/17 ATM A11M Edgel Rd Pump Stn D	05/26/17	A11M	820,000.00	0.00	820,000.00
					0.00

SUB -TOTAL Additional Sheet(s)	$122,512,571.65

BUREAU OF ACCOUNTS, STATEMENT OF INDEBTEDNESS DETAIL

Long Term Debt Inside the Debt Limit Report by Issuance	Outstanding July 1, 2016	+ New Debt Issued	- Retirements	= Outstanding June 30, 2017	Interest Paid in FY2017
ATM97 A7 Hollis Street Fire Station	29,000.00	0.00	10,000.00	19,000.00	826.50
ATM97 A54 K Cameron Middle School	76,000.00	0.00	59,000.00	17,000.00	2,166.00
ATM99 A31F Underground tanks	203,000.00	0.00	69,000.00	134,000.00	5,785.50
MPAT Loan MWPAT CW 01-15	200,000.00	0.00	25,000.00	175,000.00	7,790.44
ATM03 A15H Roof Brophy Sc	61,400.00	0.00	8,800.00	52,600.00	2,894.00
ATM03 A15Q Roof Replacement	94,000.00	0.00	14,400.00	79,600.00	4,423.00
ATM04 A27 Boiler Replacement - Walsh School	171,700.00	0.00	22,200.00	149,500.00	8,141.00
ATM04 A27 Boiler Replacement - Fuller School	140,600.00	0.00	17,500.00	123,100.00	6,680.00
ATM04 A27 Sewer-Franklin Street Water Main Replacement	247,400.00	0.00	27,500.00	219,900.00	10,998.00
STM 10/03 A9 Senior Center	501,875.00	0.00	62,725.00	439,150.00	23,839.26
4/04 ATM A21M Walsh Roof Replacement (juniper hill)	573,775.00	0.00	71,725.00	502,050.00	27,254.26
STM 3/00 High School Renovations	1,231,500.00	0.00	136,900.00	1,094,600.00	54,733.00
STM 10/03 A9 Senior Center	195,000.00	0.00	195,000.00	0.00	33,012.50
4/05 ATM A26U Callahan Phase 2 Flr	170,000.00	0.00	170,000.00	0.00	26,987.50

4/05 ATM A26GG Hemenway Pump Statio	505,000.00	0.00	505,000.00	0.00	65,892.50
STM 10/03 A10 Tercent Park Phaze 2	55,000.00	0.00	45,000.00	10,000.00	1,350.00
4/05 ATM A26A Pedestrian Ramps	5,000.00	0.00	5,000.00	0.00	125.00
4/05 ATM A26D Stapleton Schl Roof	55,000.00	0.00	50,000.00	5,000.00	1,231.25
4/05 ATM A26F Rplce Emergncy Genrtr	5,000.00	0.00	5,000.00	0.00	125.00
4/05 ATM A26Q Sanitary Line Fuller	60,000.00	0.00	55,000.00	5,000.00	1,334.38
4/06 ATM A30A Engine 2 Fire Pumper	150,000.00	0.00	125,000.00	25,000.00	3,625.00
4/06 ATM A30 B Replace Station 2 Roof	14,000.00	0.00	12,000.00	2,000.00	330.00
4/06 ATM A30 C Communications Cabling	20,000.00	0.00	20,000.00	0.00	500.00
4/06 ATM A30 F McAuliffe Branch Renovation	16,000.00	0.00	13,000.00	3,000.00	395.00
4/06 ATM A30 H Vehicle replacement F550 Trash Compacter	25,000.00	0.00	20,000.00	5,000.00	625.00
4/06 ATM A30 I Vehicle replacement Kubota Tractor	8,000.00	0.00	6,000.00	2,000.00	210.00
4/06 ATM A30 J Basketball Resurfacing Dennison	19,000.00	0.00	12,000.00	7,000.00	540.00
4/06 ATM A30 K PC Mobile Laptops	15,000.00	0.00	15,000.00	0.00	375.00
4/06 ATM A30 O Multi-Purpose Sidewalk Tractor #471	30,000.00	0.00	25,000.00	5,000.00	725.00
4/06 ATM A30 P 68,000 GVW Refuse Packer with Plow #518	60,000.00	0.00	50,000.00	10,000.00	1,450.00
4/06 ATM A30 R 15,000 GVW 4WD Dump Body Truck #413	1,000.00	0.00	1,000.00	0.00	25.00
4/06 ATM A30 S Stapleton Roof Supplemental	55,000.00	0.00	50,000.00	5,000.00	1,231.25
4/06 ATM A30 T Final Stage Boiler Replacements, 5 Schools	225,000.00	0.00	205,000.00	20,000.00	5,050.00
4/06 ATM A30 W Dasher Board and Glass Replacement	60,000.00	0.00	50,000.00	10,000.00	1,450.00
4/07 ATM A51G East Fram Sewer	620,000.00	0.00	575,000.00	45,000.00	13,681.25
4/07 ATM A49A Accu-Vote Machin	20,000.00	0.00	10,000.00	10,000.00	650.00
04/07 ATM A49I MEMORIAL BLDG WINDOW REPLACE	205,000.00	0.00	15,000.00	190,000.00	7,987.50
4/07 ATM A49Y V#2 F550 Crew Ca	8,000.00	0.00	4,000.00	4,000.00	260.00
4/07 ATM A49Z V#3 F350 Ext Cab	5,000.00	0.00	3,000.00	2,000.00	155.00
4/07 ATM A49AA V#4 F650 Dump 2	10,000.00	0.00	5,000.00	5,000.00	325.00
4/07 ATM A49BB Comm Center Upg	10,000.00	0.00	5,000.00	5,000.00	325.00
4/07 ATM A49DD Roadway Improve	90,000.00	0.00	45,000.00	45,000.00	2,925.00
4/07 ATM A49EE 40K GVW Dmp Bdy	35,000.00	0.00	30,000.00	5,000.00	825.00
4/07 ATM A49FF 70K GVW Dmp & P	35,000.00	0.00	30,000.00	5,000.00	825.00
4/07 ATM A49GG 40GVW Dump & Pl	35,000.00	0.00	30,000.00	5,000.00	825.00
4/07 ATM A49II 40K GVW Dump &	35,000.00	0.00	30,000.00	5,000.00	825.00
4/07 ATM A49JJ 8800 GVW Pickup	6,000.00	0.00	3,000.00	3,000.00	195.00
4/07 ATM A49KK 8800 Pickup & P	6,000.00	0.00	3,000.00	3,000.00	195.00
4/07 ATM A49MM 15k 4WD Cab Rac	22,000.00	0.00	18,000.00	4,000.00	545.00
04/07 ATM A49NN ROOF REPLACE TRANSFER STATIONS 1,2,3,4	75,000.00	0.00	5,000.00	70,000.00	2,931.26
4/07 ATM A49PP McCarthy School	260,000.00	0.00	235,000.00	25,000.00	5,862.50
4/07 ATM A49XX Frnt End Loader	50,000.00	0.00	40,000.00	10,000.00	1,250.00
4/07 ATM A49ZZ Sidewalk Access	10,000.00	0.00	5,000.00	5,000.00	325.00
4/07 ATM A50I 11 GVW Cab Chass	7,000.00	0.00	5,000.00	2,000.00	205.00
4/07 ATM A50J 11 GVW 4WD Utili	7,000.00	0.00	5,000.00	2,000.00	205.00
4/07 ATM A50K 11 GVW 4W Cab Ut	7,000.00	0.00	5,000.00	2,000.00	205.00
4/07 ATM A50L 11 GVW 4W Cab Ut	7,000.00	0.00	5,000.00	2,000.00	205.00
4/07 ATM A50P 11GVW 4wd Utilit	7,000.00	0.00	5,000.00	2,000.00	205.00

4/07 ATM A51C Concord School S	600,000.00	0.00	550,000.00	50,000.00	13,343.75
4/07 ATM A51J Wastewater Pump	600,000.00	0.00	550,000.00	50,000.00	13,343.75
4/06 ATM A30 KK Pump Station Replacement SRF 2958 CW-06-26	1,592,355.57	0.00	118,590.22	1,473,765.35	30,661.21
4/06 ATM A30 L Stormwater Planning (Beaver Dam) SRF 2956 CW-06-21	192,996.28	0.00	14,373.71	178,622.57	3,716.19
4/06 ATM A30 II SSES SRF 2940 CW-06-22	252,210.98	0.00	18,783.36	233,427.62	4,856.39
4/06 ATM A30 MM Water St. Sewer Replacement SRF 2957 CW-06-25	4,098,108.84	0.00	305,205.98	3,792,902.86	78,910.12
4/05 ATM A26A Pedestrian Ramps	2,000.00	0.00	1,000.00	1,000.00	100.00
4/05 ATM A26P Bowditch Athletic Cmp	2,000.00	0.00	1,000.00	1,000.00	100.00
4/06 ATM A30 A Engine 2 Fire Pumper	11,000.00	0.00	4,000.00	7,000.00	550.00
4/06 ATM A30 C Communications Cabling	35,000.00	0.00	20,000.00	15,000.00	1,750.00
4/06 ATM A30 D Memorial Building Boiler Replacement	490,000.00	0.00	45,000.00	445,000.00	22,050.00
4/06 ATM A30 E Pearl Street Garage T truss Caulking	8,000.00	0.00	1,000.00	7,000.00	353.76
4/06 ATM A30 F McAuliffe Branch Renovation	11,000.00	0.00	2,000.00	9,000.00	503.76
4/06 ATM A30 V Tercentennial Park Phase 3	77,000.00	0.00	11,000.00	66,000.00	3,423.76
2/07 STM A5 Fuller Audtrium Ce	204,000.00	0.00	17,000.00	187,000.00	9,158.76
4/07 ATM A18 Vllge Hll,Edgl Li	188,000.00	0.00	16,000.00	172,000.00	8,435.00
4/07 ATM A49D Main Libr Rest &	38,000.00	0.00	4,000.00	34,000.00	1,716.26
4/07 ATM A49E Replace SCBA Uni	145,000.00	0.00	30,000.00	115,000.00	6,700.00
4/07 ATM A49F Replace Engine 3	190,000.00	0.00	40,000.00	150,000.00	8,800.00
4/07 ATM A49K Nevins Hall Stag	175,000.00	0.00	15,000.00	160,000.00	7,850.00
4/07 ATM A49T Callahan Phase 3 (10/03 A9 Senior Ctr)	249,000.00	0.00	21,000.00	228,000.00	11,171.26
4/07 ATM A49X Winch Grandstand	70,000.00	0.00	11,000.00	59,000.00	3,136.26
4/07 ATM A49BB Comm Center Upg	75,000.00	0.00	25,000.00	50,000.00	3,750.00
4/07 ATM A49EE 40K GVW Dmp Bdy	20,000.00	0.00	5,000.00	15,000.00	950.00
4/07 ATM A49GG 40GVW Dump & Pl	20,000.00	0.00	5,000.00	15,000.00	950.00
4/07 ATM A49HH 35K GVW Aerial	45,000.00	0.00	15,000.00	30,000.00	2,250.00
4/07 ATM A49II 40K GVW Dump &	15,000.00	0.00	5,000.00	10,000.00	750.00
4/07 ATM A49LL 68K Refuse Pack	90,000.00	0.00	15,000.00	75,000.00	4,050.00
4/07 ATM A49OO Fuller Auditori	36,000.00	0.00	3,000.00	33,000.00	1,616.26
4/07 ATM A49XX Frnt End Loader	5,000.00	0.00	1,000.00	4,000.00	230.00
4/07 ATM A49YY Thayer Campus P	60,000.00	0.00	5,000.00	55,000.00	2,693.76
4/08 ATM A15 Edgl Lib Acdemy Vill R	369,000.00	0.00	32,000.00	337,000.00	16,546.26
04/08 ATM A44A COMBINED TWN BLDGS 1, 2,	255,000.00	0.00	20,000.00	235,000.00	9,912.50
04/08 ATM A44E BOWDITCH MASTER PLANS 1,2,3	5,070,000.00	0.00	565,000.00	4,505,000.00	194,425.00
4/08 ATM A44G Police Locker Room	20,000.00	0.00	5,000.00	15,000.00	940.00
4/08 ATM A44M Refuse Packer & Plow	100,000.00	0.00	15,000.00	85,000.00	4,462.50
4/08 ATM A46A 4Wheel Drive C&C/Plw 614	5,000.00	0.00	5,000.00	0.00	250.00
4/08 ATM A46H 4Wd C&C Utility Bdy/P 603	5,000.00	0.00	5,000.00	0.00	250.00
4/07 ATM A51F Sewer Sys Evalua CW-07-25	304,893.24	0.00	20,742.73	284,150.51	5,890.44
MPAT Nov 6, 2003/05 CW-02-24	152,395.44	0.00	19,049.43	133,346.01	6,792.65
ATM01 A25Q Park St Drainage	30,000.00	0.00	3,000.00	27,000.00	1,331.25
ATM01 A25Q Park St Drainage	180,000.00	0.00	15,000.00	165,000.00	5,800.00
ATM02 A21S Vaillencourt Pump	35,000.00	0.00	3,000.00	32,000.00	25,754.38
10/04 STM A13 High School Prog	1,238,000.00	0.00	111,000.00	1,127,000.00	31,530.01

Public Finance Section
(Revised July 2006)

4/06 ATM A30 KK Pump Station Replacement SRF 2958	83,000.00	0.00	6,000.00	77,000.00	15,760.00
4/07 ATM A51J Wastewater Pump CW 07 27MWPAT	197,476.02	0.00	13,434.97	184,041.05	3,815.17
04/09 ATM A39A MCAULIFFE LIBRARY RENOVATIONS	40,000.00	0.00	5,000.00	35,000.00	1,525.00
04/09 ATM A39D MEM BLDG UPGRADE MACHINES RM 1, 11	45,000.00	0.00	5,000.00	40,000.00	1,725.00
04/09 ATM A39F MAYNARD/MEM BLDG IMPROVES 1, 11	1,155,000.00	0.00	80,000.00	1,075,000.00	45,087.50
04/09 ATM A39H CUSHING MEMORIAL PARK	125,000.00	0.00	15,000.00	110,000.00	4,806.26
04/09 ATM39M RRC ROOF REPLACEMENT SUPPL	75,000.00	0.00	5,000.00	70,000.00	2,931.26
4/09 ATM A39O Roadway Im	300,000.00	0.00	75,000.00	225,000.00	8,063.75
04/09 ATM A39P SIDEWALK ACCESSABILTIY IMPROVEMENTS	40,000.00	0.00	10,000.00	30,000.00	1,500.00
04/09 ATM A 39Y DDC ENERGY CONSERV CNTRLS	135,000.00	0.00	10,000.00	125,000.00	5,250.00
4/09 ATM A39Z Undergrnd TANK REMOVAL	28,000.00	0.00	2,000.00	26,000.00	4,791.88
4/09 ATM A39BB ADA Upgrd	210,000.00	0.00	15,000.00	195,000.00	4,528.13
4/09 ATM A39CC Brck Wl F FULLER MIDDLE SCHOOL	12,000.00	0.00	4,000.00	8,000.00	5,375.00
4/07 ATM A49B Main Lib Door &	23,000.00	0.00	2,000.00	21,000.00	2,978.75
4/07 ATM A49J Memorial Bldg St	123,000.00	0.00	11,000.00	112,000.00	9,053.13
4/07 ATM A49L Maynard Chimney	324,000.00	0.00	24,000.00	300,000.00	6,955.63
4/07 ATM A49P Old Sr Ctr Roof	20,000.00	0.00	3,000.00	17,000.00	2,885.63
4/07 ATM A49Q Maynard Window G	122,000.00	0.00	12,000.00	110,000.00	2,583.13
4/07 ATM A49R Maynard F&R Door	5,000.00	0.00	1,000.00	4,000.00	753.75
04/07 ATM A49S ADA PHASE 1 COMPLIANCE MUNI BLDGS	150,000.00	0.00	15,000.00	135,000.00	5,806.26
4/07 ATM A51K Herbert St Sewer CW-07-27	1,288,352.99	0.00	87,651.03	1,200,701.96	24,890.55
4/07 ATM A51K Herbert St Sewer CW-07-27	192,143.62	0.00	11,094.59	181,049.03	3,729.52
4/07 ATM A51K Herbert St Sewer (Amended 10/27/09)	32,000.00	0.00	3,000.00	29,000.00	1,098.75
4/08 ATM A15 Edgl Lib Acdemy Vill R	31,000.00	0.00	3,000.00	28,000.00	12,175.63
4/08 ATM A44C Main Library Renovati	85,000.00	0.00	8,000.00	77,000.00	2,626.88
4/08 ATM A44D McAuliffe Lib Renvtn	44,000.00	0.00	4,000.00	40,000.00	8,395.63
05/10 ATM A24G POLICE COMM UPGRADE	45,000.00	0.00	10,000.00	35,000.00	1,750.00
05/10 ATM A24H ROADWAY IMPROVEMENTS	250,000.00	0.00	50,000.00	200,000.00	10,000.00
05/10 ATM A24K MAPLE ST CULVERT ST REPAIRS	135,000.00	0.00	10,000.00	125,000.00	5,256.26
05/10 ATM A24O DDC ENERGY CNTRL PHASE 4	240,000.00	0.00	20,000.00	220,000.00	9,393.76
05/10 ATM A24P BARBIERI COOPER ROOF	135,000.00	0.00	10,000.00	125,000.00	5,256.26
05/10 ATM A24R ADA UPGRADES	220,000.00	0.00	15,000.00	205,000.00	8,587.50
05/10 ATM A24T SCHOOL BURNERS/BOILERS REPLACE	120,000.00	0.00	10,000.00	110,000.00	4,656.26
05/06 atm art 30mm & 05/07 atm art 51b Water St. Sewer Replacement Cw-06-25-A	1,188,943.81	0.00	68,823.52	1,120,120.29	23,090.64
05/09 ATM A 41D MWPAT CWS-09-17 EAST FRAMINGHAM SEWER IMPROVE	6,644,505.00	0.00	383,661.00	6,260,844.00	129,053.49
05/09 ATM A 41D MWPAT CWS-09-17 EAST FRAMINGHAM SEWER IMPROVE	19,186,220.00	0.00	945,001.00	18,241,219.00	374,274.39
05/09 ATM A39W &41E MWPAT CWS-09-11	2,949,850.25	0.00	171,138.33	2,778,711.92	57,285.62
05/09 ATM A39W &41E MWPAT CWS-09-11	1,330,852.00	0.00	75,998.00	1,254,854.00	26,617.04
05/07 ATM A51J MWPAT CW 07 27 A	147,486.17	0.00	8,562.46	138,923.71	2,864.10
05/07 ATM A51J MWPAT CWS 07 27 A	2,381,825.71	0.00	137,622.39	2,244,203.32	46,262.69
05/08 ATM 47 J SSE MWPAT CW 09 29	242,285.50	0.00	13,998.27	228,287.23	4,705.73
MWPAT CW 09 30 4/09 ATM A41E Swr Eval	244,227.15	0.00	14,171.40	230,055.75	4,742.83
MWPAT CW 06 26A -4/06 A30KK Pump Stn Rpl SRF	92,374.35	0.00	6,902.16	85,472.19	1,778.46
04/08 ATM A46I GRANT ST WATER MAIN REPLACEMENT	90,000.00	0.00	10,000.00	80,000.00	3,531.26

Public Finance Section
(Revised July 2006)

04/08 ATM A46T POND ST WATER MAIN REPLACEMENT	150,000.00	0.00	10,000.00	140,000.00	5,862.50
05/10 ATM A 26A MWPAT CWP-10-18 Grant St	1,185,388.00	0.00	58,385.00	1,127,003.00	23,123.91
05/08 ATM 47J CW-08-26	459,895.00	0.00	22,652.00	437,243.00	8,971.38
05/09 ATM A41M MWRA LOAN Coburn St Water	84,986.55	0.00	84,986.55	0.00	0.00
MWPAT 07 25B	5,417.00	0.00	365.00	5,052.00	104.69
05/09 ATM ART 39T Pearl Harbor Dr Stormwater	80,000.00	0.00	5,000.00	75,000.00	2,625.00
05/09 ATM ART 39U Carter Drive Outfall Repair	85,000.00	0.00	5,000.00	80,000.00	2,775.00
05/09 ATM ART 39DD Network Infrastructure improvements	90,000.00	0.00	25,000.00	65,000.00	3,250.00
05/10 ATM 24C Replace Engine #7	55,000.00	0.00	55,000.00	0.00	1,100.00
05/10 ATM A24F PLAYGROUND	45,000.00	0.00	5,000.00	40,000.00	1,700.00
05/10 ATM A24I SIDEWALK/ACCESSABILITY	70,000.00	0.00	10,000.00	60,000.00	2,556.26
05/10 ATM A24L Wickford Road Bridge - Evaluation & Rehabilitation Design	20,000.00	0.00	20,000.00	0.00	400.00
05/10 ATM A24O DDC Energy Conserv (Barbeiri School)	15,000.00	0.00	5,000.00	10,000.00	500.00
05/10 ATM A24V Main Library Building Improvements	12,285.42	0.00	10,000.00	2,285.42	1,000.00
05/10 ATM A 24 LIBRARY GENERATOR	17,714.58	0.00	0.00	17,714.58	0.00
05/10 ATM A24W LIBRARY GARAGE IMPROVEMENTS	55,000.00	0.00	5,000.00	50,000.00	1,912.50
05/10 ATM A24N IP Phone & Security	90,000.00	0.00	90,000.00	0.00	1,800.00
05/10 ATM A24Q Barbeiri Elementary School	425,000.00	0.00	25,000.00	400,000.00	13,875.00
5/19/2011 ATM A31B REPLACE DEFIBRILATORS	5,000.00	0.00	5,000.00	0.00	100.00
5/19/2011 ATM A31D LIBRARY GARAGE REPAIRS	5,000.00	0.00	5,000.00	0.00	100.00
5/19/2011 ATM A31E LIBRARY WINDOW REPLACEMENT & REPAIRS	80,000.00	0.00	5,000.00	75,000.00	2,625.00
5/19/2011 ATM A31G LIBRARY DESIGN FOR HANDICAP	5,000.00	0.00	5,000.00	0.00	100.00
5/19/2011 ATM A31H F250 4x4 REG CAB PICKUP	5,000.00	0.00	5,000.00	0.00	100.00
5/19/2011 ATM A31J BEACH DOCK REPLACEMENT PHASE 1	20,000.00	0.00	5,000.00	15,000.00	750.00
5/19/2011 ATM A31L PC MOBILE LABTOP REPLACEMENT	35,000.00	0.00	35,000.00	0.00	700.00
5/19/2011 ATM A31M INGROUND FUEL TANK MONITORING SYST	5,000.00	0.00	5,000.00	0.00	100.00
5/19/2011 ATM A31O BRUSH CHIPPER # 481	25,000.00	0.00	25,000.00	0.00	500.00
5/19/2011 ATM A31P 4WD HD CAB & CHASSIS W/PICK UP BODY & PLOW # 402	10,000.00	0.00	10,000.00	0.00	200.00
5/19/2011 ATM A31Q 4WD HD CAB & CHASSIS W/PICK UP BODY & PLOW # 502	10,000.00	0.00	10,000.00	0.00	200.00
5/19/2011 ATM A31R 4WD HD CAB & CHASSIS W/ UTILITY BODY	10,000.00	0.00	10,000.00	0.00	200.00
5/19/2011 ATM A31S 15K GVW 4WD CAB & CHASSIS W/DUMP	10,000.00	0.00	10,000.00	0.00	200.00
5/19/2011 ATM A31T HEAVY DUTY 4WD CAB & CHASSIS W PICKUP 403	10,000.00	0.00	10,000.00	0.00	200.00
5/19/2011 ATM A31W SIDEWALK TRACTOR W SNOW PLOW & SNOW BLOWER	35,000.00	0.00	35,000.00	0.00	700.00
5/19/2011 ATM A31X 15000 GVW 4WD CAB & CHASSIS W DUMP BODY 410	15,000.00	0.00	15,000.00	0.00	300.00
5/19/2011 ATM A31Y ROADWAY IMPROVEMENTS	1,255,000.00	0.00	115,000.00	1,140,000.00	43,775.00
5/19/2011 ATM A31BB 40,000 GVW 4WD UNDERBIDY SCRAPER # 423	50,000.00	0.00	50,000.00	0.00	1,000.00
5/19/2011 ATM A31CC 2 WING PLOWS FOR EXISTING VEHICLES	10,000.00	0.00	10,000.00	0.00	200.00
5/19/2011 ATM A31FF HEAVY DUTY 4WD CAB & CHASSIS 51	10,000.00	0.00	10,000.00	0.00	200.00
5/19/2011 ATM A31HH DCC ENERGY CONSERV PROGRAM	320,000.00	0.00	20,000.00	300,000.00	10,500.00
5/19/2011 ATM A31MM ADA COMPLIANT PLAYGROUND	100,000.00	0.00	10,000.00	90,000.00	3,612.50
5/19/2011 ATM A31U 4000 GVW CAB & CHASSIS # 465	50,000.00	0.00	50,000.00	0.00	1,000.00
5/19/2011 ATM A31GG TECH UPGRADE THROUGHOUT DISTRICT	100,000.00	0.00	100,000.00	0.00	2,000.00
5/19/2011 ATM A31II ROOFTOP AHU'S & VENTILATION EQUIPMENT	190,000.00	0.00	15,000.00	175,000.00	6,300.00
5/19/2011 ATM A31KK PAVING REPLACEMENT-ALL SCHOOLS	340,000.00	0.00	35,000.00	305,000.00	11,725.00

Public Finance Section
(Revised July 2006)

5/19/2011 ATM A31LL NEW EMERGENCY GENERATOR	25,000.00	0.00	25,000.00	0.00	500.00
5/19/2011 ATM A31OO CONSTRUCTION PARKING LOT BARBEIRI SCHOOL	120,000.00	0.00	15,000.00	105,000.00	4,075.00
05/10 ATM A 24M Beaver Dam Brook/Farm Pond Phase I - High Risk Structure Replacement	120,000.00	0.00	10,000.00	110,000.00	4,087.50
5/19/2011 ATM A31C REPLACE MULTIHAZARD GAS METERS	5,000.00	0.00	5,000.00	0.00	100.00
5/19/2011 ATM A31V SIDEWALK TRACTOR W SNOW PLOW & SNOW BLOWER	30,000.00	0.00	30,000.00	0.00	600.00
5/19/2011 ATM A31Z SIDEWALK ACCESS IMPROVE PHASE 2	110,000.00	0.00	10,000.00	100,000.00	3,825.00
05/03/2012 ATM A 31J SIDEWALK ACCESS IMPROVEMENTS	120,000.00	0.00	10,000.00	110,000.00	4,050.00
5/11 ATM A31SS Munis Financial Sys	35,000.00	0.00	10,000.00	25,000.00	1,500.00
5/11 ATM A31TT Mobile Field Inspec	15,000.00	0.00	5,000.00	10,000.00	625.00
5/11 ATM A31UU Asset Management	5,000.00	0.00	5,000.00	0.00	125.00
05/10 ATM A24N IP PHONE & SECURITY SYST SCHOOL DISTRICR	90,000.00	0.00	45,000.00	45,000.00	3,375.00
5/11 ATM A31DD 78,000 GVW Cab and	115,000.00	0.00	60,000.00	55,000.00	4,250.00
5/12 ATM A31G F350 4X4 Maint Body	20,000.00	0.00	10,000.00	10,000.00	750.00
5/12 ATM A31K 15K GVW Dump & Plow	30,000.00	0.00	15,000.00	15,000.00	1,125.00
5/12 ATM A31L 4WD Platform, #409	20,000.00	0.00	10,000.00	10,000.00	750.00
5/12 ATM A31N 40K 4WD Dump #442	110,000.00	0.00	55,000.00	55,000.00	4,125.00
5/12 ATM A31P Front End Loader #521	105,000.00	0.00	55,000.00	50,000.00	3,875.00
5/13 A18PP Network Data Strge	85,000.00	0.00	15,000.00	70,000.00	3,875.00
5/12 ATM A31E Town Building Securit	15,000.00	0.00	5,000.00	10,000.00	625.00
5/12 ATM A31BB Mem Bldg Fire Supr D	15,000.00	0.00	10,000.00	5,000.00	500.00
5/12 ATM A31CC Village Hall Boiler	70,000.00	0.00	5,000.00	65,000.00	2,862.50
5/13 A18A Enrgy Mgt Softwre	15,000.00	0.00	5,000.00	10,000.00	625.00
5/11 ATM A31QQ Town Buildings	265,000.00	0.00	15,000.00	250,000.00	10,750.00
5/11 ATM A31QQ Town Buildings	35,000.00	0.00	5,000.00	30,000.00	1,625.00
5/11 ATM A31QQ Town Buildings	5,000.00	0.00	5,000.00	0.00	125.00
05/10 ATM A24C REPLACE ENGINE 7 PUMPER	5,000.00	0.00	5,000.00	0.00	125.00
5/11 ATM A31A Replace Ladder 3 Fir	485,000.00	0.00	245,000.00	240,000.00	18,125.00
5/12 ATM A31C Replace Fire Engine 1	270,000.00	0.00	135,000.00	135,000.00	10,125.00
05/10 ATM A24H ROADWAY IMPROV 2011	300,000.00	0.00	30,000.00	270,000.00	13,050.00
5/11 ATM A31N Stormwater Managemnt	90,000.00	0.00	45,000.00	45,000.00	3,375.00
5/11 ATM A31Y Roadway Improvements	70,000.00	0.00	10,000.00	60,000.00	2,881.26
5/12 ATM A31M Roadway Improv 2013	2,130,000.00	0.00	180,000.00	1,950,000.00	89,093.76
5/13 A18X FY14 Sidewalk Acces	170,000.00	0.00	15,000.00	155,000.00	7,237.50
5/11 ATM A31AA Front End Loader Mo	25,000.00	0.00	20,000.00	5,000.00	750.00
5/13 A18U 3CY Loader	40,000.00	0.00	15,000.00	25,000.00	1,625.00
5/13 A18V Sander Copusprd	15,000.00	0.00	5,000.00	10,000.00	625.00
05/10 ATM A24V MAIN LIBRARY BLDG IMPROV	65,000.00	0.00	10,000.00	55,000.00	2,712.50
5/12 ATM A31A Lib Handicap Ramp Con	375,000.00	0.00	25,000.00	350,000.00	15,437.50
10/12 STM A9 Lexington St Garage	525,000.00	0.00	45,000.00	480,000.00	22,018.76
5/11 ATM A31K Butterworth Phase 1	10,000.00	0.00	5,000.00	5,000.00	375.00
5/13 A18I Toro Grndmster	55,000.00	0.00	20,000.00	35,000.00	2,250.00
5/13 A18J F350 4X4 Crw Cb	20,000.00	0.00	10,000.00	10,000.00	750.00
5/13 A18K 8,800 GVW	20,000.00	0.00	10,000.00	10,000.00	1,000.00
5/12 ATM A31H Arena Repairs	10,000.00	0.00	5,000.00	5,000.00	375.00

Public Finance Section
(Revised July 2006)

5/13 A18MM Ford Expendition	15,000.00	0.00	5,000.00	10,000.00	625.00
5/12 ATM A31X Cisco UCM Upgrade	30,000.00	0.00	5,000.00	25,000.00	1,375.00
5/12 ATM A31Y Virtual Environ Replc	40,000.00	0.00	10,000.00	30,000.00	1,750.00
5/12 ATM A31Z Archived Doc Scan P1	10,000.00	0.00	5,000.00	5,000.00	375.00
5/13 A18F Pick-up Rplc	25,000.00	0.00	10,000.00	15,000.00	750.00
5/11 ATM A31JJ ADA Upgrade to Curb	250,000.00	0.00	25,000.00	225,000.00	10,725.00
5/13 5/13 A18CC Tech Upgrd P3	365,000.00	0.00	55,000.00	310,000.00	16,875.00
5/13 A18DD DDC Energy Control	195,000.00	0.00	15,000.00	180,000.00	7,925.00
5/13 A18GG FY14 HVAC & AHU-MS	300,000.00	0.00	20,000.00	280,000.00	12,325.00
5/13 FY14 Mech Elc Plming	90,000.00	0.00	5,000.00	85,000.00	3,650.00
5/13 A18II Lawn Mower	55,000.00	0.00	20,000.00	35,000.00	2,250.00
5/13 A18JJ Dump Truck/Plow	25,000.00	0.00	10,000.00	15,000.00	1,000.00
5/13 A18KK Floor Tile Rplcmnt	665,000.00	0.00	40,000.00	625,000.00	27,175.00
5/13 A18LL Generator McCarthy	30,000.00	0.00	10,000.00	20,000.00	1,250.00
5/12 ATM A31Q Rooftop AHU Multi P#2	150,000.00	0.00	75,000.00	75,000.00	5,625.00
5/12 ATM A31R Mech, Elect, Plumb #1	70,000.00	0.00	40,000.00	30,000.00	2,500.00
5/12 ATM A31S ADA Upgrade toCurb #2	250,000.00	0.00	25,000.00	225,000.00	10,400.00
5/12 ATM A31T Technology Upgrades 2	95,000.00	0.00	15,000.00	80,000.00	4,375.00
5/12 ATM A31U Paving Stormwtr Study	15,000.00	0.00	10,000.00	5,000.00	500.00
5/12 ATM A31V Fuller/Farley Study	90,000.00	0.00	45,000.00	45,000.00	3,375.00
5/12 ATM A31W DDC Energy Cons Prgm	260,000.00	0.00	20,000.00	240,000.00	10,950.00
05/10 ATM A26C SEWER SYST EVALUATION PHS 5 CWP-10-17	286,770.85	0.00	14,124.68	272,646.17	5,594.17
5/19/2011 ATM A32E 40 GVW PLOW # 631	140,000.00	0.00	25,000.00	115,000.00	5,150.00
4/09 ATM A39DD Network I	5,000.00	0.00	5,000.00	0.00	125.00
5/11 ATM A31N Stormwater Managemnt	75,000.00	0.00	25,000.00	50,000.00	3,125.00
5/12 ATM A31E Town Building Securit	25,000.00	0.00	5,000.00	20,000.00	1,125.00
5/12 ATM A31F Plygrnd Safety Mulch1	10,000.00	0.00	5,000.00	5,000.00	375.00
5/13 A18D Arerail Bckt Truck	170,000.00	0.00	25,000.00	145,000.00	7,875.00
5/13 A18E Prtctve Cloth Rplcm	85,000.00	0.00	25,000.00	60,000.00	3,625.00
5/13 A18G Zamboni	105,000.00	0.00	15,000.00	90,000.00	4,875.00
5/13 A18W Rpair Shop Air Unit	20,000.00	0.00	5,000.00	15,000.00	875.00
5/13 A18S Log Loader Atch	40,000.00	0.00	20,000.00	20,000.00	1,500.00
5/13 A18T Sidewalk Tractor #4	110,000.00	0.00	40,000.00	70,000.00	4,500.00
5/13 A18U 3CY Loader	8,000.00	0.00	4,000.00	4,000.00	300.00
5/13 A18V Sander Copusprd	4,000.00	0.00	2,000.00	2,000.00	150.00
5/13 A18W FY14 Roadway Imprv	2,780,000.00	0.00	220,000.00	2,560,000.00	115,125.00
5/13 A18Z 68K Cab Chs Rolloff	150,000.00	0.00	50,000.00	100,000.00	6,250.00
5/13 A18OO Public Safety Srvr	75,000.00	0.00	10,000.00	65,000.00	3,500.00
5/14 ATM A16N FY15 Roadway Imprvmn	465,000.00	0.00	35,000.00	430,000.00	19,150.00
5/14 ATM A16U FY15 Sidewalk/Access	185,000.00	0.00	15,000.00	170,000.00	7,800.00
5/11 ATM A33E Technology Park Sewe	560,000.00	0.00	25,000.00	535,000.00	21,350.00
5/11 ATM A33H Irving, Herbert, Lor	185,000.00	0.00	10,000.00	175,000.00	7,137.50
5/11 ATM A33J Worcester Road Pumpi	1,150,000.00	0.00	50,000.00	1,100,000.00	43,712.50
5/13 A20A Rpair Shop Air Unit	20,000.00	0.00	5,000.00	15,000.00	875.00

Public Finance Section
(Revised July 2006)

5/13 A20B Trailer Generators	75,000.00	0.00	25,000.00	50,000.00	3,125.00
5/13 A20E Bethany Rd & Winthr	360,000.00	0.00	15,000.00	345,000.00	13,650.00
5/13 A18EE FY14 ADA Upgrades	130,000.00	0.00	10,000.00	120,000.00	5,281.26
5/13 A18FF FY14 Paving/Storm	645,000.00	0.00	55,000.00	590,000.00	26,937.50
5/14 ATM A16AC Technology Upgrades	410,000.00	0.00	55,000.00	355,000.00	19,125.00
5/14 ATM A16AE DDC Energy Consrvtn	95,000.00	0.00	5,000.00	90,000.00	3,656.26
5/14 ATM A16AF Furniture Rplce P#1	80,000.00	0.00	20,000.00	60,000.00	3,500.00
5/14 ATM A16AG Asbestos Flr Tile#2	255,000.00	0.00	15,000.00	240,000.00	10,000.00
5/14 ATM A16AJ Paving/Stormwter 15	325,000.00	0.00	25,000.00	300,000.00	13,475.00
5/14 ATM A16AK ADA Upgrades FY15	120,000.00	0.00	10,000.00	110,000.00	5,087.50
5/14 ATM A16AM Mechl Elct Plumb 15	85,000.00	0.00	5,000.00	80,000.00	3,312.50
5/14 ATM A16AQ Athl Equip Storage	40,000.00	0.00	10,000.00	30,000.00	1,750.00
4/09 ATM A39F Maynard/Memorial Bldg	51,000.00	0.00	6,000.00	45,000.00	2,400.00
4/09 ATM A39DD Network I	55,000.00	0.00	15,000.00	40,000.00	2,375.00
05/10 ATM A24U MEMORIAL/MAYNARD BLDG IMPROV	858,326.00	0.00	58,326.00	800,000.00	33,795.65
5/12 ATM A31H Arena Repairs	28,383.00	0.00	8,383.00	20,000.00	1,209.58
5/11 ATM A31K Butterworth Phase 1	24,600.00	0.00	9,600.00	15,000.00	990.00
5/12 ATM A31O 72K Refuse Packer 511	274,000.00	0.00	74,000.00	200,000.00	11,850.00
5/11 ATM A31QQ Town Buildings	8,500.00	0.00	8,500.00	0.00	212.50
5/11 ATM A31TT Mobile Field Inspec	15,381.00	0.00	5,381.00	10,000.00	634.53
5/11 ATM A31UU Asset Management	23,902.00	0.00	8,902.00	15,000.00	972.55
5/12 ATM A31I Emergency Generator 1	54,060.00	0.00	14,060.00	40,000.00	2,351.50
5/13 STM A1 McAuliffe Brnch Library	3,100,000.00	0.00	155,000.00	2,945,000.00	120,318.76
5/13 ATM A18C Pearl St Grge Rprs	8,000.00	0.00	3,000.00	5,000.00	325.00
5/13 A18E Prtctve Cloth Rplcm	540.00	0.00	540.00	0.00	13.50
5/13 ATM A18H Arena Renov Design	35,117.00	0.00	15,117.00	20,000.00	1,377.93
5/13 ATM A18L Cushng Park Phase 5	237,600.00	0.00	27,600.00	210,000.00	10,190.00
5/13 ATM A18M Water St Rtng Wall Cn	420,000.00	0.00	25,000.00	395,000.00	16,975.00
5/13 ATM A18N Saxonville Levee Pump	20,000.00	0.00	10,000.00	10,000.00	750.00
5/13 Campello Rd Drain	38,000.00	0.00	8,000.00	30,000.00	1,700.00
5/13 A18P NPDES Permit Plan	2,000.00	0.00	2,000.00	0.00	50.00
5/13 ATM A18R Trsfr Stn Demo & Dsgn	35,500.00	0.00	10,500.00	25,000.00	1,512.50
5/13 ATM A18W FY14 Roadway Imprv	200,000.00	0.00	20,000.00	180,000.00	8,600.00
5/13 ATM A18AA 72K Packer/Plow #514	300,000.00	0.00	75,000.00	225,000.00	13,125.00
5/13 ATM A18NN FY14 Traffic Calming	155,700.00	0.00	20,700.00	135,000.00	6,967.50
5/13 ATM A18OO Public Safety Server	3,900.00	0.00	3,900.00	0.00	97.50
5/13 ATM A18QQ Archived Document Sc	41,000.00	0.00	16,000.00	25,000.00	1,650.00
5/13 ATM A18RR Mmrial Bldg Study	40,000.00	0.00	15,000.00	25,000.00	1,625.00
5/13 ATM A18SS Athenaeum Hall Study	130,000.00	0.00	10,000.00	120,000.00	5,256.26
5/13 ATM A18TT Village Hall Study	35,000.00	0.00	5,000.00	30,000.00	1,625.00
5/14 ATM A16A Replace Engine 5	574,120.00	0.00	119,120.00	455,000.00	25,728.00
5/14 ATM A16B Protive Clothing P#2	1,700.00	0.00	1,700.00	0.00	42.50
5/14 ATM A16C Pick-up Signal Div	57,137.00	0.00	17,137.00	40,000.00	2,428.43
5/14 ATM A16D RFID Coll Security	25,000.00	0.00	15,000.00	10,000.00	875.00

Public Finance Section
(Revised July 2006)

5/14 ATM A16E Edwards Cemetery Road	64,710.00	0.00	9,710.00	55,000.00	2,792.75
5/14 ATM A16F Callahan Sr Ctr Ent	105,000.00	0.00	10,000.00	95,000.00	4,600.00
5/14 ATM A16G Ford F650 J-Hook	67,245.00	0.00	22,245.00	45,000.00	2,806.13
5/14 ATM A16H F350 4x4 Crew Cab Pi	41,710.00	0.00	11,710.00	30,000.00	1,792.75
5/14 ATM A16I F350 4x4 Regular Cab	37,395.00	0.00	12,395.00	25,000.00	1,559.88
5/14 ATM A16J Mary Denson/Skate Ds	60,000.00	0.00	15,000.00	45,000.00	2,625.00
5/14 ATM A16K Emer Generator P#2	330,000.00	0.00	80,000.00	250,000.00	14,500.00
5/14 ATM A16L 15 Drain Sys Wtr Qlt	17,000.00	0.00	7,000.00	10,000.00	675.00
5/14 ATM A16M Fuel Islnd Wstrn Ave	16,000.00	0.00	6,000.00	10,000.00	650.00
5/14 ATM A16N FY15 Roadway Imprvmn	3,350,000.00	0.00	240,000.00	3,110,000.00	142,500.00
5/14 ATM A16O FY15 Traffic Calming	83,775.00	0.00	23,775.00	60,000.00	3,594.38
5/14 ATM A16P 4Wd Pickup #402	42,067.00	0.00	12,067.00	30,000.00	1,801.68
5/14 ATM A16Q 15k Rack Truck #409	44,092.00	0.00	14,092.00	30,000.00	1,852.30
5/14 ATM A16R18K 4wd Dump #411	67,350.00	0.00	22,350.00	45,000.00	2,808.75
5/14 ATM A16S Mntd Snow Blowr#451A	105,980.00	0.00	30,980.00	75,000.00	4,524.50
5/14 ATM A16V 6 Cy Spreader #422A	37,085.00	0.00	12,085.00	25,000.00	1,552.13
5/14 ATM A16W Sidewalk Tractor#464	136,021.00	0.00	36,021.00	100,000.00	5,900.53
5/14 ATM A16X 40K Dump #421	196,427.00	0.00	51,427.00	145,000.00	8,535.68
5/14 ATM A16Y 6 CY Spreader #421A	35,965.00	0.00	10,965.00	25,000.00	1,524.13
5/14 ATM A16AA Refuse Clctn Carts	998,135.00	0.00	253,135.00	745,000.00	43,578.38
5/14 ATM A16AB 4 Packers 511-514	1,190,000.00	0.00	300,000.00	890,000.00	52,000.00
5/14 ATM A16AN Rack Truck/Lift Gat	37,378.00	0.00	12,378.00	25,000.00	1,559.45
5/14 ATM A16AO Utility Body Truck	43,000.00	0.00	13,000.00	30,000.00	1,825.00
5/14 ATM A16AP Utility Body Truck	44,963.00	0.00	14,963.00	30,000.00	1,874.08
5/14 ATM A16AR Fire Mobile Data	66,500.00	0.00	11,500.00	55,000.00	3,037.50
5/14 ATM A16AT Archived Doc Scan#3	79,000.00	0.00	24,000.00	55,000.00	3,350.00
5/14 ATM A16AU Comp Server Room Up	293,000.00	0.00	78,000.00	215,000.00	12,700.00
5/14 ATM A16AV Danforth SpcStdy P2	17,100.00	0.00	7,100.00	10,000.00	677.50
10/14 STM A17 Mary Denison Park T&R	85,000.00	0.00	25,000.00	60,000.00	3,625.00
5/15 ATM A12B Prtive Clothing P#3	57,057.00	0.00	17,057.00	40,000.00	2,426.43
5/15 ATM A12AI Unified Computing Sy	154,000.00	0.00	34,000.00	120,000.00	6,850.00
5/15 ATM A12U Roadway Improv FY2016	1,400,000.00	0.00	95,000.00	1,305,000.00	58,625.00
5/15 ATM A12V Drainage & H2O Qulty	17,000.00	0.00	7,000.00	10,000.00	675.00
5/14 ATM A17M Fuel Islnd Wstrn Ave	15,928.00	0.00	5,928.00	10,000.00	648.20
5/15 ATM A13K Indian Head Wtr Tank	52,679.00	0.00	12,679.00	40,000.00	2,316.98
5/10 ATM A26B Tech Park Acqusition	146,211.00	0.00	11,730.00	134,481.00	6,862.00
5/13 ATM A20B Trailer Generators	22,000.00	0.00	9,000.00	13,000.00	875.00
5/13 ATM A20F FY14 Sewer Main Replc	175,000.00	0.00	10,000.00	165,000.00	7,087.50
5/13 A20G Speen St Frce Mn D	34,700.00	0.00	14,700.00	20,000.00	1,367.50
5/14 ATM A18A 11K Service Body#772	54,240.00	0.00	19,240.00	35,000.00	2,231.00
5/14 ATM A18B 60K Flusher #740	321,228.00	0.00	66,228.00	255,000.00	14,405.70
5/14 ATM A18C Wastewtr Master Plan	78,527.00	0.00	23,527.00	55,000.00	3,338.18
5/14 ATM A18D Swr Pump Statn FY15	206,920.00	0.00	51,920.00	155,000.00	9,048.00
5/14 ATM A18F Wavrly/Wnthrp Design	648,000.00	0.00	33,000.00	615,000.00	24,512.50

Public Finance Section
(Revised July 2006)

5/14 ATM A18K Eastlgh Ltle Frm PS	60,965.00	0.00	15,965.00	45,000.00	2,649.13
5/14 ATM A18L Fuel Islnd Wstrn Av	15,928.00	0.00	5,928.00	10,000.00	648.20
5/15 ATM A14F Sewer Improv FY16	18,285.00	0.00	8,285.00	10,000.00	707.13
5/15 ATM A14G Pump Station Rplce FY	21,378.00	0.00	6,378.00	15,000.00	909.45
5/13 A18EE FY14 ADA Upgrades	100,000.00	0.00	5,000.00	95,000.00	3,881.26
5/13 ATM A18FF FY14 Paving/Strm Wtr	25,000.00	0.00	5,000.00	20,000.00	1,125.00
5/13 ATM A18HH FY14 Mech, Elec, Plm	39,000.00	0.00	4,000.00	35,000.00	1,850.00
5/14 ATM A16AC Technology Upgrades	205,327.00	0.00	39,673.00	165,654.00	12,741.83
5/14 ATM A16AC Technology Upgrades	274,673.00	0.00	55,327.00	219,346.00	8,883.18
5/14 ATM A16AD King Schl Elevator	270,000.00	0.00	15,000.00	255,000.00	10,731.26
5/14 ATM A16AE DDC Energy Consrvtn	135,000.00	0.00	35,000.00	100,000.00	5,875.00
5/14 ATM A16AF Furniture Rplce P#1	200,000.00	0.00	50,000.00	150,000.00	8,750.00
5/14 ATM A16AG Asbestos Flr Tile#2	174,000.00	0.00	14,000.00	160,000.00	6,956.26
5/14 ATM A16AH Food Srvcs Equip P1	60,000.00	0.00	15,000.00	45,000.00	2,625.00
5/14 ATM A16AJ Paving/Stormwter 15	235,000.00	0.00	20,000.00	215,000.00	10,050.00
5/14 ATM A16AK ADA Upgrades FY15	90,000.00	0.00	10,000.00	80,000.00	3,850.00
5/14 ATM A16AL HVAC Replace FY15	23,000.00	0.00	3,000.00	20,000.00	1,075.00
5/14 ATM A16AM Mechl Elct Plumb 15	100,000.00	0.00	10,000.00	90,000.00	4,350.00
5/15 ATM A12X Technology Upgrades 2	660,393.00	0.00	70,393.00	590,000.00	31,259.83
5/15 ATM A12X Technology Upgrades 2	60,840.00	0.00	15,840.00	45,000.00	2,646.00
5/15 ATM A12Y Stapleton Schl Asbest	263,534.00	0.00	33,534.00	230,000.00	12,338.35
5/15 ATM A12Z Schl Security Enhance	87,315.00	0.00	22,315.00	65,000.00	3,807.88
5/15 ATM A12AA Food Service Equip F	99,723.00	0.00	24,723.00	75,000.00	4,368.08
5/15 ATM A12AF Schl Furniture FY16	119,097.00	0.00	29,097.00	90,000.00	5,227.43
5/15 ATM A12AH Cube Truck Food Serv	39,002.00	0.00	14,002.00	25,000.00	1,600.05
4/09 ATM A39DD Network Infrsture Im	0.00	1,064.00	0.00	1,064.00	8.45
5/11 ATM A31K Butterworth Phase 1	0.00	6,850.00	0.00	6,850.00	54.42
5/11 ATM A31QQ Town Buildings	0.00	3,771.00	0.00	3,771.00	29.96
5/12 ATM A31B Design Library Renova	0.00	1,521.00	0.00	1,521.00	12.08
5/12 ATM A31H Arena Repairs	0.00	3,790.00	0.00	3,790.00	30.11
5/13 STM A1 McAuliffe Brnch Library	0.00	723,925.00	0.00	723,925.00	10,994.52
5/13 ATM A18M Water St Rtng Wall Cn	0.00	35,672.00	0.00	35,672.00	501.87
5/13 ATM A18N Saxonville Levee Pump	0.00	11,919.00	0.00	11,919.00	94.69
5/13 ATM A18O Campello Rd Drain & C	0.00	50,662.00	0.00	50,662.00	640.81
5/13 ATM A18R Trsfr Stn Demo & Dsgn	0.00	19,695.00	0.00	19,695.00	216.05
5/13 ATM A18AA 72K Packer/Plow #514	0.00	21,500.00	0.00	21,500.00	230.39
5/13 ATM A18NN FY14 Traffic Calming	0.00	30,891.00	0.00	30,891.00	324.86
5/13 ATM A18QQ Archived Document Sc	0.00	147,079.00	0.00	147,079.00	2,062.21
5/13 ATM A18SS Athenaeum Hall Study	0.00	10,360.00	0.00	10,360.00	82.30
5/13 ATM A18TT Village Hall Study	0.00	1,650.00	0.00	1,650.00	13.11
5/14 ATM A16D RFID Coll Security	0.00	73,019.00	0.00	73,019.00	917.73
5/14 ATM A16E Edwards Cemetery Road	0.00	6,632.00	0.00	6,632.00	52.69
5/14 ATM A16F Callahan Sr Ctr Ent	0.00	262.00	0.00	262.00	2.08
5/14 ATM A16K Emer Generator P#2	0.00	16,788.00	0.00	16,788.00	133.37

Public Finance Section
(Revised July 2006)

5/14 ATM A16L 15 Drain Sys Wtr Qlt	0.00	67,498.00	0.00	67,498.00	933.46
5/14 ATM A16N FY15 Roadway Imprvmn	0.00	139,730.00	0.00	139,730.00	2,003.83
5/14 ATM A16O FY15 Traffic Calming	0.00	1,001.00	0.00	1,001.00	7.95
5/14 ATM A16Q 15k Rack Truck #409	0.00	16,300.00	0.00	16,300.00	189.08
5/14 ATM A16T 3.5 CY Loader #452	0.00	202,390.00	0.00	202,390.00	2,600.93
5/14 ATM A16Z Catch Basin Clnr449	0.00	359,383.00	0.00	359,383.00	4,801.49
5/14 ATM A16AB 4 Packers 511-514	0.00	140,579.00	0.00	140,579.00	1,692.79
10/14 STM A17 Mary Denison Park T&R	0.00	57,705.00	0.00	57,705.00	716.63
5/15 ATM A12A Thermal Imaging Camer	0.00	64,250.00	0.00	64,250.00	808.35
5/15 ATM A12B Prtive Clothing P#3	0.00	46,184.00	0.00	46,184.00	565.52
5/15 ATM A12E Cypress St Woodland I	0.00	1,550.00	0.00	1,550.00	12.31
5/15 ATM A12F Loring Arena Renovati	0.00	173,258.00	0.00	173,258.00	2,548.24
5/15 ATM A12G F350 4x4 Crew 10K GVW	0.00	38,985.00	0.00	38,985.00	468.60
5/15 ATM A12H M Dennison Pk Remedia	0.00	59,960.00	0.00	59,960.00	674.96
5/15 ATM A12I Animal Control Vehicl	0.00	60,768.00	0.00	60,768.00	721.10
5/15 ATM A12J Pub Safety Tech & Mai	0.00	47,008.00	0.00	47,008.00	552.20
5/15 ATM A12K Pedestrian Safety	0.00	44,500.00	0.00	44,500.00	552.14
5/15 ATM A12L Salem End Rd Bridge D	0.00	54,159.00	0.00	54,159.00	668.60
5/15 ATM A12M Fountain St Design	0.00	123,860.00	0.00	123,860.00	1,639.42
5/15 ATM A12N Union Ave Roadway	0.00	29,452.00	0.00	29,452.00	373.01
5/15 ATM A12O Landham Pond Dam Desi	0.00	41,439.00	0.00	41,439.00	527.82
5/15 ATM A12R 11k GVW 4WD Cab & Cha	0.00	58,059.00	0.00	58,059.00	719.44
5/15 ATM A12S 11k GVW 4wd Cab & Cha	0.00	39,535.00	0.00	39,535.00	472.97
5/15 ATM A12T Backhoe/Loader #450	0.00	120,045.00	0.00	120,045.00	1,609.11
5/15 ATM A12U Roadway Improv FY2016	0.00	2,781,932.00	0.00	2,781,932.00	41,822.99
5/15 ATM A12V Drainage & H2O Qulty	0.00	131,671.00	0.00	131,671.00	1,900.08
5/15 ATM A12W 2-68K Packers/plow	0.00	577,661.00	0.00	577,661.00	7,786.83
5/15 ATM A12AI Unified Computing Sy	0.00	8,102.00	0.00	8,102.00	64.37
5/15 ATM A12AK Callahan Sr Ctr Roof	0.00	288,000.00	0.00	288,000.00	4,274.11
5/15 ATM A12AL Main Lib Alarm Rplcm	0.00	17,588.00	0.00	17,588.00	139.73
5/15 ATM A12AM Pol Dpt Boilers	0.00	47,903.00	0.00	47,903.00	678.48
5/15 ATM A12AN Site Slctn #2 Watson	0.00	27,122.00	0.00	27,122.00	354.50
5/15 ATM A13A 33K GVW Cab & Cha#643	0.00	170,883.00	0.00	170,883.00	2,469.79
5/15 ATM A13B 15K GVW Cab/Plow #609	0.00	73,420.00	0.00	73,420.00	1,020.23
5/15 ATM A13C 15K GVW Cab/Plow #606	0.00	67,620.00	0.00	67,620.00	934.43
5/15 ATM A14A 70K GVW Vactor#738	0.00	422,263.00	0.00	422,263.00	5,400.34
5/15 ATM A14B 11K Cab Service #721	0.00	58,059.00	0.00	58,059.00	719.44
5/15 ATM A14C 11K Cab Service #725	0.00	58,058.00	0.00	58,058.00	639.99
5/15 ATM A14M 18K Cab Closed Camera	0.00	8,403.00	0.00	8,403.00	66.76
4/08 ATM A46J N Concord St Wtr Desi	0.00	32,227.00	0.00	32,227.00	375.19
4/08 ATM A46O Union Ave/Main St Dsg	0.00	44,895.00	0.00	44,895.00	614.86
5/14 ATM A16AR Fire Mobile Data	0.00	4,218.00	0.00	4,218.00	33.51
5/14 ATM A16AS Data Warehouse	0.00	77,793.00	0.00	77,793.00	1,094.69
5/14 ATM A16AS Data Warehouse	0.00	58,949.00	0.00	58,949.00	726.51

5/14 ATM A16AT Archived Doc Scan#3	0.00	92,440.00	0.00	92,440.00	1,131.61
5/14 ATM A17I Speen & Cchtuate Wtr	0.00	36,068.00	0.00	36,068.00	405.71
5/15 ATM A13K Indian Head Wtr Tank	0.00	484,015.00	0.00	484,015.00	6,407.31
5/10 ATM A26C Swr Syst Eval Survey	0.00	40,523.00	0.00	40,523.00	520.54
5/11 ATM A33E Technology Park Sewe	0.00	41,327.00	0.00	41,327.00	447.49
5/11 ATM A33H Irving, Herbert, Lor	0.00	21,738.00	0.00	21,738.00	272.00
5/11 ATM A33J Worcester Road Pumpi	0.00	373,686.00	0.00	373,686.00	4,696.64
5/13 ATM A20F FY14 Sewer Main Replc	0.00	71,520.00	0.00	71,520.00	965.41
5/14 ATM A18C Wastewtr Master Plan	0.00	148,762.00	0.00	148,762.00	1,876.97
5/14 ATM A18D Swr Pump Statn FY15	0.00	176,949.00	0.00	176,949.00	2,220.07
5/14 ATM A18F Wavrly/Wnthrp Design	0.00	182,901.00	0.00	182,901.00	2,664.57
5/14 ATM A18K Eastlgh Ltle Frm PS	0.00	205,178.00	0.00	205,178.00	2,682.66
5/15 ATM A14F Sewer Improv FY16	0.00	240,569.00	0.00	240,569.00	3,559.66
5/15 ATM A14G Pump Station Rplce FY	0.00	136,445.00	0.00	136,445.00	1,759.26
5/15 ATM A14I Shawmut Terrace Pump	0.00	106,517.00	0.00	106,517.00	1,402.33
5/15 ATM A14J Worcester Road Design	0.00	305,923.00	0.00	305,923.00	4,039.14
5/15 ATM A14K Lanewood Siphon Dsgn	0.00	42,268.00	0.00	42,268.00	494.68
5/13 ATM A18EE FY14 ADA Upgrades	0.00	7,666.00	0.00	7,666.00	60.90
5/13 ATM A18FF FY14 Paving/Strm Wtr	0.00	3,223.00	0.00	3,223.00	25.60
5/14 ATM A16AD King Schl Elevator	0.00	21,347.00	0.00	21,347.00	268.90
5/14 ATM A16AH Food Srvcs Equip P1	0.00	10,541.00	0.00	10,541.00	103.60
5/14 ATM A16AI Stpltn Rpntng Dsgn	0.00	500.00	0.00	500.00	3.97
5/14 ATM A16AJ Paving/Stormwter 15	0.00	6,280.00	0.00	6,280.00	49.89
5/14 ATM A16AK ADA Upgrades FY15	0.00	20,462.00	0.00	20,462.00	261.86
5/14 ATM A16AL HVAC Replace FY15	0.00	124,415.00	0.00	124,415.00	1,822.57
5/14 ATM A16AM Mechl Elct Plumb 15	0.00	36,821.00	0.00	36,821.00	510.99
5/15 ATM A12X Technology Upgrades 2	0.00	419,215.00	0.00	419,215.00	5,395.99
5/15 ATM A12Y Stapleton Schl Asbest	0.00	55,773.00	0.00	55,773.00	721.14
5/15 ATM A12Z Schl Security Enhance	0.00	208,105.00	0.00	208,105.00	2,666.20
5/15 ATM A12AA Food Service Equip F	0.00	33,713.00	0.00	33,713.00	367.14
5/15 ATM A12AB Mech Elec Plum FY16	0.00	137,921.00	0.00	137,921.00	2,009.32
5/15 ATM A12AC Curbs Sidwlks Ramps	0.00	36,887.00	0.00	36,887.00	471.80
5/15 ATM A12AD Heat Vent Air FY16	0.00	56,899.00	0.00	56,899.00	710.23
5/15 ATM A12AE Farley Schl Pool Are	0.00	817,430.00	0.00	817,430.00	12,313.33
5/15 ATM A12AF Schl Furniture FY16	0.00	180,895.00	0.00	180,895.00	2,350.72
5/15 ATM A12AG Utlty Truck Bldg Grn	0.00	55,000.00	0.00	55,000.00	695.14
STM 10/03 A9 Senior Center	0.00	160,105.00	0.00	160,105.00	2,253.82
4/05 ATM A26U Callahan Phase 2 Flr	0.00	141,185.00	0.00	141,185.00	2,012.71
4/05 ATM A26X Birch Road Well React	0.00	126,430.00	0.00	126,430.00	1,836.95
STM 10/03 A10 Tercent Park Phaze 2	0.00	14,830.00	0.00	14,830.00	215.93
STM 10/03 A10 Tercent Park Phaze 2	0.00	19,620.00	0.00	19,620.00	292.16
4/06 ATM A30 A Engine 2 Fire Pumper	0.00	98,100.00	0.00	98,100.00	1,460.75
4/06 ATM A30 B Replace Station 2 Roof	0.00	9,750.00	0.00	9,750.00	147.09
4/06 ATM A30 F McAuliffe Branch Renovation	0.00	9,750.00	0.00	9,750.00	147.09

4/06 ATM A30 H Vehicle replacement F550 Trash Compacter	0.00	14,830.00	0.00	14,830.00	215.93
4/06 ATM A30 I Vehicle replacement Kubota Tractor	0.00	3,930.00	0.00	3,930.00	58.51
4/06 ATM A30 O Multi-Purpose Sidewalk Tractor #471	0.00	19,620.00	0.00	19,620.00	292.16
4/06 ATM A30 P 68,000 GVW Refuse Packer with Plow #518	0.00	39,240.00	0.00	39,240.00	584.31
4/06 ATM A30 W Dasher Board and Glass Replacement	0.00	39,240.00	0.00	39,240.00	584.31
4/07 ATM A49EE 40K GVW Dmp Bdy	0.00	24,360.00	0.00	24,360.00	367.55
4/07 ATM A49FF 70K GVW Dmp & P	0.00	24,360.00	0.00	24,360.00	367.55
4/07 ATM A49GG 40GVW Dump & Pl	0.00	24,360.00	0.00	24,360.00	367.55
4/07 ATM A49II 40K GVW Dump &	0.00	24,360.00	0.00	24,360.00	367.55
4/07 ATM A49MM 15k 4WD Cab Rac	0.00	12,720.00	0.00	12,720.00	190.35
4/07 ATM A49XX Frnt End Loader	0.00	29,440.00	0.00	29,440.00	428.29
4/05 ATM A26D Stapleton Schl Roof	0.00	43,260.00	0.00	43,260.00	668.05
4/05 ATM A26Q Sanitary Line Fuller	0.00	48,095.00	0.00	48,095.00	744.77
4/06 ATM A30 S Stapleton Roof Supplemental	0.00	43,260.00	0.00	43,260.00	668.05
4/06 ATM A30 T Final Stage Boiler Replacements, 5 Schools	0.00	173,050.00	0.00	173,050.00	2,672.19
4/07 ATM A49PP McCarthy School	0.00	202,330.00	0.00	202,330.00	3,117.36
4/07 ATM A51G East Fram Sewer	0.00	499,755.00	0.00	499,755.00	7,751.10
4/07 ATM A51C Concord School S	0.00	480,810.00	0.00	480,810.00	7,445.93
4/07 ATM A51J Wastewater Pump	0.00	480,810.00	0.00	480,810.00	7,445.93
4/06 ATM A30 J Basketball Resurfacing Dennison	0.00	7,850.00	0.00	7,850.00	116.90
				0.00	
TOTAL	110,260,524.32	15,866,787.00	15,119,900.78	111,007,410.54	3,833,956.44
				Must equal page 1 subtotal	

Long Term Debt Outside the Debt Limit Report by Issuance	Outstanding July 1, 2016	+ New Debt Issued	- Retirements	= Outstanding June 30, 2017	Interest Paid in FY2017
STM 4/97 A1 Woodrow Wilson	2,591,500.00	0.00	848,000.00	1,743,500.00	73,857.76
ATM99 A31A Cameron School	3,392,500.00	0.00	885,000.00	2,507,500.00	96,686.26
ATM01 Special Assessment Carter, Woodstock, Doeskin Drive	26,500.00	0.00	4,500.00	22,000.00	1,236.00
ATM02 A21Y Main Rehab/Reline	92,400.00	0.00	13,200.00	79,200.00	4,356.00
ATM01 Special Assessment Carter, Woodstock, Doeskin Drive (wtr mains 1 mar 15 2004)	634,450.00	0.00	82,550.00	551,900.00	30,107.00
ATM02 A21Y Main Rehab/Reline	70,400.00	0.00	8,800.00	61,600.00	3,344.00
ATM03 A15K Water Main Replacement	351,900.00	0.00	43,700.00	308,200.00	16,721.00
ATM04 A32 Doeskin Betterment	105,500.00	0.00	13,200.00	92,300.00	5,011.00
ATM04 A27 Water-Franklin Street Water Main Replacement	119,500.00	0.00	18,100.00	101,400.00	5,614.00
ATM04 A27 Water-Franklin Street Water Main Replacement	412,300.00	0.00	45,800.00	366,500.00	18,272.50
4/04 ATM 21O C&L Grove St Water Mains	82,400.00	0.00	9,200.00	73,200.00	3,663.00
4/04 ATM A21R Carter Dr Water Main Replacement	82,400.00	0.00	9,200.00	73,200.00	3,663.00
4/04 ATM 21O C&L Grove St Water Mns	335,000.00	0.00	335,000.00	0.00	48,820.00
4/04 ATM A21Q Wtr Sytm Mngmnt Ph II	150,000.00	0.00	150,000.00	0.00	21,195.00
4/04 ATM A21R Carter Dr Wtr Mn Rplc	445,000.00	0.00	445,000.00	0.00	63,372.50
4/05 ATM A26X Birch Road Well React	150,000.00	0.00	150,000.00	0.00	21,195.00

Public Finance Section
(Revised July 2006)

4/05 ATM A26X Birch Road Well React	180,000.00	0.00	165,000.00	15,000.00	4,003.13
04/08 ATM A46F WTR MN REPLACE PROSPECT ST	1,425,000.00	0.00	95,000.00	1,330,000.00	55,693.76
04/08 ATM A46G WATER MAIN REPLACEMENT VAR LOC	235,000.00	0.00	20,000.00	215,000.00	9,193.76
4/08 ATM A46M Goodnow Wtr Tank Cnst	567,000.00	0.00	50,000.00	517,000.00	14,407.51
4/08 ATM A46N Brigham Rd Wtr Cnstrc	140,000.00	0.00	14,000.00	126,000.00	4,601.88
04/08 ATM A47I CENTRAL ST SIPHON REPLACE 1, 2,	565,000.00	0.00	45,000.00	520,000.00	22,118.76
4/05 ATM A26EE Water Mains	45,000.00	0.00	5,000.00	40,000.00	2,000.00
4/06 ATM A30 AA Cove Avenue Water Main Replacement	322,000.00	0.00	23,000.00	299,000.00	19,693.14
4/06 ATM A30 AA Cove Avenue Water Main Replacement	260,000.00	0.00	20,000.00	240,000.00	10,150.00
4/06 ATM A30 BB Fay Road Water Main Replacement	434,000.00	0.00	31,000.00	403,000.00	10,429.38
4/06 ATM A30 BB Fay Road Water Main Replacement	230,000.00	0.00	20,000.00	210,000.00	8,943.76
4/06 ATM A30 CC Waverly Street Water Main Replacement	84,000.00	0.00	6,000.00	78,000.00	9,225.00
4/06 ATM A30 CC Waverly Street Water Main Replacement	300,000.00	0.00	20,000.00	280,000.00	11,725.00
4/07 ATM A50B Cove Ave Wtr Rpl	699,000.00	0.00	51,000.00	648,000.00	28,177.50
4/07 ATM A50C Fay Rd Area Wtr	699,000.00	0.00	51,000.00	648,000.00	21,070.63
4/07 ATM A50D Waverly St Wtr M	346,000.00	0.00	26,000.00	320,000.00	10,830.01
4/07 ATM A50E Grove St Pump St	191,000.00	0.00	14,000.00	177,000.00	14,998.13
4/07 ATM A50G Automated Meter	446,000.00	0.00	136,000.00	310,000.00	21,763.13
4/07 ATM A50O W Heights Bster	527,000.00	0.00	38,000.00	489,000.00	11,248.13
04/09 ATM A39S STREAM GUAGES	25,000.00	0.00	10,000.00	15,000.00	900.00
05/07 ATM A50Q BIRCH RD REACT 1,2,	1,030,000.00	0.00	70,000.00	960,000.00	40,231.26
05/09 ATM A40C CONCORD ST WATER MAIN REPL 1,2,	1,275,000.00	0.00	85,000.00	1,190,000.00	49,831.26
05/09 ATM A40D WATER HYDRANT REPLACE	40,000.00	0.00	10,000.00	30,000.00	1,500.00
05/09 ATM A40H WATER MAIN REPLACEMENT VAR LOC	150,000.00	0.00	10,000.00	140,000.00	5,862.50
05/09 ATM A41F CONCORD ST SEWER REPLACE 1, 2,	1,425,000.00	0.00	95,000.00	1,330,000.00	55,693.76
05/09 ATM A41I SEWER MAIN REPLACE VARIOUS LOC	150,000.00	0.00	10,000.00	140,000.00	5,862.50
05/09 ATM A41J GRANT & POND St sewer replace	195,000.00	0.00	15,000.00	180,000.00	7,587.50
04/08 ATM A47F COVE AREA SEWER MAIN REPLACE 1,2,3	1,300,000.00	0.00	90,000.00	1,210,000.00	50,831.26
04/07 ATM A51G EAST FRAMINGHAM SEWER PROJ	1,255,000.00	0.00	90,000.00	1,165,000.00	49,006.26
04/09 ATM 39C FIRE HQ DRAINAGE REPAIR 1, 2	75,000.00	0.00	5,000.00	70,000.00	2,931.26
04/08 ATM A46B GROVE ST WATER PUMP	1,500,000.00	0.00	90,000.00	1,410,000.00	49,087.50
31823 4/08 ATM A46D Water St Main Constrc	7,005,000.00	0.00	420,000.00	6,585,000.00	228,950.00
31830 4/08 ATM A46K Birch Rd Well React	2,035,000.00	0.00	125,000.00	1,910,000.00	66,731.26
31831 4/08 ATM A46L Choutea & LaSalle Wtr	85,000.00	0.00	5,000.00	80,000.00	2,775.00
31836 4/08 ATM A46Q Concord St Wtr Rplcmn	105,000.00	0.00	10,000.00	95,000.00	3,575.00
05/09 ATM ART 40B Birch Rd Well	1,505,000.00	0.00	90,000.00	1,415,000.00	49,200.00
05/09 ATM ART 40F Pearl Harbor Dr Water Mains	420,000.00	0.00	25,000.00	395,000.00	13,725.00
05/09 ATM ART 40I Chouteau & Lasalle Water Mains	665,000.00	0.00	40,000.00	625,000.00	21,750.00
05/09 ATM ART 41F Concord St Sewer Main replacement	490,000.00	0.00	30,000.00	460,000.00	16,050.00
01/26/2010 ATM A2 TECH PARK WATER	850,000.00	0.00	50,000.00	800,000.00	27,750.00
05/10 ATM 25A NORTH CONCORD ST WATER MAIN REPLACE	1,870,000.00	0.00	110,000.00	1,760,000.00	61,050.00
05/10 ATM A25F WATER HYDRANT & GATE VALVE REPLACE	90,000.00	0.00	20,000.00	70,000.00	3,350.00
05/10 ATM 25G WATER MAIN REPLACE-VARIOUS LOCATIONS	170,000.00	0.00	10,000.00	160,000.00	5,550.00
05/10 ATM A26D SEWER MAIN REPLACE VARIOUS LOCATIONS	170,000.00	0.00	10,000.00	160,000.00	5,550.00

water/gregory st sewer main replacement	665,000.00	0.00	40,000.00	625,000.00	21,750.00
05/09 ATM ART 40C Concord St Water Main	255,000.00	0.00	15,000.00	240,000.00	8,325.00
05/10 ATM 25B Grant & Pond St Water Main Replace	3,511,887.40	0.00	501,698.20	3,010,189.20	0.00
5/11 ATM A32F Downtown Water Utili	481,220.60	0.00	68,745.80	412,474.80	0.00
1/11 STM A2 Stapleton Windows	355,000.00	0.00	25,000.00	330,000.00	11,600.00
05/10 ATM A24D COMPUTERIZE IRRIGATION SYSTEMS	25,000.00	0.00	15,000.00	10,000.00	875.00
4/08 ATM A46F Prospect St Wtr Main	180,000.00	0.00	10,000.00	170,000.00	7,362.50
4/08 ATM A46K Birch Rd Well React	20,000.00	0.00	5,000.00	15,000.00	875.00
4/08 ATM A46O Union Ave/Main St Dsg	90,000.00	0.00	5,000.00	85,000.00	3,650.00
4/09 ATM A40B Birch Rd W	265,000.00	0.00	15,000.00	250,000.00	10,837.50
4/09 ATM A40E State St W	485,000.00	0.00	25,000.00	460,000.00	19,887.50
4/09 ATM A40J Coburn St	1,245,000.00	0.00	65,000.00	1,180,000.00	51,187.50
05/10 ATM A25A N CONCORD ST WTR MN REPLACE	1,030,000.00	0.00	50,000.00	980,000.00	42,156.26
05/10 ATM A25G WATER MAIN REPLACE VARIOUS LOCATIONS	30,000.00	0.00	10,000.00	20,000.00	1,250.00
5/11 ATM A32H Water Hydrant and Gat	135,000.00	0.00	30,000.00	105,000.00	6,000.00
5/11 ATM A32J Water Main Replaceme	170,000.00	0.00	15,000.00	155,000.00	7,181.26
5/12 ATM A32C Beebe Water Tank	55,000.00	0.00	10,000.00	45,000.00	2,400.00
4/06 ATM A30 KK Pump Station Replacement SRF 2958	150,000.00	0.00	10,000.00	140,000.00	6,306.26
4/06 ATM A30 MM Water St. Sewer Replacement SRF 2957	75,000.00	0.00	5,000.00	70,000.00	3,050.00
4/07 ATM A51C Concord School S	270,000.00	0.00	15,000.00	255,000.00	11,237.50
4/08 ATM A47A North Fram Pump Stn D	675,000.00	0.00	30,000.00	645,000.00	27,456.26
4/08 ATM A47E Farm Pd Interceptor C	940,000.00	0.00	55,000.00	885,000.00	38,287.50
4/08 ATM A47G Prospect St A Swr Rpl	2,075,000.00	0.00	95,000.00	1,980,000.00	84,481.26
4/09 ATM A41G State St	780,000.00	0.00	40,000.00	740,000.00	31,968.76
4/09 ATM A41L Lakeview P	910,000.00	0.00	45,000.00	865,000.00	36,943.76
5/11 ATM A33I Sewer Main Replaceme	220,000.00	0.00	15,000.00	205,000.00	9,212.50
4/08 ATM A46B Grove St Water Pump S	315,000.00	0.00	20,000.00	295,000.00	12,062.50
05/10 ATM A25C TECHNOLOGY PK PROP ACQUIS FEES	135,000.00	0.00	10,000.00	125,000.00	5,531.26
5/11 ATM A32F Downtown Water Utili	245,000.00	0.00	15,000.00	230,000.00	9,656.26
5/12 ATM A32C Beebe Water Tank	560,000.00	0.00	25,000.00	535,000.00	21,312.50
5/13 A19A Rpair Shop Air Unit	20,000.00	0.00	5,000.00	15,000.00	875.00
5/13 A19B 15K GVW 2Whl Drive	40,000.00	0.00	5,000.00	35,000.00	1,875.00
5/13 A19F FY14 Wtr Main Rplc	95,000.00	0.00	5,000.00	90,000.00	3,656.26
5/13 A19G FY14 Hydrant & Gate	85,000.00	0.00	15,000.00	70,000.00	3,875.00
ATM02 A21S Vaillencourt Pump	8,000.00	0.00	4,000.00	4,000.00	300.00
4/06 ATM A30 MM Water St. Sewer Replacement SRF 2957	150,000.00	0.00	10,000.00	140,000.00	5,925.00
4/07 ATM A51C Concord School S	505,000.00	0.00	25,000.00	480,000.00	19,325.00
4/07 ATM A51J Wastewater Pump	1,695,000.00	0.00	75,000.00	1,620,000.00	64,325.00
4/09 ATM A41M Coburn St	720,000.00	0.00	30,000.00	690,000.00	27,300.00
05/10 ATM A26A GRANT & POND ST SEWER REPLACE	1,870,000.00	0.00	80,000.00	1,790,000.00	71,062.50
5/11 ATM A33D Downtown Sewer Utili	660,000.00	0.00	35,000.00	625,000.00	25,393.76
5/11 ATM A33F North Framingham Pum	1,970,000.00	0.00	85,000.00	1,885,000.00	74,843.76
5/12 ATM A33A Wastewtr Backup Upgr	45,000.00	0.00	5,000.00	40,000.00	2,125.00
5/12 ATM A33F East Fram/Central St	1,530,000.00	0.00	70,000.00	1,460,000.00	58,562.50

Public Finance Section
(Revised July 2006)

5/11 ATM A33F North Framingham Pum CWP-11-23	2,560,933.00	0.00	257,730.27	2,303,202.73	50,970.45
4/07 ATM A51C Concord School S CWSRF-3291 CW-09-17	3,373,772.00	0.00	145,317.00	3,228,455.00	67,475.44
5/14 ATM A17E Main St Area Wtr Imp	1,324,260.00	0.00	147,140.00	1,177,120.00	0.00
5/14 ATM A18G Main St Area Swr Imp	383,526.00	0.00	95,881.50	287,644.50	0.00
4/08 ATM A46B Grove St Water Pump S	110,816.00	0.00	5,816.00	105,000.00	4,226.66
4/08 ATM A46F Prospect St Wtr Main	175,000.00	0.00	7,000.00	168,000.00	6,597.50
4/08 ATM A46J N Concord St Wtr Desi	231,146.00	0.00	14,146.00	217,000.00	8,943.65
4/08 ATM A46O Union Ave/Main St Dsg	141,759.00	0.00	11,759.00	130,000.00	5,381.48
4/09 ATM A40B Birch Rd Well Reactiv	113,958.00	0.00	8,958.00	105,000.00	4,305.21
4/09 ATM A40J Coburn St Wtr Main	121,245.00	0.00	6,245.00	115,000.00	4,574.88
05/10 ATM A25A N CONCORD ST WTR MN REPLACE	1,021,011.00	0.00	46,011.00	975,000.00	38,600.28
5/10 ATM A25B Grant St Pond St Area	832,652.00	0.00	42,652.00	790,000.00	32,091.30
05/10 ATM A25D GOODNOW WTR PUMP STATION	55,618.00	0.00	5,618.00	50,000.00	2,540.45
05/10 ATM A25E IRVING,LORING, HERBERT ST WTR MAINS	142,052.00	0.00	12,052.00	130,000.00	5,388.80
5/11 ATM A32F Downtown Water Utili	521,998.00	0.00	26,998.00	495,000.00	19,937.45
5/12 ATM A32A Irving Loring Herbert	1,241,347.00	0.00	56,347.00	1,185,000.00	46,952.43
5/12 ATM A32C Beebe Water Tank	1,930,700.00	0.00	90,700.00	1,840,000.00	73,080.00
5/13 ATM A19C Bethany Rd Winthrop/W	751,688.00	0.00	41,688.00	710,000.00	28,998.46
5/13 A19E Central St Brdg Mai	29,000.00	0.00	4,000.00	25,000.00	1,350.00
5/13 ATM A19F Wtr Main FY14 Rplc	171,711.00	0.00	11,711.00	160,000.00	6,911.53
5/13 ATM A19G FY14 Hydtrant & Gate	100,000.00	0.00	15,000.00	85,000.00	4,625.00
5/14 ATM A17A 11K Service Body#614	54,687.00	0.00	14,687.00	40,000.00	2,367.18
5/14 ATM A17B 15K Dump #625	67,350.00	0.00	12,350.00	55,000.00	3,058.75
5/14 ATM A17C11K Service Body#601	54,687.00	0.00	14,687.00	40,000.00	2,367.18
5/14 ATM A17D Mini Excavator #650	77,800.00	0.00	12,800.00	65,000.00	3,570.00
5/14 ATM A17F Union Ave Wtr Mains	343,000.00	0.00	23,000.00	320,000.00	13,150.00
5/14 ATM A17H Wtr Impr Prjcts FY15	130,000.00	0.00	10,000.00	120,000.00	4,837.50
5/14 ATM A17I Speen & Cchtuate Wtr	116,557.00	0.00	6,557.00	110,000.00	4,413.93
5/14 ATM A17J Hydrant Valve FY15	97,215.00	0.00	7,215.00	90,000.00	3,780.38
5/14 ATM A17L Dyer St Wtr Main	53,468.00	0.00	8,468.00	45,000.00	2,461.70
5/15 ATM A13E Hydrant & Valve FY16	10,350.00	0.00	5,350.00	5,000.00	383.75
4/07 ATM A51C Concord School S CWSRF-3291 CW-09-17	202,758.00	0.00	12,758.00	190,000.00	7,906.45
4/07 ATM A51J Wastewater Pump Stn R	540,261.00	0.00	25,261.00	515,000.00	20,894.03
4/08 ATM A47A North Fram Pump Stn D	31,256.00	0.00	6,256.00	25,000.00	1,406.40
4/08 ATM A47G Prospect St A Swr Rpl	25,626.00	0.00	5,626.00	20,000.00	1,140.65
4/09 ATM A41D East Frm S__	5,373,472.00	0.00	228,472.00	5,145,000.00	203,336.80
4/09 ATM A41L Lakeview Pump Stn	162,300.00	0.00	12,300.00	150,000.00	6,395.00
4/09 ATM A41M Coburn St__	394,627.00	0.00	24,627.00	370,000.00	14,878.18
10/09 STM A12 Central St Siphon	203,869.00	0.00	13,869.00	190,000.00	7,865.48
STM A2 1/26/10 Tech Prk I&I Removal	186,730.00	0.00	26,211.00	160,519.00	7,224.03
05/10 ATM A26A GRANT & POND ST SEWER REPLACE	343,860.00	0.00	18,860.00	325,000.00	13,096.50
5/11 ATM A33D Downtown Sewer Utili	313,885.00	0.00	18,885.00	295,000.00	12,197.13
5/11 ATM A33E Technology Park Sewe	126,852.00	0.00	6,852.00	120,000.00	4,758.80
5/11 ATM A33F North Framingham Pum	605,413.00	0.00	30,413.00	575,000.00	22,854.08

5/11 ATM A33H Irving, Herbert, Lor	49,034.00	0.00	4,034.00	45,000.00	2,350.85
5/11 ATM A33J Worcester Road Pumpi	52,000.00	0.00	7,000.00	45,000.00	2,425.00
5/12 ATM A33A Wastewtr Backup Upgr	149,916.00	0.00	9,916.00	140,000.00	6,247.90
5/12 ATM A33E Hancock Lane Pump Eli	26,784.00	0.00	11,784.00	15,000.00	1,044.60
5/12 ATM A33F East Fram/Central St	209,956.00	0.00	14,956.00	195,000.00	8,211.40
5/12 ATM A33I Irving, Herbert, Lori	1,881,859.00	0.00	86,859.00	1,795,000.00	71,233.98
5/12 ATM A33J Speen St Interceptor	1,211,000.00	0.00	56,000.00	1,155,000.00	46,018.76
5/13 A18Y Beaver Dam P2	300,000.00	0.00	15,000.00	285,000.00	11,800.00
5/13 A20C Wrcster Rd Pump Stn	228,153.00	0.00	13,153.00	215,000.00	8,672.58
5/13 ATM A20D Baiting Brook Swr	257,000.00	0.00	15,000.00	242,000.00	9,650.00
5/13 ATM A20E Bethany Rd Sewer Impr	347,000.00	0.00	22,000.00	325,000.00	13,856.26
5/14 ATM A18H Union Ave Swr Imprv	119,000.00	0.00	9,000.00	110,000.00	4,475.00
5/14 ATM A18I Sewer Imprvmnt FY15	210,000.00	0.00	10,000.00	200,000.00	8,137.50
5/14 ATM A18J Old Danforth St Swr	13,013.00	0.00	8,013.00	5,000.00	450.33
5/14 ATM A18M Elmfield Rd Swr Impr	48,762.00	0.00	8,762.00	40,000.00	2,219.05
5/14 ATM A18N Hop Brook Swr Ralgnm	50,485.00	0.00	5,485.00	45,000.00	2,387.13
10/09 STM A12 Central St Siphon CW-09-11	1,669,543.00	0.00	67,534.56	1,602,008.44	30,979.30
5/12 ATM A33F East Fram/Central St CW-09-11	445,044.00	0.00	18,002.44	427,041.56	8,258.04
4/09 ATM A41E Swr Eval__	84,190.00	0.00	5,210.00	78,980.00	1,562.19
4/08 ATM A46B Grove St Water Pump S		354,836.00	0.00	354,836.00	5,301.61
4/08 ATM A46F Prospect St Wtr Main		725,000.00	0.00	725,000.00	10,963.33
4/08 ATM A46G Wtr Main Replacement		219,304.00	0.00	219,304.00	3,271.55
4/08 ATM A46K Birch Rd Well React		9,088.00	0.00	9,088.00	72.20
4/09 ATM A40B Birch Rd Well Reactiv		72,088.00	0.00	72,088.00	969.92
4/09 ATM A40J Coburn St Wtr Main		7,474.00	0.00	7,474.00	59.38
5/10 ATM A25D Goodnow Wtr Pump Stat		217,404.00	0.00	217,404.00	3,216.74
5/10 ATM A25G Water Main Replmnt Va		208,676.00	0.00	208,676.00	3,127.54
5/11 ATM A32F Downtown Water Utili		923,644.00	0.00	923,644.00	14,011.17
5/12 ATM A32A Irving Loring Herbert		387,894.00	0.00	387,894.00	5,862.16
5/12 ATM A32C Beebe Water Tank		175,233.00	0.00	175,233.00	2,563.93
5/13 ATM A19C Bethany Rd Winthrop/W		96,176.00	0.00	96,176.00	1,419.48
5/13 ATM A19E Central St Brdge Main		3,600.00	0.00	3,600.00	28.60
5/13 ATM A19F Wtr Main FY14 Rplc		27,665.00	0.00	27,665.00	358.81
5/14 ATM A17E Main St Area Wtr Imp		1,234,135.00	0.00	1,234,135.00	18,801.60
5/14 ATM A17F Union Ave Wtr Mains		462,121.00	0.00	462,121.00	6,948.38
5/14 ATM A17H Wtr Impr Prjcts FY15		218,526.00	0.00	218,526.00	3,225.65
5/14 ATM A17J Hydrant Valve FY15		102,785.00	0.00	102,785.00	1,511.71
5/14 ATM A17L Dyer St Wtr Main		119,437.00	0.00	119,437.00	1,743.31
5/15 ATM A13D Meter Replac FY16		257,547.00	0.00	257,547.00	3,654.82
5/15 ATM A13E Hydrant & Valve FY16		136,846.00	0.00	136,846.00	2,000.78
5/15 ATM A13F Water Improve FY16		219,862.00	0.00	219,862.00	3,275.99
5/15 ATM A13H Speen & Cochituate Wt		418,519.00	0.00	418,519.00	6,284.21
5/15 ATM A13I Worcester Rd Wtr Main		270,980.00	0.00	270,980.00	3,642.37
5/15 ATM A14E Meter Replac FY16		304,314.00	0.00	304,314.00	4,383.86

Public Finance Section
(Revised July 2006)

4/07 ATM A51C Concord School Sts Sw		842.00	0.00	842.00	6.69
4/07 ATM A51J Wastewater Pump Stn R		560,351.00	0.00	560,351.00	8,503.34
4/08 ATM A47I Central St Siphon Rpl		297,871.00	0.00	297,871.00	4,531.28
4/09 ATM A41M Coburn St Sewer Main		255,433.00	0.00	255,433.00	3,876.36
5/10 ATM A26A Grant St Pond St Area		436,479.00	0.00	436,479.00	6,625.50
5/11 ATM A33D Downtown Sewer Utili		496,994.00	0.00	496,994.00	7,483.62
5/11 ATM A33F North Framingham Pum		101,181.00	0.00	101,181.00	1,439.38
5/12 ATM A33A Wastewtr Backup Upgr		259,277.00	0.00	259,277.00	3,847.31
5/12 ATM A33F East Fram/Central St		88,721.00	0.00	88,721.00	1,320.53
5/12 ATM A33I Irving, Herbert, Lori		420,409.00	0.00	420,409.00	6,338.94
5/12 ATM A33J Speen St Interceptor		49,860.00	0.00	49,860.00	654.30
5/12 ATM A33E Hancock Lane Pump Eli		27,832.00	0.00	27,832.00	300.55
5/13 ATM A20D Baiting Brook Swr		287,974.00	0.00	287,974.00	4,273.90
5/13 ATM A20E Bethany Rd Sewer Impr		245,363.00	0.00	245,363.00	3,677.19
5/14 ATM A18H Union Ave Swr Imprv		444,412.00	0.00	444,412.00	6,688.52
5/14 ATM A18I Sewer Imprvmnt FY15		87,853.00	0.00	87,853.00	1,214.33
5/14 ATM A18J Old Danforth St Swr		41,395.00	0.00	41,395.00	507.61
5/14 ATM A18M Elmfield Rd Swr Impr		113,418.00	0.00	113,418.00	1,655.77
5/14 ATM A18N Hop Brook Swr Ralgnm		92,844.00	0.00	92,844.00	1,313.57
4/05 ATM A26GG Hemenway Pump Statio		429,890.00	0.00	429,890.00	6,301.89
4/04 ATM 21O C&L Grove St Water Mns		281,315.00	0.00	281,315.00	4,067.02
4/04 ATM A21Q Wtr Sytm Mngmnt Ph II		126,425.00	0.00	126,425.00	1,836.89
4/04 ATM A21R Carter Dr Wtr Mn Rplc		374,660.00	0.00	374,660.00	5,436.94
4/05 ATM A26X Birch Road Well React		144,260.00	0.00	144,260.00	2,233.98
5/14 ATM A17F Union Ave Wtr Mains		1,471,400.00	0.00	1,471,400.00	0.00
5/14 ATM A18H Union Ave Swr Imprv		759,693.00	0.00	759,693.00	0.00
		0.00	0.00	0.00	0.00
				0.00	
TOTAL	98,560,812.00	15,069,306.00	9,136,676.77	104,493,441.23	3,593,114.82
				Must equal page 1 subtotal	

$104,493,441.23

Short Term Debt Report by Issuance	Outstanding July 1, 2016	+ Issued	- Retired	= Outstanding June 30, 2017	Interest Paid in FY2017
4/09 ATM A41M Coburn St	337,700.00	0.00	268,081.00	69,619.00	2,518.68
05/10 ATM A25A N CONCORD ST WTR MN REPLACE	978,989.00	0.00	25,765.00	953,224.00	7,301.63
05/10 ATM A26A GRANT & POND ST SEWER REPLACE	156,328.00	0.00	156,328.00	0.00	1,165.95
04/11 ATM A32F DOWNTOWN WATER UTILITY IMPROVEMENTS	200,000.00	0.00	200,000.00	0.00	1,491.67
04/11 ATM A33D DOWNTOWN SEWER UTILITY IMPROVEMENTS	83,115.00	0.00	83,115.00	0.00	619.90
5/13 Campello Rd Drain	22,000.00	0.00	22,000.00	0.00	164.08
5/13 A18EE FY14 ADA Upgrades	21,199.00	0.00	8,426.00	12,773.00	158.11

Public Finance Section
(Revised July 2006)

5/13 A19E Central St Brdg Mai	81,000.00	0.00	5,735.00	75,265.00	604.13
5/13 A20C Wrcster Rd Pump Stn	1,771,847.00	0.00		1,771,847.00	13,215.03
5/13 A20G Speen St Frce Mn D	115,300.00	0.00	38,435.00	76,865.00	859.95
4/07 ATM A51C Concord School Sts Sw	7,357.00	0.00	1,107.00	6,250.00	54.87
4/08 ATM A47I Central St Siphon Rpl	308,906.00	0.00	308,906.00	0.00	2,303.92
5/11 ATM A33J Worcester Road Pumpi	48,000.00	0.00	48,000.00	0.00	358.00
5/12 ATM A33E Hancock Lane Pump Eli	17,830.00	0.00	17,830.00	0.00	132.98
5/13 ATM A18M Water St Rtng Wall Cn	54,620.00	0.00	38,712.00	15,908.00	407.37
5/13 ATM A18N Saxonville Levee Pump	10,000.00	0.00	10,000.00	0.00	74.58
5/13 ATM A18QQ Archived Document Sc	9,000.00	0.00	9,000.00	0.00	67.13
5/13 ATM A18RR Mmrial Bldg Study	5,000.00	0.00	1,670.00	3,330.00	37.29
5/13 ATM A18SS Athenaeum Hall Study	10,000.00	0.00	10,000.00	0.00	74.58
5/13 ATM A18FF FY14 Paving/Strm Wtr	5,605.00	0.00	3,658.00	1,947.00	41.80
5/13 A18GG FY14 HVAC & AHU-MS	20,000.00	0.00		20,000.00	149.17
5/13 ATM A18HH FY14 Mech, Elec, Plm	11,000.00	0.00		11,000.00	82.04
5/13 ATM A18R Trsfr Stn Demo & Dsgn	1,000.00	0.00	1,000.00	0.00	7.46
5/13 ATM A18AA 72K Packer/Plow #514	21,500.00	0.00	21,500.00	0.00	160.35
5/13 ATM A20D Baiting Brook Swr	38,000.00	0.00	38,000.00	0.00	283.42
5/14 ATM A16AB 4 Packers 511-514	70,000.00	0.00	70,000.00	0.00	522.08
5/14 ATM A16AG Asbestos Flr Tile#2	1,000.00	0.00		1,000.00	7.46
5/14 ATM A16AJ Paving/Stormwter 15	5,000.00	0.00	5,000.00	0.00	37.29
5/14 ATM A16AL HVAC Replace FY15	1,000.00	0.00	1,000.00	0.00	7.46
5/14 ATM A16AT Archived Doc Scan#3	4,000.00	0.00	4,000.00	0.00	29.83
5/14 ATM A16F Callahan Sr Ctr Ent	1,000.00	0.00	262.00	738.00	7.46
5/14 ATM A16M Fuel Islnd Wstrn Ave	150.00	0.00	150.00	0.00	1.12
5/14 ATM A16Y 6 CY Spreader #421A	23.00	0.00	23.00	0.00	0.17
5/14 ATM A17M Fuel Islnd Wstrn Ave	222.00	0.00	222.00	0.00	1.66
5/14 ATM A18L Fuel Islnd Wstrn Av	222.00	0.00	222.00	0.00	1.66
4/07 ATM A51J Wastewater Pump	558,022.00	0.00	558,022.00	0.00	5,115.20
4/08 ATM A46B Grove St Water Pump S	39,431.00	0.00	39,431.00	0.00	361.45
4/08 ATM A46F Prospect St Wtr Main	717,822.00	0.00	717,822.00	0.00	6,580.03
4/08 ATM A46J N Concord St Wtr Desi	10,562.00	0.00	10,562.00	0.00	96.82
4/08 ATM A46O Union Ave/Main St Dsg	44,895.00	0.00	44,895.00	0.00	411.54
4/09 ATM A39DD Network I__	915.00	0.00	915.00	0.00	8.39
4/09 ATM A40B Birch Rd W__	44,496.00	0.00	44,496.00	0.00	407.88
4/09 ATM A40J Coburn St__	1,748.00	0.00	1,748.00	0.00	16.02
05/10 ATM A25D GOODNOW WTR PUMP STATION	124,718.00	0.00	124,718.00	0.00	1,143.25
5/11 ATM A31K Butterworth Phase 1	6,850.00	0.00	6,850.00	0.00	62.79
5/11 ATM A31QQ Town Buildings	2,464.00	0.00	2,464.00	0.00	22.59
5/11 ATM A32F Downtown Water Utili	361,209.00	0.00	361,209.00	0.00	3,311.08
5/11 ATM A33D Downtown Sewer Utili	104,768.00	0.00	104,768.00	0.00	960.37
5/11 ATM A33E Technology Park Sewe	31,607.00	0.00	31,607.00	0.00	289.73
5/11 ATM A33F North Framingham Pum	16,594.00	0.00	16,594.00	0.00	152.11
5/11 ATM A33H Irving, Herbert, Lor	21,555.00	0.00	21,555.00	0.00	197.59

5/11 ATM A33J Worcester Road Pumpi	258,042.00	0.00	258,042.00	0.00	2,365.38
5/12 ATM A31B Design Library Renova	0.00	0.00	0.00	0.00	
5/12 ATM A31F Plygrnd Safety Mulch1	210.00	0.00	210.00	0.00	1.92
5/12 ATM A31H Arena Repairs	3,790.00	0.00	3,790.00	0.00	34.74
5/12 ATM A32A Irving Loring Herbert	381,314.00	0.00	381,314.00	0.00	3,495.38
5/12 ATM A32C Beebe Water Tank	149,664.00	0.00	149,664.00	0.00	1,371.92
5/12 ATM A33A Wastewtr Backup Upgr	30,924.00	0.00	30,924.00	0.00	283.47
5/12 ATM A33F East Fram/Central St	88,721.00	0.00	88,721.00	0.00	813.28
5/12 ATM A33I Irving, Herbert, Lori	398,993.00	0.00	398,993.00	0.00	3,657.44
5/12 ATM A33J Speen St Interceptor	9,110.00	0.00	9,110.00	0.00	83.51
5/13 STM A1 McAuliffe Brnch L	666,952.00	0.00	666,952.00	0.00	6,113.73
5/13 Campello Rd Drain	3,518.00	0.00	3,518.00	0.00	32.25
5/13 A18R Transfer Station	16,479.00	0.00	16,479.00	0.00	151.06
5/13 5/13 A18NN Traffic Calmn	12,934.00	0.00	12,934.00	0.00	118.56
5/13 A18QQ Archived Document	141,079.00	0.00	141,079.00	0.00	1,293.22
5/13 A18TT Village Hall Study	1,650.00	0.00	1,650.00	0.00	15.12
5/13 A19C Bethany Rd Winthrop	92,912.00	0.00	92,912.00	0.00	851.69
5/13 A19F FY14 Wtr Main Rplc	25,641.00	0.00	25,641.00	0.00	235.04
5/13 A20E Bethany Rd & Winthr	149,947.00	0.00	149,947.00	0.00	1,374.51
5/13 FY14 Sewer Main Replacem	42,046.00	0.00	42,046.00	0.00	385.42
5/14 ATM A16D RFID Coll Security	42,281.00	0.00	42,281.00	0.00	387.58
5/14 ATM A16E Edwards Cemetery Road	5,120.00	0.00	5,120.00	0.00	46.93
5/14 ATM A16K Emer Generator P#2	8,445.00	0.00	8,445.00	0.00	77.41
5/14 ATM A16L 15 Drain Sys Wtr Qlt	55,481.00	0.00	55,481.00	0.00	508.58
5/14 ATM A16N FY15 Roadway Imprvmn	122,327.00	0.00	122,327.00	0.00	1,121.33
5/14 ATM A16O FY15 Traffic Calming	1,001.00	0.00	1,001.00	0.00	9.18
5/14 ATM A16T 3.5 CY Loader #452	202,390.00	0.00	202,390.00	0.00	1,855.24
5/14 ATM A16Z Catch Basin Clnr449	5,964.00	0.00	5,964.00	0.00	54.67
5/14 ATM A16AA Refuse Clctn Carts	0.00	0.00	0.00	0.00	
5/14 ATM A16AB 4 Packers 511-514	70,579.00	0.00	70,579.00	0.00	646.97
5/14 ATM A16AD King Schl Elevator	21,016.00	0.00	21,016.00	0.00	192.65
5/14 ATM A16AH Food Srvcs Equip P1	10,541.00	0.00	10,541.00	0.00	96.63
5/14 ATM A16AI Stpltn Rpntng Dsgn	500.00	0.00	500.00	0.00	4.58
5/14 ATM A16AJ Paving/Stormwter 15	1,280.00	0.00	1,280.00	0.00	11.73
5/14 ATM A16AK ADA Upgrades FY15 15	20,462.00	0.00	20,462.00	0.00	187.57
5/14 ATM A16AL HVAC Replace FY15	2,330.00	0.00	2,330.00	0.00	21.36
5/14 ATM A16AM Mechl Elct Plumb 15	36,821.00	0.00	36,821.00	0.00	337.53
5/14 ATM A16AS Data Warehouse-Hardware	136,742.00	0.00	136,742.00	0.00	1,253.47
5/14 ATM A16AT Archived Doc Scan#3	66,418.00	0.00	66,418.00	0.00	608.83
5/14 ATM A17E Main St Area Wtr Imp	703,015.00	0.00	703,015.00	0.00	6,444.30
5/14 ATM A17F Union Ave Wtr Mains	107,486.00	0.00	107,486.00	0.00	985.29
5/14 ATM A17H Wtr Impr Prjcts FY15	134,553.00	0.00	134,553.00	0.00	1,233.40
5/14 ATM A17I Speen & Cchtuate Wtr	17,872.00	0.00	17,872.00	0.00	163.83
5/14 ATM A17J Hydrant Valve FY15	99,604.00	0.00	99,604.00	0.00	913.04

5/14 ATM A17L Dyer St Wtr Main	102,156.00	0.00	102,156.00	0.00	936.43
5/14 ATM A18C Wastewtr Master Plan	116,943.00	0.00	116,943.00	0.00	1,071.98
5/14 ATM A18D Swr Pump Statn FY15	152,614.00	0.00	152,614.00	0.00	1,398.96
5/14 ATM A18F Wavrly/Wnthrp Design	164,024.00	0.00	164,024.00	0.00	1,503.55
5/14 ATM A18H Union Ave Swr Imprv	89,778.00	0.00	89,778.00	0.00	822.96
5/14 ATM A18I Sewer Imprvmnt FY15	34,065.00	0.00	34,065.00	0.00	312.26
5/14 ATM A18J Old Danforth St Swr	9,987.00	0.00	9,987.00	0.00	91.55
5/14 ATM A18K Eastlgh Ltle Frm PS	33,534.00	0.00	33,534.00	0.00	307.39
5/14 ATM A18M Elmfield Rd Swr Impr	15,829.00	0.00	15,829.00	0.00	145.10
5/14 ATM A18N Hop Brook Swr Ralgnm	8,931.00	0.00	8,931.00	0.00	81.87
10/14 STM A17 Mary Dennision Park Testing & Rememdiaiton	40,892.00	0.00	40,892.00	0.00	374.84
5/15 ATM A12A Thermal Imaging Camer	64,250.00	0.00	64,250.00	0.00	588.96
5/15 ATM A12B Prtive Clothing P#3	16,828.00	0.00	16,828.00	0.00	154.26
5/15 ATM A12E Cypress St Woodland I	1,550.00	0.00	1,550.00	0.00	14.21
5/15 ATM A12F Loring Arena Renovati	161,884.00	0.00	161,884.00	0.00	1,483.94
5/15 ATM A12G F350 4x4 Crew 10K GVW	38,985.00	0.00	38,985.00	0.00	357.36
5/15 ATM A12H M Dennison Pk Remedia	48,627.00	0.00	48,627.00	0.00	445.75
5/15 ATM A12I Animal Control Vehicl	26,873.00	0.00	26,873.00	0.00	246.34
5/15 ATM A12J Pub Safety Tech & Mai	31,298.00	0.00	31,298.00	0.00	286.90
5/15 ATM A12K Pedestrian Safety	44,500.00	0.00	44,500.00	0.00	407.92
5/15 ATM A12L Salem End Rd Bridge D	25,276.00	0.00	25,276.00	0.00	231.70
5/15 ATM A12O Landham Pond Dam Desi	0.00	0.00	0.00	0.00	
5/15 ATM A12Q 6 CY Material Spreade	39,550.00	0.00	39,550.00	0.00	362.54
5/15 ATM A12R 11k GVW 4WD Cab & Cha	58,059.00	0.00	58,059.00	0.00	532.21
5/15 ATM A12S 11k GVW 4wd Cab & Cha	38,760.00	0.00	38,760.00	0.00	355.30
5/15 ATM A12U Roadway Improv FY2016	1,434,768.00	0.00	1,434,768.00	0.00	13,152.04
5/15 ATM A12V Drainage & H2O Qulty	115,670.00	0.00	115,670.00	0.00	1,060.31
5/15 ATM A12X Technology Upgrades 2	368,402.00	0.00	368,402.00	0.00	3,377.02
5/15 ATM A12Y Stapleton Schl Asbest	38,986.00	0.00	38,986.00	0.00	357.37
5/15 ATM A12Z Schl Security Enhance	74,236.00	0.00	74,236.00	0.00	680.50
5/15 ATM A12AA Food Service Equip F	23,849.00	0.00	23,849.00	0.00	218.62
5/15 ATM A12AB Mech Elec Plum FY16	106,296.00	0.00	106,296.00	0.00	974.38
5/15 ATM A12AC Curbs Sidwlks Ramps	30,928.00	0.00	30,928.00	0.00	283.51
5/15 ATM A12AD Heat Vent Air FY16	16,560.00	0.00	16,560.00	0.00	151.80
5/15 ATM A12AE Farley Schl Pool Are	66,465.00	0.00	66,465.00	0.00	609.26
5/15 ATM A12AF Schl Furniture FY16	54,876.00	0.00	54,876.00	0.00	503.03
5/15 ATM A12AG Utlty Truck Bldg Grn	55,000.00	0.00	55,000.00	0.00	504.17
5/15 ATM A12AK Callahan Sr Ctr Roof	229,607.00	0.00	229,607.00	0.00	2,104.73
5/15 ATM A12AL Main Lib Alarm Rplcm	9,862.00	0.00	9,862.00	0.00	90.40
5/15 ATM A13B 15K GVW Cab/Plow #609	73,420.00	0.00	73,420.00	0.00	673.02
5/15 ATM A13C 15K GVW Cab/Plow #606	67,620.00	0.00	67,620.00	0.00	619.85
5/15 ATM A13D Meter Replac FY16	147,443.00	0.00	147,443.00	0.00	1,351.56
5/15 ATM A13E Hydrant & Valve FY16	92,926.00	0.00	92,926.00	0.00	851.82
5/15 ATM A13F Water Improve FY16	23,446.00	0.00	23,446.00	0.00	214.92

5/15 ATM A13H Speen & Cochituate Wt	10,659.00	0.00	10,659.00	0.00	97.71
5/15 ATM A13I Worcester Rd Wtr Main	20,347.00	0.00	20,347.00	0.00	186.51
5/15 ATM A13K Indian Head Wtr Tank	143,867.00	0.00	143,867.00	0.00	1,318.78
5/15 ATM A14A 70K GVW Vactor#738	416,526.00	0.00	416,526.00	0.00	3,818.15
5/15 ATM A14B 11K Cab Service #721	58,059.00	0.00	58,059.00	0.00	532.21
5/15 ATM A14C 11K Cab Service #725	49,656.00	0.00	49,656.00	0.00	455.18
5/15 ATM A14E Meter Replac FY16	128,708.00	0.00	128,708.00	0.00	1,179.82
5/15 ATM A14F Sewer Improv FY16	32,527.00	0.00	32,527.00	0.00	298.16
5/15 ATM A14G Pump Station Rplce FY	32,671.00	0.00	32,671.00	0.00	299.48
5/15 ATM A14J Worcester Road Design	42,783.00	0.00	42,783.00	0.00	392.18
5/15 ATM A14K Lanewood Siphon Dsgn	36,293.00	0.00	36,293.00	0.00	332.69
4/08 ATM A46G Wtr Main Replacement	0.00	75,696.00	0.00	75,696.00	0.00
4/08 ATM A46J N Concord St Wtr Desi	0.00	100,000.00	0.00	100,000.00	0.00
4/08 ATM A46K Birch Rd Well React	0.00	68,290.00	0.00	68,290.00	0.00
4/09 ATM A40B Birch Rd W	0.00	82,706.00	0.00	82,706.00	0.00
05/10 ATM A25D GOODNOW WTR PUMP STATION	0.00	1,017,282.00	0.00	1,017,282.00	0.00
05/10 ATM A26A GRANT & POND ST SEWER REPLACE	0.00	773,355.00	0.00	773,355.00	0.00
05/10 ATM A26C SEWER SYST EVALUATION PHS 5	0.00	21,732.00	0.00	21,732.00	0.00
5/11 ATM A31K Butterworth Phase 1	0.00	64,598.00	0.00	64,598.00	0.00
5/11 ATM A32F Downtown Water Utili	0.00	254,442.00	0.00	254,442.00	0.00
5/11 ATM A33D Downtown Sewer Utili	0.00	239,817.00	0.00	239,817.00	0.00
5/11 ATM A33E Technology Park Sewe	0.00	36,100.00	0.00	36,100.00	0.00
5/11 ATM A33F North Framingham Pum	0.00	263,871.00	0.00	263,871.00	0.00
5/11 ATM A33J Worcester Road Pumpi	0.00	147,154.00	0.00	147,154.00	0.00
5/12 ATM A32A Irving Loring Herbert	0.00	4,223.00	0.00	4,223.00	0.00
5/12 ATM A32C Beebe Water Tank	0.00	3,275.00	0.00	3,275.00	0.00
5/12 ATM A33A Wastewtr Backup Upgr	0.00	47,965.00	0.00	47,965.00	0.00
5/12 ATM A33E Hancock Lane Pump Eli	0.00	40,936.00	0.00	40,936.00	0.00
5/12 ATM A33J Speen St Interceptor	0.00	9,711.00	0.00	9,711.00	0.00
5/13 A18N Saxonville Levee Pu	0.00	30,000.00	0.00	30,000.00	0.00
5/13 Campello Rd Drain	0.00	89,075.00	0.00	89,075.00	0.00
5/13 A18P NPDES Permit Plan	0.00	5,000.00	0.00	5,000.00	0.00
5/13 A18R Transfer Station	0.00	24,605.00	0.00	24,605.00	0.00
5/13 5/13 A18NN Traffic Calmn	0.00	11,680.00	0.00	11,680.00	0.00
5/13 A18QQ Archived Document	0.00	28,832.00	0.00	28,832.00	0.00
5/13 A20D Baiting Brk Swr	0.00	214,447.00	0.00	214,447.00	0.00
5/14 ATM A16D RFID Coll Security	0.00	3,190.00	0.00	3,190.00	0.00
5/14 ATM A16L 15 Drain Sys Wtr Qlt	0.00	32,395.00	0.00	32,395.00	0.00
5/14 ATM A16N FY15 Roadway Imprvmn	0.00	10,270.00	0.00	10,270.00	0.00
5/14 ATM A16O FY15 Traffic Calming	0.00	2,624.00	0.00	2,624.00	0.00
5/14 ATM A16AB 4 Packers 511-514	0.00	6,614.00	0.00	6,614.00	0.00
5/14 ATM A16AJ Paving/Stormwter 15	0.00	7,815.00	0.00	7,815.00	0.00
5/14 ATM A16AL HVAC Replace FY15	0.00	177,585.00	0.00	177,585.00	0.00
5/14 ATM A16AT Archived Doc Scan#3	0.00	75,028.00	0.00	75,028.00	0.00

Public Finance Section
(Revised July 2006)

5/14 ATM A17E Main St Area Wtr Imp	0.00	45,159.00	0.00	45,159.00	0.00
5/14 ATM A17H Wtr Impr Prjcts FY15	0.00	147,760.00	0.00	147,760.00	0.00
5/14 ATM A17I Speen & Cchtuate Wtr	0.00	9,103.00	0.00	9,103.00	0.00
5/14 ATM A17L Dyer St Wtr Main	0.00	10,983.00	0.00	10,983.00	0.00
5/14 ATM A18C Wastewtr Master Plan	0.00	22,711.00	0.00	22,711.00	0.00
5/14 ATM A18D Swr Pump Statn FY15	0.00	12,902.00	0.00	12,902.00	0.00
5/14 ATM A18F Wavrly/Wnthrp Design	0.00	1,931.00	0.00	1,931.00	0.00
5/14 ATM A18J Old Danforth St Swr	0.00	14,912.00	0.00	14,912.00	0.00
5/14 ATM A18K Eastlgh Ltle Frm PS	0.00	128,012.00	0.00	128,012.00	0.00
5/14 ATM A18M Elmfield Rd Swr Impr	0.00	800,000.00	0.00	800,000.00	0.00
5/14 ATM A18N Hop Brook Swr Ralgnm	0.00	215,121.00	0.00	215,121.00	0.00
10/14 STM A17 Mary Dennision Park Testing & Rememdiaiton	0.00	19,125.00	0.00	19,125.00	0.00
5/15 ATM A12E Cypress St Woodland I	0.00	99,133.00	0.00	99,133.00	0.00
5/15 ATM A12F Loring Arena Renovati	0.00	272,982.00	0.00	272,982.00	0.00
5/15 ATM A12H M Dennison Pk Remedia	0.00	42,336.00	0.00	42,336.00	0.00
5/15 ATM A12M Fountain St Design	0.00	65,576.00	0.00	65,576.00	0.00
5/15 ATM A12N Union Ave Roadway	0.00	22,250.00	0.00	22,250.00	0.00
5/15 ATM A12O Landham Pond Dam Desi	0.00	81,922.00	0.00	81,922.00	0.00
5/15 ATM A12U Roadway Improv FY2016	0.00	176,553.00	0.00	176,553.00	0.00
5/15 ATM A12W 2-68K Packers/plow	0.00	50,502.00	0.00	50,502.00	0.00
5/15 ATM A12AB Mech Elec Plum FY16	0.00	10,681.00	0.00	10,681.00	0.00
5/15 ATM A12AC Curbs Sidwlks Ramps	0.00	48,000.00	0.00	48,000.00	0.00
5/15 ATM A12AD Heat Vent Air FY16	0.00	193,101.00	0.00	193,101.00	0.00
5/15 ATM A12AE Farley Schl Pool Are	0.00	393,842.00	0.00	393,842.00	0.00
5/15 ATM A12AM Pol Dpt Boilers	0.00	4,701.00	0.00	4,701.00	0.00
5/15 ATM A12AN Site Sletn #2 Watson	0.00	4,500.00	0.00	4,500.00	0.00
5/15 ATM A13D Meter Replac FY16	0.00	243,063.00	0.00	243,063.00	0.00
5/15 ATM A13E Hydrant & Valve FY16	0.00	20,278.00	0.00	20,278.00	0.00
5/15 ATM A13F Water Improve FY16	0.00	72,354.00	0.00	72,354.00	0.00
5/15 ATM A13H Speen & Cochituate Wt	0.00	1,663,946.00	0.00	1,663,946.00	0.00
5/15 ATM A13I Worcester Rd Wtr Main	0.00	215,086.00	0.00	215,086.00	0.00
5/15 ATM A13J Arlington St Wtr Dsgn	0.00	10,791.00	0.00	10,791.00	0.00
5/15 ATM A13K Indian Head Wtr Tank	0.00	79,528.00	0.00	79,528.00	0.00
5/15 ATM A14A 70K GVW Vactor#738	0.00	8,967.00	0.00	8,967.00	0.00
5/15 ATM A14D 12 Railway Sewer Alig	0.00	150,000.00	0.00	150,000.00	0.00
5/15 ATM A14E Meter Replac FY16	0.00	197,686.00	0.00	197,686.00	0.00
5/15 ATM A14F Sewer Improv FY16	0.00	11,176.00	0.00	11,176.00	0.00
5/15 ATM A14G Pump Station Rplce FY	0.00	135,000.00	0.00	135,000.00	0.00
5/15 ATM A14I Shawmut Terrace Pump	0.00	143,458.00	0.00	143,458.00	0.00
5/15 ATM A14J Worcester Road Design	0.00	367,426.00	0.00	367,426.00	0.00
5/15 ATM A14M 18K Cab Closed Camera	0.00	311,075.00	0.00	311,075.00	0.00
5/16 ATM A15A Fire Stn#5 Bldg Plan	0.00	93,254.00	0.00	93,254.00	0.00
5/16 ATM A15B Police Bldg Plan	0.00	193,458.00	0.00	193,458.00	0.00
5/16 ATM A15D Cruier Laptops	0.00	216,449.00	0.00	216,449.00	0.00

5/16 ATM A15F Drainage FY17	0.00	208,906.00	0.00	208,906.00	0.00
5/16 ATM A15G Main St Rtn Wall	0.00	5,931.00	0.00	5,931.00	0.00
5/16 ATM A15H Sxnvl Rtn Wall	0.00	9,800.00	0.00	9,800.00	0.00
5/16 ATM A15I 15K Dump #413	0.00	6,186.00	0.00	6,186.00	0.00
5/16 ATM A15J Sidewalk Tr#460	0.00	155,489.00	0.00	155,489.00	0.00
5/16 ATM A15K 10K Util #405	0.00	7,861.00	0.00	7,861.00	0.00
5/16 ATM A15L FY17 Roads	0.00	3,317,315.00	0.00	3,317,315.00	0.00
5/16 ATM A15M 15K Dump #412	0.00	7,861.00	0.00	7,861.00	0.00
5/16 ATM A15N 10K Pickup #502	0.00	7,861.00	0.00	7,861.00	0.00
5/16 ATM A15O 10K Pickup #51	0.00	7,861.00	0.00	7,861.00	0.00
5/16 ATM A15P Tomb Old South	0.00	59,502.00	0.00	59,502.00	0.00
5/16 ATM A15R F550 Crew Cab	0.00	73,062.00	0.00	73,062.00	0.00
5/16 ATM A15S F550 Trash Cmptr	0.00	100,473.00	0.00	100,473.00	0.00
5/16 ATM A15U Fuller Strct Shrg	0.00	85,480.00	0.00	85,480.00	0.00
5/16 ATM A15V F250 Pickup	0.00	39,804.00	0.00	39,804.00	0.00
5/16 ATM A15W Cube Truck	0.00	41,143.00	0.00	41,143.00	0.00
5/16 ATM A15X FY17 Clock MEPS	0.00	49,753.00	0.00	49,753.00	0.00
5/16 ATM A15Y FY17 Technology	0.00	867,763.00	0.00	867,763.00	0.00
5/16 ATM A15Z King Asbetos Abate	0.00	175,572.00	0.00	175,572.00	0.00
5/16 ATM A15AA King Fire Alrms	0.00	2,960.00	0.00	2,960.00	0.00
5/16 ATM A15AB FY17 Pavng Strm	0.00	1,383,960.00	0.00	1,383,960.00	0.00
5/16 ATM A15AC FY17 HVAC DESIGN	0.00	17,539.00	0.00	17,539.00	0.00
5/16 ATM A16A 10K Utlty #722	0.00	6,828.00	0.00	6,828.00	0.00
5/16 ATM A16B 15K Dump #726	0.00	6,186.00	0.00	6,186.00	0.00
5/16 ATM A16C 40K Dump #733	0.00	185,383.00	0.00	185,383.00	0.00
5/16 ATM A16D 35K Cnstrtn #744	0.00	199,431.00	0.00	199,431.00	0.00
5/16 ATM A16E FY17 Mtr Rplace	0.00	290,132.00	0.00	290,132.00	0.00
5/16 ATM A16F FY17 Swr Impr Prjcts	0.00	173,700.00	0.00	173,700.00	0.00
5/16 ATM A16G FY17 Pump Stns	0.00	8,731.00	0.00	8,731.00	0.00
5/16 ATM A16H Fountain St #1	0.00	43,980.00	0.00	43,980.00	0.00
5/16 ATM A16I FY17 Swr Evl Survy	0.00	536,799.00	0.00	536,799.00	0.00
5/16 ATM A16J 40K Dump #630	0.00	200,726.00	0.00	200,726.00	0.00
5/16 ATM A16K 11K Utlty #616	0.00	6,828.00	0.00	6,828.00	0.00
5/16 ATM A16L 11K Srvc Body #618	0.00	6,828.00	0.00	6,828.00	0.00
5/16 ATM A16M FY17 Mtr Rplace	0.00	293,024.00	0.00	293,024.00	0.00
5/16 ATM A16N FY17 Hydrant Vlves	0.00	84,048.00	0.00	84,048.00	0.00
5/16 ATM A16O FY17 Wtr Imprv	0.00	132,420.00	0.00	132,420.00	0.00
5/16 ATM A16P Indian Wtr Tank	0.00	503,872.00	0.00	503,872.00	0.00
5/16 ATM A16Q Wtr Mstr Plan	0.00	57,362.00	0.00	57,362.00	0.00
5/16 ATM A16R Fountain St #1	0.00	181,719.00	0.00	181,719.00	0.00
				0.00	
TOTAL	16,219,372.00	20,547,185.00	13,199,606.00	23,566,951.00	141,130.32
				Must equal page 2 Total	

Public Finance Section
(Revised July 2006)

Finance —
Board of Assessors

REPORT OF THE BOARD OF ASSESSORS

GENERAL SCOPE AND FUNCTION

The Department of the Board of Assessors is comprised of three appointed Board members, and eight full time staff employees: Chief Assessor, Commercial Assessor, Office Manager, four Field Assessors and one Customer Service Representative.

The Office of the Board of Assessors is a value-based department. The Assessors are primarily responsible for determining the full and fair cash value of all real and personal property within the municipality.

Other duties of the Department include: administer motor vehicle excise tax, compile and submit the annual Tax Rate Recapitulation to the Department of Revenue in conjunction with the Town Accountant, abate/exempt/ or defer taxes, defend established values on abatement applications and at Appellate Tax Board hearings, maintain tax assessment maps, and oversee the town's overlay reserve account (an account established to fund abatements, exemptions, and unpaid taxes for the respective fiscal year).

Tax law intends for each taxpayer to pay an equitable share of the tax burden in proportion to the value of the property or asset. This is known as ad valorem tax, or according to value tax.

It is important to note that Assessors do not raise or lower taxes, nor do the Assessors set rate of taxation (tax rate). These determinations are made with the assistance of assessment values, but are decisions made outside of the scope of the Assessing Department.

FISCAL YEAR 2017 — Interim Value Year

Fiscal year 2017 was the year for the City of Framingham.

The Assessing Department does the following for value adjustments for this type of fiscal year:

- **Real Property** — Review, analyze, and if necessary, adjust current value assessment levels, using primary source data such as sales within the town for residential properties, and sales and income and expense information returns for commercial and industrial property. Review of secondary source data is also used. Secondary sources are local builders, local real estate agents, subscription services, and sale and assessment information from other towns or cities.
- **Personal Property** — Review, analyze, and adjust asset values based on Form of List asset returns. Assets are placed in the assessment system based on replacement cost and depreciated using schedules based on asset type.
- In addition to the above analysis, the department does the following: continues with annual cyclical inspections of both real and personal property accounts, adjusts assessing map, updates real property per building permit inspections, updates website, processes abatement applications, processes personal exemption applications, processes tax deferral applications, and motor vehicle abatement applications. The culmination of the real & personal property analysis, is the submission of the real property sales and statistical work, to the Department of Revenue Division of Local Services for value approval.
- These actions and valuations occur every year, with the fifth year being different tax year type, known as a certification year, essentially, an assessing audit performed by the Department of Revenue DLS. Assessors review market information and adjust values according. Consequently, one of the main duties of the DOR Bureau of Local Assessment is to review and approve each municipality's property values each year, to ensure that values are at full and fair market value; and uniform valuation and industry standards are meeting or exceeding Department of Revenue assessment standards.
- Residential properties are generally valued and adjusted based upon market sales that occurred in calendar year 2015.
- Commercial & Industrial properties are generally valued and adjusted based upon the following: market rental income, market rental expense, market vacancy rates, and area income capitalization rates in calendar year 2015.
- Personal property is generally valued and adjusted based upon: asset description, condition, replacement cost new, year purchased and asset depreciation schedule, as of the assessment date.

TAX RATE SUMMARY

The total amount to be raised through taxation (tax levy) is calculated after all other sources of revenue and total expenses for the town are known. The levy for fiscal year 2017 was ***$182,403,844.81.*** The Department of Revenue approved the following tax rates: ***$16.71*** per 1000 of value for residential properties, and ***$36.52*** per 1000 of value for commercial, industrial and personal property properties.

FY2017		
PROPERTY CLASS	ASSESSED VALUATION	PERCENT OF TOTAL VALUATION
RESIDENTIAL	6,447,434,328	75.9%
OPEN SPACE	-	
TOTAL RES/OS	6,447,434,328	75.9%
COMMERCIAL	1,507,281,351	17.7%
INDUSTRIAL	269,788,250	3.2%
PERSONAL	267,487,277	3.1%
TOTAL CIP	2,044,556,878	24.1%
TOTALS	8,491,991,206	100.0%
RE EXEMPT VALUE	906,509,955	

SUMMARY

Real Estate

The real estate market in Framingham saw increasing values in FY2017. Residential, commercial and personal property values all saw varying percentage increases.

A public hearing was held on November 15, 2016 in which the City Council chose a dual tax rate with a tax shift away from the residential base and onto the commercial, industrial, and personal tax base. The Department of Revenue then approved the tax rates as previously stated.

Other items

- Motor Vehicle Excise Tax: $8,135,000 in tax dollars
- Real Estate Tax Exemptions granted: 300 applications, $239,048 in tax dollars.
- Real Estate Tax Deferrals granted: 10 applications, $45,274 in tax dollars
- RE Abatement applications granted: 46 applications, $149,659 in tax dollars

Property values, tax assessment maps, and FAQ's relating to various functions of the assessing department can be found on the town website (www.framinghamma.gov) Please feel free to call, email, or visit the office if you have any questions regarding your property value or the assessment process.

Respectfully submitted,

William G. Naser, MAA
Chief Assessor

REAL PROPERTY TAX ABATEMENTS
FISCAL YEARS:
2016, 2015, 2014, 2013, 2012

PARCEL ID	LOC1	LOC2	OWNER NAME	FINAL FY VALUE	TAX RATE	ORIGINAL TAX AMOUNT	REASON	VALUE ALLOWED (abated)	TAX ALLOWED (abated)	STATE USE CODE	FISCAL YEAR
100/068.0-0135-0012.0	40	ABERDEEN RD	FATHI, HOSSEIN	281,900	0.01829	$5,155.95	GRT - ALLOWED	41,700	$762.69	101	2014
100/660.0-0001-0249.0	32	ANGELICA DR	PRICE, JAMES D & LEE ANN	367,000	0.01829	$6,712.43	GRT - ALLOWED	16,300	$298.13	101	2014
017-68-9452-000	9	ARBETTER	ARBETTER ASSOCIATES LIMITED PARTNERSHIP	7,305,000	0.03652	$266,778.60	GRT - ALLOWED	2,305,000	$84,178.60	304	2017
017-78-0558-000	11	ARBETTER	ARBETTER ASSOCIATES LIMITED PARTNERSHIP	751,400	0.03652	$27,441.13	GRT - ALLOWED	451,400	$16,485.13	304	2017
100/632.0-0001-0023.0	1	ARBOR WAY	HELFY, SUSAN & SCHWARTZ, KENNETH J	411,800	0.01829	$7,531.82	GRT - ALLOWED	28,500	$521.27	101	2014
100/176.0-0431-0002.A	0	ARLINGTON ST	CONSOLIDATED RAIL CORP	277,500	0.03899	$10,819.73	GRT - ALLOWED	137,300	$5,353.33	440	2015
100/011.0-0021-0023.0	42	ARLINGTON ST	SOM, ANGEL M	253,600	0.01784	$4,524.22	GRT - ALLOWED	3,200	$57.09	104	2013
100/176.0-0431-0002.B	223	ARLINGTON ST RR	CONSOLIDATED RAIL CORP	269,100	0.03899	$10,492.21	GRT - ALLOWED	143,800	$5,606.76	441	2015
100/379.0-0039-0030.0	15	ARNOLD RD	AKHTAR MAHMOOD	432,200	0.01829	$7,904.94	GRT - ALLOWED	13,200	$241.43	101	2014
100/175.0-0001-0036.0	55	ARSENAL RD	O'CONNOR, PHYLLIS M	257,700	0.01829	$4,713.33	GRT - ALLOWED	175,821	$3,215.77	104	2014
100/085.0-0168-0022.0	219	ARTHUR ST	INGHAM, DAVID M TR	223,400	0.01829	$4,085.99	GRT - ALLOWED	5,200	$95.11	101	2014
100/391.0-0013-0026.0	7	ASPEN CIR	AVERS, EILEEN R TR	460,500	0.01782	$8,206.11	GRT - ALLOWED	22,300	$397.39	101	2015
100/223.0-0046-0040.0	12	AUBURN ST EXTN	PORTER, JENNIFER L TR	421,100	0.01782	$7,504.00	GRT - ALLOWED	56,100	$999.70	101	2015
066-79-3508-000	2	BANCROFT CIR	DZURO, DEBORAH S /	371,400	0.01738	$6,455.00	GRT - ALLOWED	16,300	$283.00	101	2016
100/207.0-0017-0005.0	30	BARBER RD	WILLIAMS, CRAIG A & KAREN M	449,100	0.01782	$8,002.96	GRT - ALLOWED	30,000	$534.60	101	2015
100/166.0-0348-0007.0	61	BATES RD EXTN	FORDE, JAMES & MARGARET B	265,000	0.01782	$4,722.30	GRT - ALLOWED	19,900	$354.62	104	2015
100/254.0-0109-0006.0	33	BEACON ST	GRONTZOS REAL ESTATE II, LLC	1,383,500	0.03899	$53,942.67	GRT - ALLOWED	237,100	$9,244.53	325	2015
100/095.0-0199-0003.A	3	BEAVER PK RD	COLEROSS JAMES, LLC	2,582,100	0.01829	$47,226.61	GRT - ALLOWED	331,041	$6,054.74	112	2014
136-34-1896-000	240	BEAVER ST	TOWN OF FRAMINGHAM /	109,700	0.01738	$1,907.00	GRT - ALLOWED	109,700	$1,907.00	936	2016
120-78-3152-000	6	BEECH ST	MORGAN TR, J DENNIS / SIX BEECH STREET RL	326,700	0.03798	$12,408.00	GRT - ALLOWED	104,000	$3,950.00	340	2016
068-28-1801-000	37	BELKNAP RD	ROSENTHAL, DAVID /	826,900	0.01738	$14,372.00	GRT - ALLOWED	49,000	$852.00	101	2016
100/435.0-0001-0027.G	299	BELKNAP RD	MANN, MARTIN R & JUDITH B	555,800	0.01782	$9,904.36	GRT - ALLOWED	52,100	$928.42	101	2015
100/435.0-0001-0027.H	333	BELKNAP RD	BARBER, MAUREEN F	573,000	0.01782	$10,210.86	GRT - ALLOWED	16,000	$285.12	101	2015
100/304.0-0213-0029.0	19	BIRCH RD	SMITH, BEVERLY J	245,500	0.01782	$4,374.81	GRT - ALLOWED	23,300	$415.21	101	2015
100/554.0-0001-0041.0	4	BIRCHMEADOW CIR	HYZEN ROBERT H & HELAINE S	358,200	0.01782	$6,383.12	GRT - ALLOWED	48,700	$867.83	101	2015
100/768.0-0001-0099.0	99	BISHOP DR	DA SILVA, EDMAR VILARINO	115,100	0.01784	$2,053.38	GRT - ALLOWED	12,600	$224.78	102	2013
100/768.0-0001-0099.0	99	BISHOP DR	DESOUZA, JULIANE	115,100	0.01829	$2,105.18	GRT - ALLOWED	9,000	$164.61	102	2014
055-80-6409-000	36	BLACKBERRY	CARROLL, PATRICIA A /	381,300	0.01671	$6,371.52	GRT - ALLOWED	6,300	$105.27	101	2017
100/555.0-0001-0018.0	36	BLACKBERRY LN	CARROLL, PATRICIA A	342,200	0.01829	$6,258.84	GRT - ALLOWED	25,900	$473.71	101	2014
100/324.0-0008-0021.0	39	BLACKBERRY LN	SCHULLMAN, DANIEL & MONFREDO, DONNA L	397,500	0.01829	$7,270.28	GRT - ALLOWED	25,000	$457.25	101	2014
135-05-7008-000	92	BLANDIN AVE	STONEGATE 92 BLANDIN AVE 2015, LLC /	4,698,700	0.03798	$178,457.00	GRT - ALLOWED	1,498,700	$56,921.00	400	2016
056-01-1321-000	6	BONVINI	BETHONEY, MARY C /	902,900	0.01671	$15,087.46	GRT - ALLOWED	98,500	$1,645.94	101	2017
046-02-1414-000	19	BONVINI	ZEMACK, ABY & LISA Z /	813,000	0.01671	$13,585.23	GRT - ALLOWED	87,000	$1,453.77	101	2017
100/751.0-0001-0005.A	8	BONVINI DR	CUSHING, CHRISTOPHER & YANA GRIBUN	998,900	0.01829	$18,269.88	GRT - ALLOWED	60,800	$1,112.03	101	2014
056-01-0780-000	12	BONVINI DR	BROYLES, CRISTOPHER D /	845,200	0.01738	$14,690.00	GRT - ALLOWED	96,600	$1,679.00	101	2016
100/585.0-0001-0001.0	2	BOSWORTH RD	PATTAS CHRIS & STAMATI	315,900	0.01829	$5,777.81	GRT - ALLOWED	18,100	$331.05	101	2014
140-53-8797-000	81	BRIDGES ST EXT	SHERMAN, ALLAN J & NANCY J /	281,500	0.01738	$4,892.00	GRT - ALLOWED	21,500	$374.00	101	2016
100/732.0-0001-0019.C	353	BRIMSTONE LN	TOSTI CHRISTOPHER P	423,900	0.01782	$7,553.90	GRT - ALLOWED	56,200	$1,001.48	101	2015
100/732.0-0001-0019.A	365	BRIMSTONE LN	AMERICAN TOWERS INC	525,600	0.03899	$20,493.14	GRT - ALLOWED	130,600	$5,092.09	431	2015
100/484.0-0001-0183.F	400	BROOK ST	SANNICANDRO, MICHAEL G & MARIE A TRS	279,200	0.01829	$5,106.57	GRT - ALLOWED	25,800	$471.88	101	2014
086-04-6021-000	10	CALIFORNIA AVE	GENZYME CORP /	3,817,800	0.03798	$145,000.00	GRT - ALLOWED	548,900	$20,847.00	402	2016
014-88-9198-000	26	CARTER	MAHON, ANNETTE /	463,900	0.01671	$7,751.77	GRT - ALLOWED	11,700	$195.51	101	2017
014-79-9581-000	70	CARTER	THEODORE, IRVING & ELSIE /	1,349,400	0.01671	$22,548.47	GRT - ALLOWED	116,100	$1,940.03	101	2017
134-74-5950-000	40	CEDAR ST	CAO, JINGSONG / ZHANG, JUNHONG	245,900	0.01738	$4,274.00	GRT - ALLOWED	28,000	$487.00	105	2016
050-23-8499-000		CENTENNIAL	FINLEY, JOHN H TR / SAXONVILLE REALTY TRU	125,900	0.03652	$4,597.87	GRT - ALLOWED	65,900	$2,406.67	442	2017
050-22-9616-000	2	CENTRAL	FINLEY, JOHN H TR / SAXONVILLE REALTY TRU	4,401,300	0.03652	$160,735.48	GRT - ALLOWED	4,341,300	$158,544.28	401	2017
100/279.0-0156-0008.0	2	CENTRAL ST	FINLEY, JOHN H TR	3,559,000	0.03998	$142,288.82	GRT - ALLOWED	47,800	$1,911.04	401	2013
100/279.0-0156-0008.0	2	CENTRAL ST	FINLEY, JOHN H TR	3,559,000	0.03998	$142,288.82	GRT - ALLOWED	159,000	$6,356.82	401	2013
100/335.0-0013-0025.0	363	CENTRAL ST	TAYLOR TR, LAURENE	248,600	0.01784	$4,435.02	GRT - ALLOWED	23,600	$421.02	101	2013
100/315.0-0998-0002.0	9	CENTRAL ST #2	DONNELLY, LINDA J	128,000	0.01784	$2,283.52	GRT - ALLOWED	22,000	$392.48	102	2013
119-39-5933-000	18	CHAUTAUQUA AVE	MATTERAZZO JR, EUGENE & NANCY P /	156,400	0.01738	$2,718.00	GRT - ALLOWED	131,300	$2,282.00	106	2016
109-90-4599-000	20	CHERRY OCA LN	COHEN, ALLEN R TR / COHEN REALTY TRUST	282,900	0.01738	$4,917.00	GRT - ALLOWED	252,300	$4,385.00	101	2016
100/684.0-0001-0026.0	6	CHICKATAWBUT RD	BACON, JEFFREY T & ELLEN M	435,400	0.01782	$7,758.83	GRT - ALLOWED	57,200	$1,019.30	101	2015
025-07-9981-000	9	CHICKATAWBUT RD	SAKS, RYAN S & IRYNA /	396,900	0.01738	$6,898.00	GRT - ALLOWED	13,200	$229.00	101	2016
100/228.0-0088-0008.0	5	CHILDS CIR	KISH, CARLTON D & MICHELLE M	430,600	0.01784	$7,681.90	GRT - ALLOWED	33,200	$592.29	101	2013
100/117.0-0235-0001.A	20	CL JAMES M HALPIN DR	CONSOLIDATED RAIL CORP	1,369,100	0.04092	$56,023.57	GRT - ALLOWED	130,900	$5,356.43	337	2014
100/085.0-0168-0027.B	1	CLARKS HILL	DIRECT INVEST-1 CLARKS HILL, LLC	9,560,200	0.04092	$391,203.38	GRT - ALLOWED	939,900	$38,460.71	340	2014
100/085.0-0168-0027.B	1	CLARKS HILL	DIRECT INVEST-1 CLARKS HILL, LLC	9,560,200	0.04092	$391,203.38	GRT - ALLOWED	22,969	$939.91	340	2014
100/085.0-0168-0027.B	1	CLARKS HILL	DIRECT INVEST-1 CLARKS HILL, LLC	9,560,200	0.04092	$391,203.38	GRT - ALLOWED	37,031	$1,515.29	340	2014
129-27-3810-004	4	CLARKS HILL RD	CLARKS HILL REALTY	401,700	0.01738	$6,982.00	GRT - ALLOWED	211,300	$3,672.00	102	2016

REAL PROPERTY TAX ABATEMENTS
FISCAL YEARS:
2016, 2015, 2014, 2013, 2012

PARCEL ID	LOC1	LOC2	OWNER NAME	FINAL FY VALUE	TAX RATE	ORIGINAL TAX AMOUNT	REASON	VALUE ALLOWED (abated)	TAX ALLOWED (abated)	STATE USE CODE	FISCAL YEAR
129-27-3810-000	10	CLARKS HILL RD	ZEYA, W	570,100	0.01738	$9,908.00	GRT - ALLOWED	178,400	$3,101.00	102	2016
100/599.0-0001-0151.0	3	CLAUDETTE CIR	OKAN, HALIL & CANAN	327,100	0.01784	$5,835.46	GRT - ALLOWED	12,900	$230.14	101	2013
100/599.0-0001-0151.0	3	CLAUDETTE CIR	OKAN, HALIL & CANAN	310,300	0.01829	$5,675.39	GRT - ALLOWED	30,600	$559.67	101	2014
100/598.0-0001-0186.0	37	CLAUDETTE CIR	MACIEL, MARIA A	294,700	0.01784	$5,257.45	GRT - ALLOWED	12,000	$214.08	101	2013
100/535.0-0001-0022.0	27	CLEARVIEW DR	BANK TRS, LESLIE I & MARION R	371,300	0.01784	$6,623.99	GRT - ALLOWED	9,200	$164.13	101	2013
111-61-9050-000	12	CLOVELLY LN	MURFIN, DARREN & CAROL P /	527,000	0.01738	$9,159.00	GRT - ALLOWED	28,700	$499.00	101	2016
083-56-2443-000	405	COCHITUATE	PARK SQUARE REVIVAL CORP /	5,875,400	0.03652	$214,569.61	GRT - ALLOWED	475,400	$17,361.61	340	2017
083-46-8713-000	500	COCHITUATE	BULL 500 REALTY ASSOCIATES, LLC /	4,640,700	0.03652	$169,478.36	GRT - ALLOWED	640,700	$23,398.36	321	2017
083-57-7348-000	550	COCHITUATE	MEDICAL INFORMATION TECHNOLOGY INC /	60,707,300	0.03652	$2,217,030.60	GRT - ALLOWED	1,707,300	$62,350.60	340	2017
100/242.0-0079-0002.B	118	COCHITUATE RD	GARDNER, THOMAS H & BRENDA A	281,400	(split)	$6,444.00	GRT - ALLOWED	73,793	$1,315.00	013	2015
100/347.0-0111-0007.0	222	COCHITUATE RD	CHALIFOUX REALTY, LLC	302,500	0.04092	$12,378.30	GRT - ALLOWED	302,500	$12,378.30	390	2014
100/347.0-0111-0015.0	260	COCHITUATE RD	LEGACY PREMIER, LLC	4,574,100	0.03998	$182,872.52	GRT - ALLOWED	1,017,600	$40,683.65	342	2013
100/344.0-0108-0018.B	345	COCHITUATE RD	MCCARTHY, GEORGE E & AND LAUER, E TRS	2,836,300	0.03899	$110,587.34	GRT - ALLOWED	667,348	$26,019.90	326	2015
100/346.0-0110-0021.0	501	COCHITUATE RD	FRAMINGHAM STORAGE, LLC	4,560,900	0.04092	$186,632.03	GRT - ALLOWED	1,560,900	$63,872.03	316	2014
100/349.0-0114-0001.C	650	COCHITUATE RD	ROUSSEAU REALTY LLC	10,008,000	0.03899	$390,211.92	GRT - ALLOWED	6,308,000	$245,948.92	301	2015
100/346.0-0110-0003.A	665	COCHITUATE RD	SHUMAN, DAVID M TR	1,279,000	0.03899	$49,868.21	GRT - ALLOWED	225,760	$8,802.38	340	2015
100/311.0-0235-0003.0	740	COCHITUATE RD	COCHITUATE REALTY INC	1,138,100	0.03899	$44,374.52	GRT - ALLOWED	43,917	$1,712.32	390	2015
100/311.0-0235-0004.0	750	COCHITUATE RD	THE TJX COMPANIES, INC	31,109,200	0.03899	$1,212,947.71	GRT - ALLOWED	1,408,566	$54,919.99	340	2015
100/442.0-0001-0248.0	9	CODY RD	BOOTH, CHRISTINA L	243,900	0.01784	$4,351.18	GRT - ALLOWED	9,900	$176.62	101	2013
051-53-8742-000	3	COLBY	ELLIS, RICHARD A & JOANNE M /	595,600	0.01671	$9,952.48	GRT - ALLOWED	51,300	$857.22	101	2017
010-60-4647-000	1	COLONIAL DR	BUNNELL, CYNTHIA /	402,800	0.01738	$7,001.00	GRT - ALLOWED	65,600	$1,140.00	101	2016
100/126.0-0261-0034.0	48	CONANT RD	FRAMINGHAM HOUSING DEVEL CORP, II	215,800	0.01829	$3,946.98	GRT - ALLOWED	34,280	$626.98	101	2014
100/042.0-0081-0001.0	266	CONCORD ST	FRAM WESLEY METHD CHURCH PROPS INC	539,200	0.03899	$21,023.41	GRT - ALLOWED	57,730	$2,250.89	326	2015
102-03-9594-000	741	CONCORD ST	CONCORDE LLC /	275,900	0.03798	$10,479.00	GRT - ALLOWED	134,100	$5,093.00	5093	2016
100/257.0-0121-0001.0	908	CONCORD ST	MICHAEL SEADIA TR	199,700	0.03998	$7,984.01	GRT - ALLOWED	27,900	$1,115.44	340	2013
082-26-4109-000	971	CONCORD ST	BROSSI BROTHERS LIMITED PARTNERSHIP /	2,554,500	0.03798	$97,020.00	GRT - ALLOWED	430,300	$16,343.00	340	2016
100/274.0-0146-0001.0	1426	CONCORD ST	LOVUOLO, MICHAEL & PARKER, SCOTT TRS	368,000	0.01782	$6,557.76	GRT - ALLOWED	46,300	$825.07	105	2015
100/275.0-0147-0003.C	1454	CONCORD ST	AVACORD CONSULTING, LLC	720,200	0.01784	$12,848.37	GRT - ALLOWED	84,800	$1,512.83	101	2013
100/442.0-0001-0273.0	11	COPELAND RD	HOWE, SETH P	242,000	0.01784	$4,317.28	GRT - ALLOWED	8,000	$142.72	101	2013
100/593.0-0001-0014.0	34	CRESTWOOD DR	DEANER DENNIS & ELEANOR	409,200	0.01784	$7,300.13	GRT - ALLOWED	17,300	$308.63	101	2013
100/776.0-0001-0014.0	4	CROSBY CIR	GANZ, GISELE M	348,300	0.01782	$6,206.71	GRT - ALLOWED	3,200	$57.02	101	2015
100/103.0-0212-0005.0	3	CURTIS RD	DEMAURO,PASQUALE J & CELIA - LIFE ESTATE	292,400	0.01782	$5,210.57	GRT - ALLOWED	20,900	$372.44	104	2015
100/609.0-0001-0410.0	50	CYNTHIA RD	FITZGERALD RICHARD D & MARIE A	292,300	0.01784	$5,214.63	GRT - ALLOWED	9,500	$169.48	101	2013
100/026.0-0049-0008.0	24	DAY HILL RD	ROGERS, PETER T	298,800	0.01784	$5,330.59	GRT - ALLOWED	13,100	$233.70	101	2013
100/026.0-0049-0004.A	42	DAY HILL RD	DUCEY, FRANK A TR	115,100	0.01784	$2,053.38	GRT - ALLOWED	114,800	$2,048.03	132	2013
100/265.0-0131-0027.0	21	DEBRA LN	LASKIN, SIMON	279,300	0.01829	$5,108.40	GRT - ALLOWED	8,300	$151.81	101	2014
041-65-5937-017	2	DEER PATH	BRENDON PROPERTIES	299,575	0.01738	$5,207.00	GRT - ALLOWED	299,575	$5,207.00	102	2016
100/021.0-0042-0011.0	28	DELOSS ST	WARREN, RAYMOND T & PATRICIA B TRS	355,900	0.01829	$6,509.41	GRT - ALLOWED	25000	$457.25	105	2014
014-79-2723-000	1	DOESKIN	MARINESCU, SORIN RADU & MARIA LUISA /	945,500	0.01671	$15,799.31	GRT - ALLOWED	32,800	$548.09	101	2017
014-68-2280-000	5	DOESKIN	PERSECHINI, MICHAEL & JANINE /	1,171,800	0.01671	$19,580.78	GRT - ALLOWED	224,200	$3,746.38	101	2017
100/780.0-0001-0027.0	1	DOESKIN DR	MARINESCU, SORIN RADU & MARIA LUISA	853,900	0.01829	$15,617.83	GRT - ALLOWED	23,000	$420.67	101	2014
100/780.0-0001-0017.0	2	DOESKIN DR	MACK DELBERT & CAROLYN	989,000	0.01782	$17,623.98	GRT - ALLOWED	76,300	$1,359.67	101	2015
100/413.0-0001-0021.A	15	DOESKIN DR	JPMORGAN CHASE BANK, NATIONAL	1,067,800	0.01782	$19,028.20	GRT - ALLOWED	68,900	$1,227.80	101	2015
014-68-6811-000	15	DOESKIN DR	SHEN, JIANHUA / YAN, DINGXUE	1,052,800	0.01738	$18,298.00	GRT - ALLOWED	193,200	$3,358.00	101	2016
081-86-7629-000	47	DONNA RD	ASARO, GASPARE /	321,400	0.01738	$5,586.00	GRT - ALLOWED	8,600	$149.00	101	2016
100/133.0-0275-0018.0	41	DOW ST	BELLOLI CARLO & HAZEL	225,800	0.01782	$4,023.76	GRT - ALLOWED	35,000	$623.70	104	2015
118-19-8198-000	614	DR HARVEY	VY PROPERTIES, LLC /	133,800	0.01671	$2,235.80	GRT - ALLOWED	93,600	$1,564.06	132	2017
118-19-8118-000	616	DR HARVEY	VY PROPERTIES, LLC /	133,800	0.01671	$2,235.80	GRT - ALLOWED	61,500	$1,027.67	132	2017
100/274.0-0146-0014.0	5	DUNHAM RD	IVASHINA, SVETLANA & DAVIDOVICH, YURIY	289,400	0.01784	$5,162.90	GRT - ALLOWED	1,926	$34.36	101	2013
100/108.0-0219-0002.0	90	EAMES ST	BLOCH, HARVEY E TRUSTEE	383,900	0.03998	$15,348.32	GRT - ALLOWED	73,900	$2,954.52	316	2013
100/351.0-0001-0018.0	121	EDGELL RD	SMITH, CALVIN DONAHUE	453,300	0.01782	$8,077.81	GRT - ALLOWED	74,200	$1,322.24	101	2015
100/352.0-0002-0020.0	162	EDGELL RD	ST JOHN OF SHANGHAI AND	470,500	0.01829	$8,605.45	GRT - ALLOWED	281,400	$8,605.45	101	2014
100/358.0-0088-0001.D	317	EDGELL RD	HOLMAN, CARL F JR & GOODKIN, RENAY	495,800	0.01782	$8,835.16	GRT - ALLOWED	62,000	$1,104.84	101	2015
100/358.0-0088-0001.C	319	EDGELL RD	NDOU, THILIVHALI, & TSHINANNE	520,800	0.01829	$9,525.43	GRT - ALLOWED	11,500	$210.33	101	2014
100/358.0-0088-0001.C	319	EDGELL RD	NDOU, THILIVHALI, & TSHINANNE	520,800	0.01829	$9,525.43	GRT - ALLOWED	19,300	$353.00	101	2014
079-37-7710-000	319	EDGELL RD	NDOU, THILIVHALI, & TSHINANNE /	532,000	0.01738	$9,246.00	GRT - ALLOWED	18,300	$318.00	101	2016
100/370.0-0104-0034.0	574	EDGELL RD	GARCIA, ADONAY & ESTRADA, FLAVIA	259,700	0.01782	$4,627.85	GRT - ALLOWED	17,200	$306.50	101	2015
100/384.0-0001-0011.0	1172	EDGELL RD	VETTER, TARL & JOY	355,900	0.01782	$6,342.14	GRT - ALLOWED	9,100	$162.16	101	2015
016-29-5353-000	1222	EDGELL RD	CRISAFULLI, JOSEPH M /	484,300	0.01738	$8,417.00	GRT - ALLOWED	36,300	$631.00	102	2016
036-15-3200-000	177	EDMANDS RD	LEIS TRS, MICHAEL D & ROBERTA G / LEIS FAM	613,100	0.01738	$10,656.00	GRT - ALLOWED	8,200	$143.00	101	2016

REAL PROPERTY TAX ABATEMENTS
FISCAL YEARS:
2016, 2015, 2014, 2013, 2012

PARCEL ID	LOC1	LOC2	OWNER NAME	FINAL FY VALUE	TAX RATE	ORIGINAL TAX AMOUNT	REASON	VALUE ALLOWED (abated)	TAX ALLOWED (abated)	STATE USE CODE	FISCAL YEAR
100/372.0-0120-0027.D	200	EDMANDS RD	HU, DANIEL J	1,083,000	0.01782	$19,299.06	GRT - ALLOWED	91,300	$1,626.97	101	2015
025-96-4425-000	375	EDMANDS RD	LOOMER, G. DOUGLAS & ATWOOD, EUNICE /	651,300	0.01738	$11,320.00	GRT - ALLOWED	32,600	$567.00	101	2016
024-87-1365-000	400	EDMANDS RD	SMITH, RUSSELL & OSSCELLA /	589,000	0.01738	$10,237.00	GRT - ALLOWED	98,000	$1,703.00	101	2016
100/711.0-0001-0018.D	403	EDMANDS RD	MICHALOPOULOS, DINO TR	710,500	0.01782	$12,661.11	GRT - ALLOWED	16,100	$286.90	101	2015
100/737.0-0001-0029.A	463	EDMANDS RD	BEAUBIEN, WILLIAM A & SUSAN M	560,600	0.01782	$9,989.89	GRT - ALLOWED	77,100	$1,373.92	101	2015
024-67-7752-000	618	EDMANDS RD	HELLERMAN, CALEB H / COPELAND, DAPHNE I	499,400	0.01738	$8,680.00	GRT - ALLOWED	81,100	$1,410.00	101	2016
100/431.0-0001-0007.0	736	EDMANDS RD	SCHNEIDER, ROBERT F & PATRICIA B	349,500	0.01784	$6,235.08	GRT - ALLOWED	266,381	$4,752.24	017	2013
023-47-9592-000	775	EDMANDS RD	GRABAU, ALEXANDER M & MEGHAN C /	465,300	0.01738	$8,087.00	GRT - ALLOWED	22,100	$384.00	101	2016
100/421.0-0001-0007.B	801	EDMANDS RD	WHITTEMORE, DAVID O ETAL TRS	172,600	0.01784	$3,079.18	GRT - ALLOWED	165,000	$2,943.60	132	2013
100/431.0-0001-0009.0	842	EDMANDS RD	HARRINGTON, GEORGE C & DIANTHA C TR	659,900	0.01784	$11,772.62	GRT - ALLOWED	44,200	$788.53	109	2013
100/431.0-0001-0009.0	842	EDMANDS RD	HARRINGTON, GEORGE C & DIANTHA C TR	647,100	(split)	$11,592.00	GRT - ALLOWED	10,000	$389.00	017	2015
023-46-4556-000	842	EDMANDS RD	STEPHAN, D W TR / STEPHAN FAMILY REALTY T	677,024	mixed	$11,734.00	GRT - ALLOWED	23,100	$401.00	017	2016
100/423.0-0003-0012.A	939	EDMANDS RD	LIOCE, DAVID M	647,100	0.01782	$11,531.32	GRT - ALLOWED	57,300	$1,021.09	101	2015
100/423.0-0003-0012.G	1031	EDMANDS RD	LACKRITZ, NEAL M & MARJORIE L	439,300	0.03998	$17,563.21	GRT - ALLOWED	162,733	$6,506.07	801	2013
100/423.0-0003-0012.G	1031	EDMANDS RD	LACKRITZ, NEAL M & MARJORIE L	446,400	0.04092	$18,266.69	GRT - ALLOWED	166,460	$6,811.55	801	2014
100/432.0-0001-0016.0	1062	EDMANDS RD	STEPHAN TR, D W	276,100	0.04092	$11,298.01	GRT - ALLOWED	85,885	$3,514.41	718	2014
019-28-5926-000	451	ELM	DEORA, AMI A & ARUN B /	593,700	0.01671	$9,920.73	GRT - ALLOWED	18,900	$315.82	101	2017
100/290.0-0179-0027.0	3	ELM ST	LU, ZHE	423,900	(split)	$10,515.00	GRT - ALLOWED	12,300	$1,698.00	013	2015
100/292.0-0183-0004.B	147	ELM ST	LIBERATO, WEBER K	307,300	0.01829	$5,620.52	GRT - ALLOWED	72,200	$1,320.54	101	2014
100/107.0-0218-0009.0	1	FIRST ST	CORREIA, JOSE & ROSA M LIFE ESTATE	248,800	0.01782	$4,433.62	GRT - ALLOWED	23,500	$418.77	101	2015
065-39-8104-000	66	FLANAGAN DR	LEVIN, DAVID J /	545,800	0.01738	$9,486.00	GRT - ALLOWED	45,300	$787.00	101	2016
100/774.0-0001-0081.0	78	FLANAGAN DR	BOOK, RICHARD H & STACY D	514,000	0.01829	$9,401.06	GRT - ALLOWED	27,900	$510.29	101	2014
065-38-7759-000	79	FLANAGAN DR	ABREU, ALAN B & JENNIFER F /	540,000	0.01738	$9,385.00	GRT - ALLOWED	52,700	$916.00	101	2016
094-54-6987-000	22	FLUTIE	DDR MDT SHOPPERS WORLD LLC /	18,789,000	0.03652	$686,174.28	GRT - ALLOWED	2,014,755	$73,578.85	362	2017
100/143.0-0296-0002.0	31	FOUNTAIN ST	OLIVER, AUDREY M	177,400	0.01784	$3,164.82	GRT - ALLOWED	20,300	$362.15	101	2013
100/142.0-0299-0001.A	59	FOUNTAIN ST	BANCROFT FOUNTAIN REALTY LLC	3,235,600	0.03899	$126,156.04	GRT - ALLOWED	759,447	$29,610.84	316	2015
100/620.0-0001-0061.0	271	FOUNTAIN ST	OLIVA GUIDO J & LENA & PEARL	553,700	0.01782	$9,866.93	GRT - ALLOWED	38,800	$691.42	101	2015
100/150.0-0999-0212.A	212	FOUNTAIN ST #A	GOODMAN, MICHAEL & JANET	168,100	0.01782	$2,995.54	GRT - ALLOWED	23,100	$411.64	102	2015
100/301.0-0208-0016.F	1	FOX CREEK LN	ELON DEVELOPMENT, LLC	153,700	0.01782	$2,738.93	GRT - ALLOWED	105,811	$1,839.00	130	2015
100/301.0-0208-0016.I	7	FOX CREEK LN	ELON DEVELOPMENT, LLC	363,300	0.01782	$6,474.01	GRT - ALLOWED	5,747	$102.41	101	2015
041-44-6864-000	7	FOX CREEK LN	JAIN, SUB	534,100	0.01738	$9,283.00	GRT - ALLOWED	30,100	$523.00	400	2016
100/506.0-0001-0366.0	28	FRANCINE RD	THE NEW ENGLAND CENTER FOR CHILDREN	391,700	0.01829	$7,164.19	GRT - ALLOWED	391,700	$7,164.19	101	2014
100/016.0-0031-0503.0	3	FRANKLIN COMMONS	MONTAGUE, SHAHNAZ Z	167,600	0.04092	$6,858.19	GRT - ALLOWED	24,993	$1,022.71	344	2014
100/016.0-0031-0503.0	3	FRANKLIN COMMONS	MONTAGUE, SHAHNAZ Z	172,900	0.03899	$6,741.37	GRT - ALLOWED	23,800	$927.96	344	2015
100/018.0-0038-0004.0	138	FRANKLIN ST	CAO, JINGSONG	367,400	0.01784	$6,554.42	GRT - ALLOWED	101,700	$1,814.33	111	2013
100/018.0-0038-0004.0	138	FRANKLIN ST	CAO, JINGSONG	367,400	0.01829	$6,719.75	GRT - ALLOWED	50,800	$929.14	111	2014
100/027.0-0051-0003.0	390	FRANKLIN ST	BARJAN REALTY CO	1,174,700	0.03899	$45,801.55	GRT - ALLOWED	87,200	$3,399.93	316	2015
100/027.0-0051-0001.A	480	FRANKLIN ST	FRAMINGHAM FRANKLIN LLC	2,964,900	0.04092	$121,323.71	GRT - ALLOWED	264,900	$10,839.71	323	2014
100/205.0-0008-0011.0	611	FRANKLIN ST	SLATKAVITZ, ALICE	282,600	0.01784	$5,041.58	GRT - ALLOWED	20,700	$369.29	101	2013
111-50-6594-020	475	FRANKLIN ST 20	475 FRANKLIN ST MEDICAL OFF CONDO /	74,600	0.03798	$2,833.00	GRT - ALLOWED	68,800	$2,613.00	344	2016
100/373.0-0102-0004.B	2	FROST ST	MANNING WM C & JUDITH A	314,700	0.01784	$5,614.25	GRT - ALLOWED	26,100	$465.62	101	2013
100/740.0-0001-0022.A	8	FROST ST	MCARDLE, THOMAS M & KATHLEEN A	406,900	0.01782	$7,250.96	GRT - ALLOWED	11,400	$203.15	101	2015
100/374.0-0103-0002.C	48	FROST ST	ZUKOR TR, JOSEPH G	542,500	0.01784	$9,678.20	GRT - ALLOWED	25,700	$458.49	101	2013
100/791.0-0001-0033.0	23	GARVEY RD	WEINER, JOEL	655,200	0.01782	$11,675.66	GRT - ALLOWED	8,500	$151.47	101	2015
097-32-9022-000	45	GATES ST	HEGDE, KIRAN KUMAR RAVI & RAKSHA /	461,200	0.01738	$8,016.00	GRT - ALLOWED	8,400	$146.00	101	2016
097-32-2267-000	63	GATES ST	HOLBROW, MARK J & GWENDOLYN J /	326,800	0.01738	$5,680.00	GRT - ALLOWED	308,600	$5,363.00	106	2016
100/118.0-0239-0007.0	13	GEORGE ST	ZANCHI JOAN M	289,100	0.01784	$5,157.54	GRT - ALLOWED	16,700	$297.93	105	2013
100/137.0-0285-0036.0	78	GILBERT ST	LEWIS, GEORGE	372,000	0.01829	$6,803.88	GRT - ALLOWED	9,600	$175.56	101	2014
100/247.0-0085-0022.0	18	GILLEONARD LN	SCHWARTZ, MILTON & JOAN	546,300	0.01784	$9,745.99	GRT - ALLOWED	23,500	$419.24	101	2013
106-00-9612-000	40	GOODNOW	COOPER, JACQUELIN & MAWS, STEWART L TRS /	660,700	0.01671	$11,040.30	GRT - ALLOWED	63,300	$1,057.74	101	2017
106-11-6587-000	23	GOODNOW LN	SHARMA, DHARAM V & PRAMOD B /	1,089,100	0.01738	$18,929.00	GRT - ALLOWED	150,700	$2,619.00	101	2016
100/733.0-0001-0012.0	28	GOODNOW LN	SUKHARSKY, ANATOLY	886,600	0.01784	$15,816.94	GRT - ALLOWED	95,900	$1,710.86	101	2013
106-10-2781-000	34	GOODNOW LN	IABLONOVSKI, NATALIA & ORLOV, VADIUM /	684,600	0.01738	$11,898.00	GRT - ALLOWED	31,100	$541.00	101	2016
100/083.0-0999-0002.A	39	GRANT ST #1	39 GRANT PROPERTY HOLDINGS, LLC	437,300	0.03998	$17,483.25	GRT - ALLOWED	255,100	$10,198.90	344	2013
100/083.0-0999-0002.A	39	GRANT ST #1	39 GRANT PROPERTY HOLDINGS, LLC	437,300	0.04092	$17,894.32	GRT - ALLOWED	255,100	$10,438.69	344	2014
100/083.0-0999-0002.B	39	GRANT ST #2	39 GRANT PROPERTY HOLDINGS, LLC	1,425,400	0.03998	$56,987.49	GRT - ALLOWED	670,300	$26,798.59	344	2013
100/083.0-0999-0002.B	39	GRANT ST #2	39 GRANT PROPERTY HOLDINGS, LLC	1,425,400	0.04092	$58,327.37	GRT - ALLOWED	670,300	$27,428.68	344	2014
100/344.0-0108-0019.0	10	GREENVIEW ST	KOSOW, MARVIN TRUSTEE	22,865,600	0.01784	$407,922.30	GRT - ALLOWED	4,665,600	$83,234.30	113	2013
100/344.0-0108-0019.0	10	GREENVIEW ST	KOSOW, MARVIN TRUSTEE	22,215,900	0.01829	$406,328.81	GRT - ALLOWED	3,670,459	$67,132.69	113	2014
100/524.0-0001-0025.0	54	GRIFFIN RD	GOLDMAN, SANDRA B	282,800	0.01784	$5,045.15	GRT - ALLOWED	17,600	$313.98	101	2013

REAL PROPERTY TAX ABATEMENTS
FISCAL YEARS:
2016, 2015, 2014, 2013, 2012

PARCEL ID	LOC1	LOC2	OWNER NAME	FINAL FY VALUE	TAX RATE	ORIGINAL TAX AMOUNT	REASON	VALUE ALLOWED (abated)	TAX ALLOWED (abated)	STATE USE CODE	FISCAL YEAR
034-54-8981-000	1060	GROVE	MCLAUGHLIN, F MOORE IV & FAFARD, M / WIN	2,129,800	0.01671	$35,588.96	GRT - ALLOWED	55,800	$932.42	101	2017
024-66-4956-000	1125	GROVE	MOORE, JUDITH A & DAVID W TRS / JUDITH A M	664,100	0.01671	$11,097.11	GRT - ALLOWED	35,700	$596.55	101	2017
100/379.0-0039-0020.0	152	GROVE ST	SECREST-ROBERTSON, RUTH	542,700	(split)	$10,665.00	GRT - ALLOWED	38,776	$691.00	018	2015
078-17-0701-000	296	GROVE ST	ZASADA, PETER R & JOANNA M /	561,100	0.01738	$9,752.00	GRT - ALLOWED	13,000	$226.00	101	2016
078-07-8766-000	300	GROVE ST	MCCARTHY, TIMOTHY E & CYNTHIA / MCCARTI	577,600	0.01738	$10,039.00	GRT - ALLOWED	156,900	$2,727.00	101	2016
100/435.0-0001-0006.B	718	GROVE ST	RICH, DAVID C & BONNIE T	484,400	0.01782	$8,632.01	GRT - ALLOWED	77,600	$1,382.83	101	2015
100/840.0-0001-0010.0	731	GROVE ST	ABDOW, ELLEN S	560,600	0.01829	$10,253.37	GRT - ALLOWED	153,800	$2,813.00	101	2014
100/431.0-0001-0002.0	1060	GROVE ST	MCLAUGHLIN IV, F MOORE ESQ TR	3,430,000	0.01784	$61,191.20	GRT - ALLOWED	930,000	$16,591.20	109	2013
100/431.0-0001-0002.C	1062	GROVE ST	MOYLAN, THOMAS J TR	1,372,300	0.01829	$25,099.37	GRT - ALLOWED	161,800	$2,959.32	101	2014
024-66-3622-000	1103	GROVE ST	D MORGAN & KRISTIN J WILSON /	771,600	0.01738	$13,410.00	GRT - ALLOWED	106,000	$1,842.00	101	2016
100/166.0-0348-0039.0	64	GUILD RD	DAVILA, SIMONE L	247,400	0.01782	$4,408.67	GRT - ALLOWED	2,600	$46.33	104	2015
100/051.0-0102-0002.0	7	HAMPSHIRE RD	SALVATO, JOANNE M	275,000	0.01782	$4,900.50	GRT - ALLOWED	23,700	$422.33	101	2015
100/845.0-0001-0031.0	1	HANCOCK LN	RAVICHAUDRAN, SRINIVASAN & SHANTHI	608,000	0.01782	$10,834.56	GRT - ALLOWED	11,700	$208.49	101	2015
100/158.0-0999-0017.A	6	HARMONY LN UNIT 1	GOODMAN, MICHAEL & JANET	191,000	0.01782	$3,403.62	GRT - ALLOWED	17,000	$302.94	102	2015
100/009.0-0017-0016.0	23	HAYES ST	SOM, ANGEL	207,700	0.01784	$3,705.37	GRT - ALLOWED	16,000	$285.44	101	2013
100/529.0-0001-0035.0	12	HAYNES RD	BRITTON, ROBERT J JR	290,700	0.01784	$5,186.09	GRT - ALLOWED	1,220	$217.65	101	2013
100/707.0-0001-0001.0	2	HEMLOCK LN	MANOWITZ, PAULA & KAREN T	547,000	0.01784	$9,758.48	GRT - ALLOWED	38,200	$681.49	101	2013
100/244.0-0001-0039.0	23	HIGHGATE RD	KAUFMAN TRS, ABRAHAM & ARLENE	319,300	0.01829	$5,840.00	GRT - ALLOWED	10,000	$182.90	101	2014
100/295.0-0001-0045.0	35	HIGHGATE RD	MOTYKA, JOSEPH M	315,300	0.01829	$5,766.84	GRT - ALLOWED	29,400	$537.73	101	2014
100/118.0-0239-0005.0	400	HOLLIS ST	SOM, ANGEL M	300,100	0.01784	$5,353.78	GRT - ALLOWED	9,300	$165.91	105	2013
100/137.0-0285-0004.0	435	HOLLIS ST	QUINTANILLA, EDITH B	201,900	0.01784	$3,601.90	GRT - ALLOWED	3,600	$64.22	101	2013
100/167.0-0350-0009.0	480	HOLLIS ST	CONSOLIDATED RAIL CORP	3,177,800	0.04092	$130,035.58	GRT - ALLOWED	311,700	$12,754.76	338	2014
100/005.0-0009-0019.0	206	HOWARD ST	FIORE JOHN C	424,500	0.04092	$17,370.54	GRT - ALLOWED	296,122	$5,250.81	342	2014
100/005.0-0009-0018.0	220	HOWARD ST	ROSE, WILLIAM H TR	299,100	0.03899	$11,661.91	GRT - ALLOWED	30,000	$1,169.70	332	2015
113-20-5142-000	102	HOWE ST	PESO ANTHONY A /	343,900	0.01738	$5,977.00	GRT - ALLOWED	29,000	$504.00	101	2016
129-36-8274-000	3	INTERFAITH TERR	COCHITUATE HOMES INC /	7,386,400	0.01738	$128,376.00	GRT - ALLOWED	1,111,200	$19,313.00	125	2016
135-85-9294-000	113	IRVING ST	LEVANT PROPERTIES, LLC /	875,756	0.03798	$33,261.00	GRT - ALLOWED	190,456	$7,234.00	331	2016
100/011.0-0022-0001.0	172	IRVING ST	CHARNITSKY, HOWARD & VERNA-ANN POWER	434,300	0.01829	$7,943.35	GRT - ALLOWED	42,800	$782.53	111	2014
100/011.0-0022-0001.A	180	IRVING ST	SHARMA, RAMAN & RAJNI	348,400	0.01782	$6,208.49	GRT - ALLOWED	58,400	$1,040.69	105	2015
100/751.0-0001-0005.C	14	JANICE CIR	BROSSI JOSEPH S	490,700	0.01829	$8,974.90	GRT - ALLOWED	15,000	$274.35	101	2014
100/604.0-0001-0024.0	7	JOANNE DR	BHATNAGAR, NAVEEN	411,600	0.01829	$7,528.16	GRT - ALLOWED	18,700	$342.02	101	2014
100/604.0-0001-0021.0	13	JOANNE DR	WINER, FAYE P	369,500	0.01782	$6,584.49	GRT - ALLOWED	13,300	$237.01	101	2015
132-04-7761-000	11	JODIE	ZEMACK, ABY /	316,400	0.01671	$5,287.04	GRT - ALLOWED	14,200	$237.28	101	2017
100/623.0-0001-0081.0	27	JODIE RD	SHAW NED & ROSE MARIE	356,200	0.01784	$6,354.61	GRT - ALLOWED	26,200	$467.41	101	2013
100/623.0-0001-0081.0	27	JODIE RD	SHAW NED & ROSE MARIE	356,200	0.01829	$6,514.90	GRT - ALLOWED	26,500	$484.69	101	2014
100/693.0-0001-0014.A	16	JOHN MCQUINN CIR	OHRENBERGER, HENRY W & SUSAN	394,400	0.01784	$7,036.10	GRT - ALLOWED	19,400	$346.10	101	2013
100/693.0-0001-0014.A	16	JOHN MCQUINN CIR	OHRENBERGER, HENRY W & SUSAN	404,700	0.01829	$7,401.96	GRT - ALLOWED	10,900	$199.36	101	2014
100/509.0-0001-0004.0	84	JOSEPH RD	LAM, JIMMY C.F. & HUNG, EVA	526,700	0.01829	$9,633.34	GRT - ALLOWED	13,500	$246.92	101	2014
100/410.0-0001-0010.0	3	JUNIPER LN	KHAKIAN, SHERVIN & CIGDEM	671,700	0.01829	$12,285.39	GRT - ALLOWED	24,500	$448.11	101	2014
100/005.0-0009-0010.0	103	KENDALL ST	DEJESUS, DIVONCIR	340,800	0.01784	$6,079.87	GRT - ALLOWED	3,200	$57.09	105	2013
100/737.0-0001-0013.0	5	KEVIN CIR	TRAINOR RICHARD & PATRICIA	478,800	0.01782	$8,532.22	GRT - ALLOWED	20,700	$368.87	101	2015
100/782.0-0001-0022.0	21	KINGS ROW LN	FOA, TIFFANY M TR	506,800	0.01782	$9,031.18	GRT - ALLOWED	18,000	$320.76	101	2015
100/645.0-0001-0043.0	32	KNIGHT RD	GLEASON, CYNTHIA J	360,800	0.01784	$6,436.67	GRT - ALLOWED	17,800	$317.55	101	2013
123-57-4365-000	24	LANTERN	MONDANO, JANIS & MEADE, RAYMOND /	840,100	0.01671	$14,038.07	GRT - ALLOWED	38,700	$646.68	101	2017
100/683.0-0001-0160.0	11	LARNIS RD	LEAVITT, LAUREN S	434,100	0.01784	$7,744.34	GRT - ALLOWED	29,000	$517.36	101	2013
100/677.0-0001-0169.0	23	LARNIS RD	SCHOENER, PAUL H & ORPHA R	384,700	0.01829	$7,036.16	GRT - ALLOWED	8,400	$153.63	101	2014
100/677.0-0001-0169.0	23	LARNIS RD	SCHOENER, PAUL H & ORPHA R	361,200	0.01782	$6,436.58	GRT - ALLOWED	15,300	$272.65	101	2015
029-37-2803-000	23	LARNIS RD	SCHOENER, PAUL H & ORPHA R /	369,400	0.01738	$6,358.00	GRT - ALLOWED	5,100	$88.64	101	2016
100/730.0-0001-0001.0	1	LAVELLE LN	CHENG, COREY I	655,600	0.01782	$11,682.79	GRT - ALLOWED	73,500	$1,309.77	101	2015
100/080.0-0158-0022.0	124	LAWRENCE ST	FEDERAL NATIONAL MORTGAGE ASSOC	224,200	0.01829	$4,100.62	GRT - ALLOWED	150520.503	$2,753.02	104	2014
120-79-7370-000	10	LEARNED ST	DENG, YONGQI / ZHEN, LI	522,900	0.01738	$9,088.00	GRT - ALLOWED	93,800	$1,630.00	111	2016
100/675.0-0001-0072.0	7	LEDGEWOOD RD	BLUMER IRWIN & DEBORAH D TRS	398,700	0.01829	$7,292.22	GRT - ALLOWED	21,300	$389.58	101	2014
100/122.0-0251-0009.B	54	LELAND ST	DEBELLO, SIDNEY M & DAVID	291,100	0.03899	$11,349.99	GRT - ALLOWED	145,600	$5,676.94	390	2015
142-13-6538-000	54	LELAND ST	DEBELLO, SIDNEY M & DAVID /	291,100	0.03798	$11,056.00	GRT - ALLOWED	95,300	$3,619.00	390	2016
100/532.0-0001-0013.0	15	LILIAN RD	ARNOLD, LILLIAN	267,900	0.01782	$4,773.98	GRT - ALLOWED	18,500	$329.67	101	2015
100/040.0-0076-0007.0	140	LINCOLN ST	CRICKET PROPERTIES, LLC	254,700	(split)	$7,234.00	GRT - ALLOWED	16,000	$454.00	031	2015
100/292.0-0184-0003.0	12	LITTLE FARMS RD	GROVER, PAULA M	384,700	0.01782	$6,855.35	GRT - ALLOWED	40,600	$723.49	101	2015
100/292.0-0184-0012.0	38	LITTLE FARMS RD	DYAN, WILLIAM F	354,600	0.01784	$6,326.06	GRT - ALLOWED	12,900	$230.14	101	2013
100/741.0-0001-0064.A	14	LOMAS CIR	MALETTE GERALD J & MARY B	356,900	0.01784	$6,367.10	GRT - ALLOWED	17,700	$315.77	101	2013

REAL PROPERTY TAX ABATEMENTS
FISCAL YEARS:
2016, 2015, 2014, 2013, 2012

PARCEL ID	LOC1	LOC2	OWNER NAME	FINAL FY VALUE	TAX RATE	ORIGINAL TAX AMOUNT	REASON	VALUE ALLOWED (abated)	TAX ALLOWED (abated)	STATE USE CODE	FISCAL YEAR
100/189.0-0999-0005.A	31	LORING DR #5A	BMM FAMILY PARTNERSHIP	553,500	0.03899	$21,580.97	GRT - ALLOWED	372,400	$14,519.88	319	2015
100/189.0-0999-0005.B	31	LORING DR #5B	534 CENTRAL LLC	553,500	0.03899	$21,580.97	GRT - ALLOWED	382,830	$14,926.54	319	2015
100/189.0-0999-0005.C	31	LORING DR #5C	BMM FAMILY PARTNERSHIP	553,500	0.03899	$21,580.97	GRT - ALLOWED	286,400	$11,166.74	319	2015
100/559.0-0001-0036.0	12	LYMAN RD	COSTA, ELIANE	415,400	0.01782	$7,402.43	GRT - ALLOWED	81,600	$1,454.11	101	2015
100/447.0-0002-0035.0	2	MACOMBER LN	BLOCHER, WILLIAM K & GERALD	961,500	0.01784	$17,153.16	GRT - ALLOWED	137,300	$2,449.43	101	2013
090-34-9037-000	9	MAIN ST	BASHIROV, NAZIM	130,700	0.03798	$4,964.00	GRT - ALLOWED	21,900	$832.00	101	2016
100-43-7498-001	48	MAIN ST - 1	TOFANI, C	128,400	0.01738	$2,232.00	GRT - ALLOWED	16,900	$294.00	102	2016
100-43-7498-003	48	MAIN ST - 3	TOFANI, C	87,800	0.01738	$1,526.00	GRT - ALLOWED	19,700	$342.00	102	2016
100-43-7498-004	48	MAIN ST - 4	TOFANI, C	87,800	0.01738	$1,526.00	GRT - ALLOWED	8,300	$144.00	102	2016
110-21-7735-000	225	MAPLE	GROLMAN, RACHAEL LEIGH & MY LAN /	269,700	0.01671	$4,506.69	GRT - ALLOWED	43,400	$725.21	101	2017
100/204.0-0007-0010.D	6	MAPLE ST	HOPPER GERALD C & ANNE T	393,400	0.01782	$7,010.39	GRT - ALLOWED	28,500	$507.87	101	2015
100/204.0-0007-0007.A	58	MAPLE ST	COLLOTTA ANTHONY	320,000	0.01782	$5,702.40	GRT - ALLOWED	32,800	$584.50	101	2015
100/215.0-0031-0001.A	175	MAPLE ST	GHOZAYEL, SAFAA ATOUI & FADEL	346,100	0.01784	$6,174.42	GRT - ALLOWED	21,000	$374.64	101	2013
100/222.0-0043-0026.0	225	MAPLE ST	FUENTES, MARTHA	440,800	0.01782	$7,855.06	GRT - ALLOWED	205,300	$3,658.45	101	2015
100-23-7054-000	4	MAYFLOWER CIR	STONE, FREDERICK W /	484,000	0.01671	$8,087.64	GRT - ALLOWED	56,800	$949.13	101	2017
100-23-6291-000	5	MAYFLOWER CIR	KOTLIKOFF ANDREW L & SHELLEY A /	480,700	0.01738	$8,355.00	GRT - ALLOWED	39,100	$680.00	101	2016
100-23-6127-000	7	MAYFLOWER CIR	KELLY TRS, ROBERT & NOREEN / NOREEN BEC	504,200	0.01738	$8,763.00	GRT - ALLOWED	40,200	$699.00	101	2016
100/217.0-0032-0004.C	8	MAYFLOWER CIR	REYNOLDS, CAROL H & OLMSTED, E R TRS	419,500	0.01784	$7,483.88	GRT - ALLOWED	27,800	$495.95	101	2013
100/290.0-0177-0013.0	13	MECHANIC ST	FOGG, DANA	247,900	0.01782	$4,417.58	GRT - ALLOWED	11,500	$204.93	104	2015
100/569.0-0001-0111.0	5	MERRILL DR	DICICCO, BARBARA	374,400	0.01784	$6,679.30	GRT - ALLOWED	10,400	$185.54	101	2013
100/651.0-0001-0015.0	13	MICHAUD DR	OWENS, ZELDA E & BRUCE E & ROBERT H	363,500	0.01782	$6,477.57	GRT - ALLOWED	41,700	$743.09	101	2015
100/378.0-0038-0002.E	189	MILL ST	WERTHEIM, JOSEPH S & NANCY C	752,300	0.01829	$13,759.57	GRT - ALLOWED	33,500	$612.72	101	2014
145-60-1613-000	24	MILLER AVE	PELLETIER, LINDA E & ROSS A /	639,900	0.01738	$11,121.00	GRT - ALLOWED	47,200	$820.00	101	2016
055-70-1278-000	119	MILLWOOD	ACKLEY, CHAD / VRABELOVA, DANIELA	632,300	0.01671	$10,565.73	GRT - ALLOWED	122,100	$2,040.29	101	2017
066-79-1612-000	91	MILLWOOD ST	MALONEY, EVAN M & SARAH GALLENBERG /	454,700	0.01738	$7,903.00	GRT - ALLOWED	58,000	$1,008.00	101	2016
066-79-0784-000	103	MILLWOOD ST	GOLDMAN, JEFFREY M & ELISA K /	434,200	0.01738	$7,546.00	GRT - ALLOWED	33,800	$587.00	101	2016
129-16-8537-000	12	MORTON ST	APPLEBAUM REALTY CO, LLC /	98,500	0.01738	$1,712.00	GRT - ALLOWED	48,500	$843.00	130	2016
100/780.0-0001-0039.0	10	MOUNTAINVIEW DR	YAMAMOTO, TOSHI & SHUJI	1,036,400	0.01829	$18,955.76	GRT - ALLOWED	69,300	$1,267.50	101	2014
100/187.0-0008-0085.L	395	MT WAYTE AVE	WOODWORTH II, JAY S &	276,800	0.01782	$4,932.58	GRT - ALLOWED	47,000	$837.54	101	2015
100/187.0-0008-0087.L	403	MT WAYTE AVE	DILEGAMI, EVELYN D	239,200	0.01782	$4,262.54	GRT - ALLOWED	40,100	$714.58	101	2015
110-30-0378-000	424	MT WAYTE AVE	BRAXTON, MILTON D & CHERYL W /	137,200	0.01738	$2,385.00	GRT - ALLOWED	2,800	$49.00	106	2016
100/463.0-0009-0026.B	1	NEW YORK AVE	BOSE CORPORATION	14,879,900	0.04092	$608,885.51	GRT - ALLOWED	1,760,300	$72,031.47	401	2014
100/463.0-0009-0026.B	1	NEW YORK AVE	BOSE CORPORATION	14,119,600	0.03899	$550,523.20	GRT - ALLOWED	1,213,710	$47,322.55	401	2015
100/632.0-0001-0003.F	120	NEWBURY ST	SOARES, CHRISTOPHER A & LANLALIT	240,700	0.01829	$4,402.40	GRT - ALLOWED	5,500	$100.60	101	2014
100/350.0-0117-0008.0	125	NEWBURY ST	CRP-3 NEWBURY ST PROP, LLC	4,943,300	0.04092	$202,279.84	GRT - ALLOWED	343,300	$14,047.84	402	2014
100/350.0-0117-0002.0	139	NEWBURY ST	FRAMINGHAM NEWBURY 135 CPI, LLC	3,964,400	0.04092	$162,223.25	GRT - ALLOWED	1,335,932	$54,666.35	402	2014
100/349.0-0114-0007.0	205	NEWBURY ST	ATLANTIC PHILADELPHIA RLTY LMTD PART	5,771,400	0.03899	$225,026.89	GRT - ALLOWED	821,400	$32,026.39	340	2015
040-14-7712-000	74	NICHOLAS RD	BROSSI, DAVID A LIMITED PARTNERSHIP /	864,500	0.01738	$15,025.00	GRT - ALLOWED	324,000	$5,631.00	109	2016
023-47-2687-000	1	NIXON RD	PILHOLSKI, FRANK J & GURA, CAROLYN A /	639,100	0.01738	$11,108.00	GRT - ALLOWED	55,100	$958.00	101	2016
100/421.0-0001-0012.D	19	NIXON RD	HANSON, MICHAEL C	375,000	0.01784	$6,690.00	GRT - ALLOWED	35,000	$624.40	101	2013
100/421.0-0001-0012.D	19	NIXON RD	HANSON, MICHAEL C	439,300	0.01782	$7,828.33	GRT - ALLOWED	51,400	$915.95	101	2015
100/422.0-0001-0017.G	25	NIXON RD	FEINDEL, THOMAS C & JENNIFER M	427,000	0.01782	$7,609.14	GRT - ALLOWED	5,900	$105.14	101	2015
100/422.0-0001-0017.0	39	NIXON RD	FURMAN, MARK A ET AL TRS	495,300	0.01782	$8,826.25	GRT - ALLOWED	27,200	$484.70	101	2015
0112-29-7786-000	43	NIXON RD	SOUTH MIDDLESEX REALTY GROUP, LLC /	211,200	0.01738	$3,671.00	GRT - ALLOWED	211,200	$3,671.00	130	2016
100/421.0-0001-0003.A	45	NIXON RD	NEXUM DEVELOPMENT CORP	458,100	0.01782	$8,163.34	GRT - ALLOWED	43,100	$768.04	101	2015
006-30-0359-000	45	NIXON RD	SOUTH MIDDLESEX REALTY GROUP, LLC /	439,500	0.01738	$7,639.00	GRT - ALLOWED	24,300	$422.00	101	2016
100/422.0-0003-0003.G	60	NIXON RD	HODGETTS, KEVIN	655,800	0.01782	$11,686.36	GRT - ALLOWED	24,100	$429.46	101	2015
100/422.0-0003-0002.F	64	NIXON RD	SIMONELLI, JOSEPH & LYNNE M	670,600	(split)	$12,024.00	GRT - ALLOWED	29,500	$525.00	018	2015
100/422.0-0003-0001.0	80	NIXON RD	WEBSTER, DEAN L	540,000	0.01784	$9,633.60	GRT - ALLOWED	28,000	$499.52	018	2013
100/422.0-0003-0001.0	80	NIXON RD	WEBSTER, DEAN L	547,800	(split)	$10,019.00	GRT - ALLOWED	32,800	$599.91	018	2014
001-12-0052-000	80	NIXON RD	WEBSTER, DEAN L /	588,009	mixed	$10,219.00	GRT - ALLOWED	7,400	$129.00	018	2016
023-47-1978-000	1A	NIXON RD	BURMON, DAVID TR / NIMBY REALTY TRUST	656,600	0.01738	$11,412.00	GRT - ALLOWED	402,500	$6,995.00	101	2016
013-39-1865-000	43 B	NIXON RD	SOUTH MIDDLESEX REALTY GROUP, LLC /	274,000	0.01738	$4,762.00	GRT - ALLOWED	197,000	$3,424.00	130	2016
013-39-1309-000	43 C	NIXON RD	SOUTH MIDDLESEX REALTY GROUP, LLC /	328,300	0.01738	$5,706.00	GRT - ALLOWED	197,000	$3,424.00	130	2016
012-29-6807-000	43 SIDE	NIXON RD	SOUTH MIDDLESEX REALTY GROUP, LLC /	1,100	0.01738	$19.00	GRT - ALLOWED	1,100	$19.00	130	2016
086-04-4953-000	1	NY	BOSE CORPORATION /	15,445,700	0.03652	$564,076.96	GRT - ALLOWED	1,268,700	$46,332.92	401	2017
100/408.0-0001-0050.0	36	OAK CREST DR	MARSH KATHERINE R	261,800	0.01784	$4,670.51	GRT - ALLOWED	75,000	$1,338.00	101	2013

REAL PROPERTY TAX ABATEMENTS
FISCAL YEARS:
2016, 2015, 2014, 2013, 2012

PARCEL ID	LOC1	LOC2	OWNER NAME	FINAL FY VALUE	TAX RATE	ORIGINAL TAX AMOUNT	REASON	VALUE ALLOWED (abated)	TAX ALLOWED (abated)	STATE USE CODE	FISCAL YEAR
100/408.0-0001-0050.0	36	OAK CREST DR	MARSH KATHERINE R	261,800	0.01829	$4,788.32	GRT - ALLOWED	48,900	$894.38	101	2014
100/231.0-0052-0010.A	187	OAKS RD	ZEMACK, ABY TR	447,200	0.03998	$17,879.06	GRT - ALLOWED	147,200	$5,885.06	340	2013
100/264.0-0131-0008.0	328	OLD CONN PATH	CASALINOVA, PATRICIA & SOUZA, LEONARD	351,600	0.01782	$6,265.51	GRT - ALLOWED	33,000	$588.06	101	2015
072-59-8888-000	615	OLD CONN PATH	MLS REALTY LLC /	1,048,800	0.03652	$38,302.18	GRT - ALLOWED	116,900	$4,269.19	332	2017
051-63-7324-000	959	OLD CONN PATH	QUINTA, ANTHONY	565,200	0.01738	$9,823.00	GRT - ALLOWED	47,700	$829.00	101	2016
100/302.0-0211-0005.0	1018	OLD CONN PATH	GENERAZIO, FRANK W JR ET AL TRS	309,500	0.03998	$12,373.81	GRT - ALLOWED	296,400	$6,081.93	132/431	2013
100/400.0-0002-0108.0	53	OVERLOOK DR WEST	WANATICK, BURTON & ARLENE	480,500	0.01829	$8,788.35	GRT - ALLOWED	27,100	$495.66	101	2014
100/400.0-0002-0214.0	55	OVERLOOK DR WEST	SHORE, BARRY A TR	328,700	0.01784	$5,864.01	GRT - ALLOWED	7,600	$135.58	101	2013
100/779.0-0001-0003.G	12	PARKER RD	SCHLITZER, BARBARA N	355,800	0.01829	$6,507.58	GRT - ALLOWED	41,300	$755.38	101	2014
100/778.0-0001-0012.0	32	PARKER RD	CARNEY WILLIAM F & FRANCES	427,000	0.01784	$7,617.68	GRT - ALLOWED	19,800	$353.23	101	2013
100/454.0-0004-0013.D	110	PARKER RD	THE NEW ENGLAND CENTER FOR CHILDREN	442,300	0.01829	$8,089.67	GRT - ALLOWED	442,300	$8,089.67	101	2014
100/454.0-0004-0016.C	136	PARKER RD	SASSA, PIRO D	280,200	0.01784	$4,998.77	GRT - ALLOWED	10,200	$181.97	101	2013
006-31-1845-000	22	PARMENTER	SMITH, MARK D & DAPHNE M /	928,900	0.01671	$15,521.92	GRT - ALLOWED	76,900	$1,285.00	101	2017
001-02-8288-000	98	PARMENTER RD	WEBSTER DEAN L /	465,200	0.01738	$8,085.00	GRT - ALLOWED	5,500	$96.00	101	2016
100/474.0-0001-0036.0	19	PARTRIDGE RD	NOVAK JR, EUGENE M & CAROL SANCHEZ	412,800	0.01829	$7,550.11	GRT - ALLOWED	5,500	$100.59	101	2014
100/033.0-0034-0005.0	62	PEARL ST	CONIGLIO PASQUALE & GEORGETTE	328,600	0.01784	$5,862.22	GRT - ALLOWED	29,100	$519.14	105	2013
086-14-2370-000	100	PENNSYLVANIA	ABP PROPERTIES, LLC /	6,133,100	-	$223,980.81	GRT - ALLOWED	309,300	$26,293.67	031	2017
100/460.0-0008-0000.A	100	PENNSYLVANIA AVE	RMR WEST, LLC	6,375,900	0.04092	$260,901.83	GRT - ALLOWED	5,698,228	$27,730.34	340	2014
086-24-6225-000	125	PENNSYLVANIA AVE	BOSE CORP /	4,352,800	0.03798	$165,319.00	GRT - ALLOWED	2,804,600	$106,519.00	390	2016
100/460.0-0008-0020.0	135	PENNSYLVANIA AVE	FRAMINGHAM CFII L P	2,048,800	0.04092	$83,836.90	GRT - ALLOWED	798,500	$32,674.62	340	2014
087-34-0415-000	135	PENNSYLVANIA AVE	BOSE CORP /	1,315,828	0.03798	$49,975.00	GRT - ALLOWED	732,314	$27,813.00	390	2016
087-34-1598-000	137	PENNSYLVANIA AVE	BOSE CORP /	680,134	0.03798	$25,831.00	GRT - ALLOWED	163,256	$6,200.00	390	2016
133-24-4467-001	2A	PERSHING AVE	CROCI, M	207,400	0.01738	$3,605.00	GRT - ALLOWED	55,100	$958.00	102	2016
133-24-4467-002	2A	PERSHING AVE	CROCI, M	207,400	1.01738	$211,005.00	GRT - ALLOWED	48,900	$49,750.00	102	2016
100/693.0-0001-0013.0	17	PINEHILL RD	BARBIERI, DIANA B & LISA M	343,400	0.01829	$6,280.79	GRT - ALLOWED	9,100	$166.44	101	2014
039-04-0533-000	56	PINEWOOD DR	MCKEOWN, LAURIE A /	409,900	0.01738	$7,124.00	GRT - ALLOWED	34,800	$605.00	101	2016
095-83-3846-000	15	PLEASANT	NREF III PLEASANT, LLC /	6,796,200	0.03652	$248,197.22	GRT - ALLOWED	2,044,900	$74,679.75	340	2017
100/353.0-0086-0008.0	9	PLEASANT ST	GORDON REAL ESTATE CORP	804,100	0.03998	$32,147.92	GRT - ALLOWED	160,820	$6,429.58	340	2013
089-15-4400-000	165	PLEASANT ST	OROURKE, LAWRENCE A & PROBST, MARIE /	568,000	0.01738	$9,872.00	GRT - ALLOWED	32,700	$568.00	101	2016
100/379.0-0039-0016.0	169	PLEASANT ST	MOGENSEN, LUCAS T & JENNIFER T	556,600	0.01782	$9,918.61	GRT - ALLOWED	29,500	$525.69	101	2015
100/783.0-0001-0002.A	586	PLEASANT ST	TERRILL, R E & FAFFARD, M TRS	521,300	0.01784	$9,299.99	GRT - ALLOWED	66,700	$1,189.93	105	2013
076-56-4158-000	660	PLEASANT ST	SETO, MARK & CAROL /	100,500	0.01738	$1,747.00	GRT - ALLOWED	95,600	$1,662.00	106	2016
100/585.0-0001-0050.D	835	PLEASANT ST	SMOLSKI JOSEPH C & ANNE-MARIE	410,100	0.01829	$7,500.73	GRT - ALLOWED	11,103	$203.07	101	2014
100/584.0-0001-0015.0	2	PLEASANTVIEW TERR	BROWN, STEVEN D	410,400	0.01784	$7,321.54	GRT - ALLOWED	222,600	$1,708.16	101	2013
100/402.0-0001-0005.B	23	POTTER RD	DEMARCO, ANGELA	354,500	0.01829	$6,483.81	GRT - ALLOWED	10,100	$184.73	101	2014
100/515.0-0001-0007.0	219	POTTER RD	CLARK, MICHAEL J & MELISSA J	534,800	0.01784	$9,540.83	GRT - ALLOWED	34,800	$620.83	101	2013
100/400.0-0002-0006.C	299	POTTER RD	LEVENSOHN, ADAM C & LAURA	449,900	0.01829	$8,228.67	GRT - ALLOWED	28,600	$523.09	101	2014
100/325.0-0004-0028.0	480	POTTER RD	NICHOLS, ROBIN A & KEVIN R	657,000	0.01784	$11,720.88	GRT - ALLOWED	28,600	$510.22	101	2013
028-86-1602-000	625	POTTER RD	NOORIAN, SEYED H /	564,900	0.01738	$9,818.00	GRT - ALLOWED	59,400	$1,032.00	101	2016
100/736.0-0001-0008.0	11	POWDER MILL RD	STERN, GERALD TR	455,100	0.01829	$8,323.78	GRT - ALLOWED	5,500	$100.60	101	2014
100/012.0-0024-0003.0	39	PRATT ST	FRANCK HERBERT H & MARY E	298,400	0.01782	$5,317.49	GRT - ALLOWED	23,200	$413.42	101	2015
100/434.0-0001-0061.0	54	PRIOR DR	KINGSLEY, JOHN M	285,100	0.01784	$5,086.18	GRT - ALLOWED	20,100	$358.58	101	2013
089-94-7265-000	3	RENI	ROMERO, EILEEN & OSWALD BLAINE /	607,400	0.01671	$10,149.65	GRT - ALLOWED	55,500	$927.41	101	2017
099-92-5737-000	7	RESERVOIR RIDGE	SINHA, KUNTAL & ABHA /	692,700	0.01671	$11,575.02	GRT - ALLOWED	112,800	$1,884.89	101	2017
038-74-9660-000	6	RONS WAY	WENNIK,J	677,300	0.01738	$11,771.00	GRT - ALLOWED	22,900	$398.00	101	2016
100/113.0-0227-0055.0	12	ROXANNA ST	RATNER REALTY, LLC	2,916,500	(split)	$58,146.00	GRT - ALLOWED	294,423	$5,869.00	013	2015
100/783.0-0001-0005.0	4	ROYAL MEADOW LN	HUGHES, DAVID B & WENDY B	490,100	0.01829	$8,963.93	GRT - ALLOWED	22,700	$415.18	101	2014
100/298.0-0999-0008.A	8	RUSSIN AVE	BIANCHI, FERMO A JR & MILLER, NANCY	369,000	0.01782	$6,575.58	GRT - ALLOWED	239,955	$4,276.00	102	2015
046-93-1724-000	4	SAGE	AYKANIAN, DAVID & ANNA /	1,251,500	0.01671	$20,912.57	GRT - ALLOWED	152,700	$2,551.62	101	2017
100/494.0-0040-0001.0	220	SALEM END RD	CHEUNG, NORMAN YINHO & JANE HUACHEN	568,700	0.01829	$10,401.52	GRT - ALLOWED	7,400	$135.35	101	2014
100/450.0-0003-0026.0	724	SALEM END RD	SARTORI, LOUIS E & JUDITH C	745,200	0.01829	$13,629.71	GRT - ALLOWED	86,300	$1,578.43	101	2014
100/450.0-0003-0022.0	740	SALEM END RD	HERBERT, MICHAEL D & BETH L	561,600	0.01829	$10,271.66	GRT - ALLOWED	63,000	$1,152.27	101	2014
100/454.0-0004-0009.B	925	SALEM END RD	DAVIS, EDWARD C	790,800	0.01784	$14,107.87	GRT - ALLOWED	95,100	$1,696.58	101	2013
115-29-9928-000	929	SALEM END RD	ARNOLD, DOUGLAS J & CATHERINE G /	867,000	0.01738	$15,068.00	GRT - ALLOWED	134,000	$2,329.00	101	2016
100/577.0-0001-0208.0	27	SAVOY RD	KIVIAT STEVEN & JUDY L	365,900	0.01784	$6,527.66	GRT - ALLOWED	13,900	$247.98	101	2013
100/285.0-0152-0016.0	109	SCHOOL ST	MATTIES, MICHELE D	303,000	0.01829	$5,541.87	GRT - ALLOWED	4,400	$80.48	101	2014
100/349.0-0114-0002.0	111	SPEEN ST	111 MPA, LLC	15,052,400	0.03899	$586,893.08	GRT - ALLOWED	1,852,400	$72,225.08	340	2015

REAL PROPERTY TAX ABATEMENTS
FISCAL YEARS:
2016, 2015, 2014, 2013, 2012

PARCEL ID	LOC1	LOC2	OWNER NAME	FINAL FY VALUE	TAX RATE	ORIGINAL TAX AMOUNT	REASON	VALUE ALLOWED (abated)	TAX ALLOWED (abated)	STATE USE CODE	FISCAL YEAR
095-92-9352-000	200	STAPLES	NDNE 9/90 200 STAPLES DRIVE LLC / C/O NATIC	7,668,000	0.03652	$280,035.36	GRT - ALLOWED	136,600	$4,988.63	340	2017
100/457.0-0005-0015.0	100	STAPLES DR	CSHV STAPLES, LLC	19,439,900	0.04092	$795,480.71	GRT - ALLOWED	276,200	$11,302.10	340	2014
100/457.0-0005-0015.B	200	STAPLES DR	NDNE 9/90 200 STAPLES DRIVE LLC	7,726,900	0.03998	$308,921.46	GRT - ALLOWED	817,000	$32,663.66	340	2013
100/206.0-0012-0029.0	76	SWIFT RD	RAMANI, AARTI	467,800	0.01784	$8,345.55	GRT - ALLOWED	27,800	$495.95	101	2013
100/380.0-0001-0026.B	5	TEMPLE ST	PICARD, DAVID J & CHRISTINE M	307,300	0.01784	$5,482.23	GRT - ALLOWED	13,500	$240.84	101	2013
099-02-3897-000	5	TEMPLE ST	PICARD, DAVID J & CHRISTINE M /	305,000	0.01738	$5,301.00	GRT - ALLOWED	20,000	$348.00	101	2016
100/460.0-0008-0031.0	100	THE MOUNTAIN RD	BOSE CORPORATION	47,746,200	0.03899	$1,861,624.34	GRT - ALLOWED	2,962,027	$115,489.43	404	2015
086-24-5984-000	100	THE MTN	BOSE CORPORATION /	51,689,700	0.03652	$1,887,707.84	GRT - ALLOWED	3,054,700	$111,557.64	404	2017
100/714.0-0001-0031.0	22	TRAVIS DR	MCCARTHY, DANIEL J & SARGENT,MCCARTHY, I	480,500	0.01784	$8,572.12	GRT - ALLOWED	17,500	$312.20	101	2013
100/121.0-0247-0006.A	4	TRIPP ST	SIMON, ERIK TR	746,700	0.03899	$29,113.83	GRT - ALLOWED	266,720	$10,399.41	402	2015
100/040.0-0077-0003.0	179	UNION AVE	BOYLE, HENRY C III & KATHLEEN D	285,600	0.03998	$11,418.29	GRT - ALLOWED	103,000	$4,117.94	337	2013
100/723.0-0001-0034.0	9	VAILLENCOURT DR	GREENBERG, GILA	436,300	0.01784	$7,783.59	GRT - ALLOWED	76,300	$1,361.19	101	2013
100/723.0-0001-0034.0	9	VAILLENCOURT DR	GREENBERG, GILA	426,100	0.01829	$7,793.37	GRT - ALLOWED	20,100	$367.63	101	2014
100/353.0-0086-0003.0	4	VERNON ST	C.J. GORDON FAMILY REALTY, LLC	95,400	0.03998	$3,814.09	GRT - ALLOWED	19,100	$763.62	337	2013
100/101.0-0999-0012.A	17	VICTOR RD EXTN #A	NEVES, ANDERSON S & CATIA S	296,800	0.01784	$5,294.91	GRT - ALLOWED	138,400	$2,469.06	102	2013
100/101.0-0999-0012.B	17	VICTOR RD EXTN #B	VIEIRA, AGUIMAR & MARIA R	296,800	0.01784	$5,294.91	GRT - ALLOWED	138,400	$2,469.06	102	2013
133-24-8397-000	7	VICTORY ST	PERUCHI, IRAIDE /	100,500	0.01738	$1,747.00	GRT - ALLOWED	95,900	$1,667.00	106	2016
100/351.0-0001-0013.0	5	WARREN PL	WHITE KENNETH W & SUZANNE	302,800	0.01829	$5,538.21	GRT - ALLOWED	17,700	$323.73	101	2014
100/034.0-0065-0011.0	18	WARREN RD	SHAFTEL, LISA M	350,500	0.01829	$6,410.65	GRT - ALLOWED	78,700	$1,439.42	101	2014
100/048.0-0094-0001.A	133	WARREN RD	MANN, CHARLOTTE P	156,400	0.01782	$2,787.05	GRT - ALLOWED	66,400	$1,183.25	131	2015
100/048.0-0093-0006.0	176	WARREN RD	CONVERY, DEBORAH M & KEVIN P	289,900	0.01784	$5,171.82	GRT - ALLOWED	6,900	$123.10	101	2013
050-23-9724-001	19	WATER	DHULIPALLA, PRASADARAO & PADMA SRIDEVI	470,300	0.01671	$7,858.71	GRT - ALLOWED	105,053	$1,755.44	102	2017
050-23-9724-002	21	WATER	CLARK, RYAN / CLARK, MICHAEL & KELLEY	470,300	0.01671	$7,858.71	GRT - ALLOWED	54,410	$909.19	102	2017
100/332.0-0012-0006.G	62	WATER ST	GAO, XIN QUAN & YAO TRS	648,700	0.03899	$25,292.81	GRT - ALLOWED	204,850	$7,987.10	326	2015
100/377.0-0106-0012.G	378	WATER ST	CAMUSO, JOHN A & BERNICE T TR	438,900	0.01829	$8,027.48	GRT - ALLOWED	17,300	$316.42	101	2014
100/320.0-0009-0049.D	437	WATER ST	GERARD, MICHAEL K & DALE	678,200	0.01784	$12,099.09	GRT - ALLOWED	60,800	$1,084.67	101	2013
100/551.0-0001-0004.0	747	WATER ST	MARY ANN MORSE HEALTHCARE CORP	7,252,900	0.01784	$129,391.74	GRT - ALLOWED	888,107	$15,843.83	039	2013
100/551.0-0001-0004.0	747	WATER ST	MARY ANN MORSE HEALTHCARE CORP	7,252,900	0.01784	$129,391.74	GRT - ALLOWED	3,684,610	$65,733.44	039	2013
100/013.0-0999-0040.0	40	WAUSHAKUM ST	RYAN TRS, JOHN A & ROBERTA D	183,400	0.01784	$3,271.86	GRT - ALLOWED	18,400	$328.26	102	2013
100/918.0-0001-0002.E	45	WAVERLEY ST	TOSTI, JOSEPH ET AL TRS	532,000	0.03899	$20,742.68	GRT - ALLOWED	120,300	$4,690.50	334	2015
100/110.0-0224-0002.0	264	WAVERLEY ST	KONSTANTOPOULOS, EFTHEMIOS & MERCY	765,400	0.03899	$29,842.95	GRT - ALLOWED	302,960	$11,812.41	326	2015
100/110.0-0224-0003.0	266	WAVERLEY ST	PILAVIN REALTY LLC	1,636,503	0.04092	$66,965.70	GRT - ALLOWED	494,597	$20,238.91	323	2014
100/006.0-0012-0001.0	410	WAVERLEY ST	PLOUSIA, LLC	1,692,600	0.04092	$69,261.19	GRT - ALLOWED	348,323	$14,253.38	340	2014
100/141.0-0292-0008.0	660	WAVERLEY ST	TAVARES, CARLOS A & MARIA L TRS	310,200	(split)	$6,184.00	GRT - ALLOWED	16,000	$630.00	013	2015
100/089.0-0185-0012.0	14	WAVERLEY ST RR	ROSE, WILLIAM TR	328,100	0.04092	$13,425.85	GRT - ALLOWED	28,100	$1,149.85	325	2014
100/421.0-0001-0001.G	38	WAYSIDE INN RD	HARRINGTON, ROBERT J & FAYE E	893,500	0.01784	$15,940.04	GRT - ALLOWED	355,500	$6,342.12	101	2013
100/421.0-0001-0001.G	38	WAYSIDE INN RD	HARRINGTON, ROBERT J & FAYE E	893,500	0.01829	$16,342.12	GRT - ALLOWED	39,500	$722.46	101	2014
006-41-0635-000	38	WAYSIDE INN RD	HARRINGTON, ROBERT J & FAYE E / C/O NEXU	750,000	0.01738	$13,035.00	GRT - ALLOWED	337,800	$5,871.00	101	2016
006-51-1594-000	47	WAYSIDE INN RD	HOWES ANTHONY E & ANNEMARIE /	401,900	0.01738	$6,985.00	GRT - ALLOWED	371,400	$6,455.00	106	2016
100/176.0-0431-0001.0	63	WESTERN AVE	ASSET HOLDINGS III L P	27,964,800	0.03899	$1,090,347.55	GRT - ALLOWED	6,956,200	$271,222.24	401	2015
100/176.0-0431-0001.A	53	WESTERN AVE NR	CONSOLIDATED RAIL CORP	213,800	0.04092	$8,748.70	GRT - ALLOWED	34,100	$1,395.37	402	2014
100/176.0-0431-0001.A	53	WESTERN AVE NR	CONSOLIDATED RAIL CORP	430,300	0.03899	$16,777.40	GRT - ALLOWED	98,750	$3,850.26	402	2015
100/557.0-0001-0059.0	8	WESTVIEW RD	KONIGSBERG, MOSES	359,300	0.01784	$6,409.91	GRT - ALLOWED	112,211	$2,001.84	101	2013
133-34-5296-000	30	WEYBOSSETT AVE	MORUZZI, MARY LIFE ESTATE / BARBADORA, J	103,700	0.01738	$1,802.00	GRT - ALLOWED	95,500	$1,660.00	106	2016
100-43-7830-000	8	WHEELER	PARKER, MARY ELLEN /	262,800	0.01671	$4,391.39	GRT - ALLOWED	13,300	$222.24	101	2017
100-43-8538-001	3	WHEELER AVE	TOFANI, C	220,100	0.01738	$3,825.00	GRT - ALLOWED	10,400	$181.00	102	2013
100/209.0-0021-0016.0	4	WHEELER AVE	RUSS, JOHN R	304,500	0.01782	$5,426.19	GRT - ALLOWED	8,200	$146.12	104	2015
100-43-7830-000	8	WHEELER AVE	PARKER, MARY ELLEN /	279,000	0.01738	$4,849.00	GRT - ALLOWED	33,400	$580.00	101	2016
100/719.0-0001-0291.0	48	WILLIAM J HGTS	WONG, MICHAEL Y.L.	647,100	0.01829	$11,835.46	GRT - ALLOWED	61,700	$1,128.49	101	2014
100/089.0-0185-0014.0	74	WILLIS ST	SEIFER JOEL D & BLANCHE	749,100	0.04092	$30,653.17	GRT - ALLOWED	195,929	$8,017.41	316	2014
100/727.0-0001-0003.A	14	WILLOWBROOK DR	CUCINOTTA, MICHAEL J & ARDRIA E	400,000	0.01784	$7,136.00	GRT - ALLOWED	55,900	$997.26	101	2013
100/727.0-0001-0030.A	17	WILLOWBROOK DR	SUDAN LALIT K & SUZANNE R	405,800	0.01784	$7,239.47	GRT - ALLOWED	15,700	$280.09	101	2013
100/451.0-0001-0070.0	15	WILMONT RD	NATOLI, MARY L LIFE ESTATE	323,600	0.01829	$5,918.64	GRT - ALLOWED	61,700	$1,128.49	101	2014
036-94-9075-000	373	WINCH	QUAT, KENNETH D / SELIGMAN, JUDITH S	817,500	0.01671	$13,660.43	GRT - ALLOWED	85,000	$1,420.35	101	2017
045-63-8557-000	120	WINCH ST	BIANCHI, MARION H & FERMO A JR /	724,400	0.01738	$12,590.00	GRT - ALLOWED	48,400	$841.00	101	2016
045-83-6668-000	247	WINCH ST	GUARD, ANDREW & ALEXANDRA /	195,800	0.01738	$3,403.00	GRT - ALLOWED	14,000	$243.00	106	2016
100/430.0-0001-0004.C	260	WINCH ST	CHARTOFF, ALAN S & GAIL C TRS	595,700	0.01782	$10,615.37	GRT - ALLOWED	40,100	$714.58	101	2015

REAL PROPERTY TAX ABATEMENTS
FISCAL YEARS:
2016, 2015, 2014, 2013, 2012

PARCEL ID	LOC1	LOC2	OWNER NAME	FINAL FY VALUE	TAX RATE	ORIGINAL TAX AMOUNT	REASON	VALUE ALLOWED (abated)	TAX ALLOWED (abated)	STATE USE CODE	FISCAL YEAR
100/775.0-0001-0104.A	104	WINDSOR DR	WINDSOR GREEN CD UNIT OWNER AS	204,200	0.01782	$3,638.84	GRT - ALLOWED	10,200	$181.76	102	2015
100/775.0-0001-0401.0	401	WINDSOR DR	FEDERAL HOME LOAN MORTGAGE COPR	171,800	0.01784	$3,064.91	GRT - ALLOWED	16,200	$289.00	102	2013
100/775.0-0001-0702.0	702	WINDSOR DR	ARASZKIEWICZ, PANAYIOTA	241,300	0.01784	$4,304.79	GRT - ALLOWED	30,500	$544.12	102	2013
100/220.0-0040-0014.0	16	WINTER LN	LARSON CORBIT H & BARBARA F	1,883,200	0.01782	$33,558.62	GRT - ALLOWED	1,510,900	$26,924.24	101	2015
100/528.0-0001-0066.0	45	WINTER PARK RD	SIMONS, MARGARET BERNADETTE	248,900	0.01829	$4,552.38	GRT - ALLOWED	12,400	$226.80	101	2014
100/528.0-0001-0093.0	82	WINTER PARK RD	DOS SANTOS, EDSON &	455,600	0.01829	$8,332.92	GRT - ALLOWED	8,700	$159.12	101	2014
140-62-4896-000	126	WINTHROP ST RR	ALTOBELLI MICHAEL /	11,200	0.01738	$195.00	GRT - ALLOWED	400	$7.00	106	2016
100/363.0-0001-0074.0	91	WOODLAND DR	WILSON, GERARD D & MARY ANN	222,300	0.01784	$3,965.83	GRT - ALLOWED	30,000	$535.20	101	2013
080-66-5477-000	4	WOODSIDE	BARNES, WILLIAM P & CONSTANCE /	630,400	0.01671	$10,533.98	GRT - ALLOWED	22,400	$374.30	101	2017
080-66-7562-000	8	WOODSIDE	SUVALLE, MICHAEL & ELLEN /	626,300	0.01671	$10,465.47	GRT - ALLOWED	50,175	$838.42	101	2017
080-66-5477-000	4	WOODSIDE COTTAGE WAY	BARNES, WILLIAM P & CONSTANCE /	611,800	0.01738	$10,633.00	GRT - ALLOWED	13,400	$233.00	101	2016
080-66-9587-000	12	WOODSIDE COTTAGE WAY	ALPERT, BARRY J & NANCY R /	576,000	0.01738	$10,011.00	GRT - ALLOWED	25,000	$435.00	101	2016
100/780.0-0001-0028.0	8	WOODSTOCK DR	KAY JACK & ELLEN L	1,115,700	0.01784	$19,904.09	GRT - ALLOWED	330,800	$5,901.47	101	2013
007-70-0661-000	14	WOODSTOCK DR	HUSTON TR, MARCIA J / WOODSTOCK REALTY	1,238,900	0.01738	$21,532.00	GRT - ALLOWED	96,900	$1,684.00	101	2016
101-73-8821-000	571	WORCESTER	EMPIRE MANAGEMENT CORP /	3,198,319	0.03652	$116,802.62	GRT - ALLOWED	398,319	$14,546.62	330	2017
090-34-3775-000	961	WORCESTER	961 WORCESTER ROAD, LLC /	373,000	0.03652	$13,621.96	GRT - ALLOWED	61,500	$2,245.98	326	2017
089-14-9314-007	1071	WORCESTER	STIPHO, ABDUL & HUDA /	295,100	0.03652	$10,777.05	GRT - ALLOWED	65,800	$2,403.02	344	2017
089-14-9314-010	1071	WORCESTER	SIEGEL, HOWARD D TR / C/O HELEN SIEGEL	237,500	0.03652	$8,673.50	GRT - ALLOWED	18,300	$668.32	344	2017
089-14-9314-011	1071	WORCESTER	SIEGEL, HELEN C TR / HOWARD D SIEGELREVC	165,400	0.03652	$6,040.41	GRT - ALLOWED	12,800	$467.46	344	2017
089-14-9314-012	1071	WORCESTER	SIEGEL, HOWARD D TR / HOWARD D SIEGEL RI	102,700	0.03652	$3,750.60	GRT - ALLOWED	8,000	$292.16	344	2017
099-13-0822-000	1170	WORCESTER	WATERTOWN SQUARE PLAZA, LLC /	775,200	0.03652	$28,310.30	GRT - ALLOWED	48,500	$1,771.22	326	2017
098-83-9386-055	1321	WORCESTER	ZEMACK, ABY /	144,000	0.01671	$2,406.24	GRT - ALLOWED	8,100	$135.35	102	2017
100/088.0-0142-0001.0	30	WORCESTER RD	THIRTY WORCESTER ROAD LLC	2,716,300	0.04092	$111,151.00	GRT - ALLOWED	716,300	$29,311.00	326	2014
100/088.0-0142-0001.A	70	WORCESTER RD	GREENWOOD DEVELOPMENT CORP	905,600	0.03998	$36,205.89	GRT - ALLOWED	600	$23.99	326	2013
104-43-2749-000	70	WORCESTER RD	GREENWOOD DEVELOPMENT CORP / C/O UNC	1,033,600	0.03798	$39,256.00	GRT - ALLOWED	50,800	$1,929.00	326	2016
100/088.0-0142-0004.0	100	WORCESTER RD	THE FERRI CORP	1,824,900	0.03899	$71,152.85	GRT - ALLOWED	506,910	$19,764.42	325	2015
100/253.0-0153-0002.0	357	WORCESTER RD	357 REALTY, LLC	552,900	0.03899	$21,557.57	GRT - ALLOWED	143,400	$5,591.17	340	2015
100/240.0-0075-0010.A	463	WORCESTER RD	THE 463 LLC	3,095,600	0.03998	$123,762.09	GRT - ALLOWED	245,600	$9,819.09	340	2013
100/240.0-0075-0010.A	463	WORCESTER RD	THE 463 LLC	3,095,600	0.04092	$126,671.95	GRT - ALLOWED	112,883	$4,619.17	340	2014
100/245.0-0083-0002.B	501	WORCESTER RD	501 WORCESTER ROAD, LLC	640,500	0.03998	$25,607.19	GRT - ALLOWED	106,800	$4,269.86	325	2013
100/245.0-0083-0002.B	501	WORCESTER RD	501 WORCESTER ROAD, LLC	640,500	0.04092	$26,209.26	GRT - ALLOWED	143,601	$5,876.15	325	2014
100/245.0-0082-0002.0	517	WORCESTER RD	M.A.N.Y., LLC	715,800	0.03899	$27,909.04	GRT - ALLOWED	165,200	$6,441.15	326	2015
100/228.0-0087-0001.C	669	WORCESTER RD	MAGUIRES INC	643,800	0.03899	$25,101.76	GRT - ALLOWED	275,700	$10,749.54	334	2015
100/210.0-0022-0014.0	808	WORCESTER RD	EIGHT-08 WORCESTER ROAD, LLC	266,500	0.04092	$10,905.18	GRT - ALLOWED	147,382	$6,030.89	340	2014
100/353.0-0086-0009.0	957	WORCESTER RD	C.J. GORDON FAMILY REALTY, LLC	155,000	0.03998	$6,196.90	GRT - ALLOWED	31,000	$1,239.38	316	2013
100/353.0-0086-0004.0	957	WORCESTER RD	GORDON, JAY R & SHERMAN, JOEL B TRS	1,079,400	0.03998	$43,154.41	GRT - ALLOWED	215,900	$8,631.68	325	2013
100/353.0-0086-0007.0	971	WORCESTER RD	C.J. GORDON FAMILY REALTY, LLC	115,400	0.03998	$4,613.69	GRT - ALLOWED	23,100	$923.54	390	2013
100/219.0-0038-0001.0	1094	WORCESTER RD	MOORE TRS, DAVID W & HERMAN, NEIL	1,570,600	0.04092	$64,268.95	GRT - ALLOWED	289,338	$11,839.71	342	2014
100/380.0-0001-0013.A	1170	WORCESTER RD	WATERTOWN SQUARE PLAZA, LLC	802,600	0.03899	$31,293.37	GRT - ALLOWED	242,840	$9,468.33	326	2015
100/386.0-0002-0030.0	1253	WORCESTER RD	TEMPLE PLACE REALTY CORP	2,490,100	0.03899	$97,089.00	GRT - ALLOWED	256,319	$9,993.88	340	2015
100/380.0-0002-0003.0	1296	WORCESTER RD	WATERS EDGE EAST, LLC	30,955,700	0.01782	$551,630.57	GRT - ALLOWED	2,966,460	$52,862.32	113	2015
100/444.0-0005-0003.C	1400	WORCESTER RD	WATERS EDGE WEST, LLC	45,389,000	0.01782	$808,831.98	GRT - ALLOWED	10,377,639	$184,929.53	113	2015
096-23-0526-000	1651	WORCESTER RD	AP WCP FRAMINGHAM OWNER LLC /	34,002,000	0.03798	$1,291,396.00	GRT - ALLOWED	2,263,800	$85,979.00	300	2016
100/461.0-0001-0002.0	1668	WORCESTER RD	MOTEL 6 OPERATING L P	4,697,100	0.03899	$183,139.93	GRT - ALLOWED	3,397,100	$132,452.93	301	2015
100/463.0-0009-0005.0	1671	WORCESTER RD	THIRTY BEAR LIMITED PART	2,762,400	0.04092	$113,037.41	GRT - ALLOWED	234,300	$9,587.56	340	2014
100/457.0-0005-0028.A	1800	WORCESTER RD	GASTON ANDREY OF FRAM INC	1,945,200	0.03998	$77,769.10	GRT - ALLOWED	445,200	$17,799.10	330	2013
100/444.0-0005-0218.0	1500	WORCESTER RD #218	RICHMAN, MELVIN	201,500	0.01784	$3,594.76	GRT - ALLOWED	26,500	$472.76	102	2013
100/444.0-0005-0315.0	1500	WORCESTER RD #315	BASS, BONNIE B	201,500	0.01784	$3,594.76	GRT - ALLOWED	26,500	$472.76	102	2013
100/444.0-0005-0514.0	1500	WORCESTER RD #514	GOVORKOV, LEONID & FIRA	201,500	0.01784	$3,594.76	GRT - ALLOWED	26,500	$472.76	102	2013
100/444.0-0005-0517.0	1500	WORCESTER RD #517	ALFRED, MARIE	201,500	0.01784	$3,594.76	GRT - ALLOWED	26,500	$472.76	102	2013
100/444.0-0005-0519.0	1500	WORCESTER RD #519	BLANKSTEIN, LARRY & MIRIAM	201,500	0.01784	$3,594.76	GRT - ALLOWED	26,500	$472.76	102	2013
100/444.0-0005-0721.0	1500	WORCESTER RD #721	GOLDSTEIN, BLAKE	277,500	0.01829	$5,075.48	GRT - ALLOWED	17,500	$320.08	102	2014
080-66-4160-000	2	WYNDSTONE	ALPERT, MYRNA A /	609,000	0.01671	$10,176.39	GRT - ALLOWED	31,200	$521.35	101	2017
080-66-9104-000	10	WYNDSTONE WAY	WYNDSTONE ASSOCIATION /	87,400	0.01738	$1,519.00	GRT - ALLOWED	83,900	$1,458.00	106	2016

Finance — Purchasing

Memorial Building, Room 123
508-532-5405
purchasing@framinghamma.gov

PURCHASING

Memorial Building, Room 123
508-532-5405 | purchasing@framinghamma.gov

The Purchasing Department seeks to identify the best overall value when expending public funds for goods and services. The Department ensures that purchases are made in accordance with local bylaws and in compliance with procurement statutes of the Commonwealth. Purchasing has worked closely with Town and School departments to produce invitation for bids for a multitude of projects including the Loring Arena Renovation, Skate Park, Roof

Replacement for Fire Station #5 and repairs to Stapleton School.

Routine contracts were awarded for the School Department lunch commodities (e.g., bread, milk, other food supplies), for Parks & Recreation landscaping materials, and for various services, such as, elevator maintenance and cleaning contracts.

The Purchasing Department posts all invitations for bid on the Town's website and advertises larger procurement opportunities locally and in the Commonwealth of Massachusetts' Central Register. The Department is currently staffed within the Finance Division by Amy Putney, Procurement Administrator and a part-time Procurement Administrative Assistant. Jennifer Pratt, Assistant Chief Financial Officer also serves as the Chief Procurement Officer.

In the coming year, the Purchasing Department will continue to pursue the best available pricing, including leveraging our options and selectively participating in purchasing consortia. The Purchasing Department will continue to conduct due diligence on every major purchase in order to get the best value for taxpayer dollars.

Jennifer A. Pratt
Assistant Chief Financial Officer
Chief Procurement Officer

Finance —
Framingham Retirement System

150 Concord Street, Room B31
Memorial Building
Framingham, MA 01702-8325

PHONE: 508-532-5465 | FAX: 508-532-5757

FRAMINGHAM RETIREMENT SYSTEM

150 Concord Street, Room B31
Memorial Building
Framingham, MA 01702-8325 01702-8325

PHONE: 508-532-5465 | FAX: 508-532-5757

The Framingham Retirement System is a member of the Massachusetts Contributory

Retirement System, governed by Chapter 32 of the Massachusetts General Laws, and is Managed by a five member Retirement Board which consists of:

Richard G. Howarth, Jr.	Town Accountant-Ex-officio Member
Mary Ellen Kelley, CFO	Selectmen Appointee
Peter J. Rovinelli	Elected Member
Joseph A. Fonseca	Elected Member
John W. White, Jr.	Board Member Appointee

Total Assets on 12/31/2016 $ 274,048,690

Membership in the Retirement System:

Active member:	**1233**
Inactive members:	**348**
Retired members and beneficiaries:	**815**
Total Membership:	**2396**

Respectfully Submitted,

Laurie A. Lizak, Director

Public Safety and Health — Police Department

Police Department
1 William H. Welch Way | 508-872-1212 | kmf@framinghamma.gov

A MESSAGE FROM CHIEF FERGUSON



It is my pleasure to present the Framingham Police Department's 2017 Annual Report, which highlights a few of the Framingham Police Department's accomplishments over the past year. In 2017, the Framingham Police Department focused on evidence-based crime prevention and reduction, training, and community engagement. Through these efforts, the Department was able to achieve a reduction in violent and serious property crimes. This means less victimization of people and a healthier quality of life for Framingham's residents and visitors.

Our community engagement efforts include the deployment of dedicated downtown beat officers, educational presentations, monthly interactive community meetings, Rape Aggression Defense (RAD), child passenger safety seat installations, and citizen police academies which provide community groups with an invaluable opportunity to learn about their police department. We have leveraged technology to increase our community engagement through increased use of platforms such as social media and see click fix.

During the past year Framingham Police Officers received training in important law enforcement topics, as well as innovative subjects such as critical thinking, tactical debriefings, improving outcomes, de-escalation and disengagement, recognizing biases, and policing the teen brain. We continued our deployment of additional Tasers to reduce and prevent officer and citizen injuries.

We continue to follow the guidance of the President's Taskforce on 21st Century Policing and strive to enhance our partnerships with community stakeholders and those who we are sworn to serve. One of our ongoing goals is to achieve excellence through effective collaboration and cooperation. One example of this is our comprehensive prevention, early intervention, treatment and enforcement strategy to help address the opiate crisis. We are grateful for out strong partnership with Advocates, Inc., and the South Middlesex Opportunity Council, which allows us to provide this multi-dimensional approach to a complex problem.

I am extremely proud of the dedication, commitment, and professionalism shown by Framingham Police Officers over the past year.

Sincerely,
Chief Ken Ferguson

2017 Police Personnel Resources	
Chief	1
Deputy Chief	3
Lieutenants	10
Sergeants	15
Assistant to Chief	1
Patrol Officers	102
Dispatchers	8
Civilian Staff	6.5
Mechanic	1
Parking Control	2
Animal Control	2.5
Crossing Guards	14

Emergency Management

Framingham Emergency Management Agency (FrEMA) directs all emergency management operations in the Town of Framingham. Emergency management is the preparedness, mitigation, response and recovery of both naturally occurring events like blizzards, ice storms, hurricanes, flooding and earthquakes, as well as any manmade disasters such as chemical spills, fires, transportation events and acts of terrorism. Framingham Emergency Management has worked extensively under its current structure to create planning groups, exercise response activities, secure funding from grants and state and federal sources, and expand participation in this municipal function. FrEMA in concert with Framingham Department of Public Works and the Northeast Homeland Security Regional Advisory Council, also operates an emergency equipment cache located at Framingham DPW. This cache is one of only three in the State and will be used to dispense equipment and supplies during emergencies. FrEMA, in conjunction with state and federal authorities, prepares, administers and implements Framingham's CEMP (Comprehensive Emergency Management Plan) as well as the federal mandated NIMSCAST. In 2007 the entire CEMP was rewritten and printed; this is the first time since 1997. In 2010 Framingham also joined five other communities (Ashland, Natick, Holliston, Hopkinton and Sherborn) to form the Metrowest Regional Emergency Planning Committee. This planning committee engaged in a table top exercise in the fall of 2017 and is working toward a full scale exercise for the fall of 2018.

The Director of FrEMA is Deputy Police Chief Steve Trask and this year we added new assistant emergency management directors Assistant Fire Chief Mike Dutcher and DPW Asst. Highway Director Kate Ronconi, who join Framingham Police Lt. Blaise Tersoni.

Revenue

The Framingham Police Department generates monies through the issuance of licenses and permits, administration fees and fines from parking and traffic citations. This revenue is not entered into the police budget but that of the town's general fund. Revenues are as follows:

Billable Activity	FY15	FY16	FY17	FY18 TOTAL	FY18 TOWN	FY18 CITY
111F/Recovery	$189	$1,187	$ -	$ -	$ -	$ -
Alarms	$13,700	$70,075	$131,573	$64,650	$30,750	$33,900
Auction	$ -	$641	$797	$ -	$ -	$ -
Court Fines	$138,518	$93,149	$48,768	$19,512	$14,117	$5,395
Cruiser Detail Fee	$104,862	$67,868	$18,675	$122,494	$45,156	$77,338
Detail Admin Fees	$133,468	$246,381	$168,873	$201,702	$100,459	$101,243
Fingerprint Fees	$1,218	$ -	$680	$1,020	$310	$710
Fire Arms Permit	$800	$ -	$1,225	$ -	$ -	$ -
Gun Dealer Permit	$900	$ -	$ -	$ -	$ -	$ -
Hackney Licenses	$2,900	$2,490	$2,430	$3,155	$2,075	$1,080
Liquor Server	$6,000	$9,701	$14,034	$8,468	$4,030	$4,438
M/V Fines	$118,553	$114,682	$97,120	$94,362	$65,901	$28,461
Marijuana Fines	$1,290	$1,300	$700	$100	$100	$ -
Non-Recurring Revenue	$271	$300	$14,182	$6,948	$65	$6,883
Parking Fines	$220,565	$190,375	$286,168	$241,005	$113,900	$127,105
Permit To Carry	$6,475	$10,025	$10,125	$20,725	$12,663	$8,063
Photos	$625	$1,149	$305	$ -	$ -	$ -
Report Fees	$10,324	$8,510	$7,764	$7,255	$3,355	$3,900
Subpoena Fees	$58	$2	$31	$14	$ -	$14
Tow Fees	$24,520	$23,610	$26,650	$7,780	$4,880	$2,900
Grand Total	**$785,234**	**$841,443**	**$830,099**	**$799,188**	**$397,760**	**$401,428**

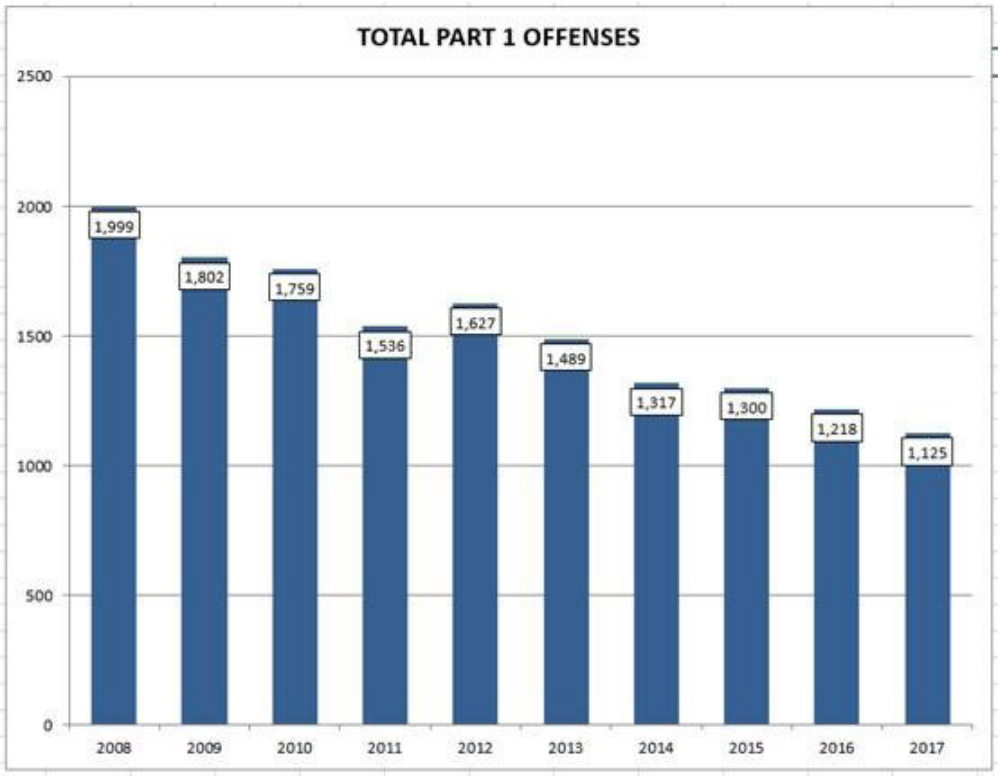

Auxiliary Police

The 19 dedicated officers of the Framingham Auxiliary Police completed another outstanding year of service for the community. For the past 76 years, the Auxiliary Police have been an active and vital component of the Police Department.

The Auxiliary Police, under the guidance of Auxiliary Captain Marc Spigel, have a well-defined training program in which officers attend an academy for reserve police officers; and are trained in first responder first aid and CPR/AED. Annually the Auxiliary Officers keep their skills and certification current with field and in-service training. The result is a professional Auxiliary Police Organization that stands ready to assist this department.

During the year, the Auxiliary Officers volunteer countless hours of their time to help make Framingham a better place to live and work. You can see some of their volunteer efforts in action at community events such as Concerts on the Green, charitable road races, and child safety programs. As part of the Framingham Emergency Management Agency, Auxiliary Police Officers provide assistance at the Emergency Operations Center and emergency shelters as needed, and are trained in the National Incident Management System.

Jail Diversion

Advocates' Jail Diversion Program (JDP) clinicians were physically embedded in the Framingham Police Department for over 80 hours a week between the hours of 7:30am to 11:30pm. During this year, these JDP clinicians provided support, resources and services to over 1087 individuals experiencing a psychiatric crisis or substance use disorder that members of the Framingham Police Department came into contact with.

Of offenders, who had committed low level arrest able offenses, 88% (244 individuals) were diverted away from arrest and into more appropriate community based treatment.

During this year a further 138 individuals were diverted away from the Framingham Emergency Department by Jail Diversion Program clinicians who were on scene and available to provide the assessment and resources needed.

The Framingham Jail Diversion Program continues to be held up as a best practice/gold standard in policing/behavioral health partnerships and has been successfully replicated in several other communities across the Commonwealth and beyond. The Framingham Compassionate Addiction Recovery Education Service (CARES) initiative continued to operate

during this year. The primary goal of Framingham CARES is to reduce the number and frequency of opioid overdose deaths in the Framingham community. This initiative has been developed to respond to individuals as soon as possible post opioid overdose/ Narcan administration and to connect them to specific and immediately available treatment resources, including Advocates' recovery coaches.

Lessening the shame and stigma associated with substance use has been identified as a key tactic in identifying those in need of assistance

Animal Control Department

50 Western Avenue
508-532-5870
Fax 508-620-4872
Animal.control@framinghamma.gov

Staff:
Katherine J. MacKenzie, Director of Animal Control, Massachusetts Municipal Animal Inspector, 25 years of service.

William C. Sage, Animal Control Officer, Massachusetts Municipal Animal Inspector, 24 years of service.

Peter E Cunningham, PT Animal Control Officer, Massachusetts Municipal Animal Inspector.

The Framingham Animal Control Department is staffed by 2 full-time and 1 part-time certified animal control officers. In addition to regular shifts, animal control officers respond to off shift emergencies. The animal control officers provide service to the citizens of Framingham. The animal control officers provide care for the animals held by the department 365 days a year.

Animal control officers work both in the field and in the office, managing calls for service, complaints and inquiries. Animal control officers prepare reports, participate in hearings and appear in court as needed. The animal control officers enforce both state laws and town by-laws. They respond to calls regarding domestic animals, livestock and wildlife. Framingham animal control officers work cooperatively with many outside agencies such as the Massachusetts Department of Fish and Wildlife, Tufts Wildlife Center, Massachusetts Department of Environmental Police, Massachusetts Department of Agriculture, Division of Animal Health, the Massachusetts Society for the Prevention of Cruelty to Animals and the Animal Rescue League of Boston. The animal control officers are responsible for all aspects of the department as the animal control Department does not employ administrative staff or kennel staff.

During 2017, animal control officers fielded and responded to more than 5,525 calls. This number does not include the calls for service that were made via email. More than 1,042 calls regarding wildlife were addressed by the animal control officers. Most often, wildlife calls are concerning possible rabid, injured or nuisance animals. This year they include several black bear sightings.

The Department fielded more than 1,177 canine and 226 feline calls. Other calls addressed by the animal control officers, totaling approximately 3,080 such as kennel inspections, animal quarantines, animal bites, hearing requests, administrative calls, police assists, board of health assists, fire department assists, along with livestock inspections were addressed by the animal control officers throughout the year.

The Massachusetts Department of Agriculture, Division of Animal Health approves the appointment of the municipal animal inspectors. The primary duty of the animal inspector has recently become rabies control in the domestic animal population. Municipal animal inspectors issue and enforce quarantines.

In accordance with state law, all domestic mammals that bite a human or another domestic mammal must be quarantined for a period of ten days to determine the risk of rabies transmission. Domestic mammals that come in contact with, or are otherwise exposed to the rabies virus must first be assessed to determine severity of risk. Depending on the vaccination status of the domestic mammal involved, it will be either quarantined or destroyed. The animal inspector must ensure that all animals, wild or domestic, which must be tested for rabies, are captured and euthanized. The head must be removed, and the specimen must be properly packaged and submitted to the State Rabies Lab for testing. Pets that may have been exposed to rabies through wounds of unknown origin or contact with a rabid animal are also quarantined. Municipal animal inspectors are also responsible for livestock inspections and may be called to assist with domestic animal disease quarantines in the event of an outbreak. Livestock inspections are a census of the domestic animal population of the Town, ensure that all of the animals appear to be in good health

and free from disease, observe animal housing and ensure ample food and water are supplied. The annual livestock census, required by the Massachusetts Department of Agriculture, Division of Animal Health, is taken by the sworn animal inspectors of this department. There are more than 54 different locations that keep livestock and fowl within the Town of Framingham. These inspections covered 349 chickens, 19 goats, 2 turkeys, 10 geese and ducks, 14 sheep, 48 horses, 3 ponies, 1 donkey, 24 alpaca and 4 llama, 1 beef steer, 10 game birds including Guinea hens and peafowl.

Respectfully,

Katherine J. MacKenzie
Director of Animal Control

Public Safety and Health — Fire Department

FIRE DEPARTMENT

Mission Statement: The Framingham Fire Department is a group of dedicated professionals committed to assist and protect the citizens of Framingham. In addition to firefighting and public safety services, the Department provides efficient emergency medical care and advanced technical rescue services to the community. Through collaboration and education, our mission is to prevent possible disastrous incidents from occurring and to minimize damage to life, property, and the environment.

The department employs the highly effective National Incident Command System in emergency operations. Planning for "all hazards" and "unified" command are two core principles. The department's highly skilled members provide emergency services and technical expertise for medical emergencies, hazardous material incidents, environmental emergencies, structural collapse, industrial accidents, specialized rope rescue and water rescue and recovery incidents.

New Tower 1 Firetruck

The Framingham Fire Department experienced changes in 2017 caused by the retirement/resignation of six (6) members, four (4) promotions, eight (8) new hires and one (1) military deployment.

Retirements: (years of service)

Deputy Chief Kevin Burns (29)
Lieutenant Michael Cantin (35)
Lieutenant Kevin Kenny (32)
Firefighter Kurt Toucey (32)

Resignations:

Firefighter Michael Espinosa
Firefighter Luis Alvarez

Military Deployments:

Firefighter Stephen Warren

New Hires:

Derek Ciccu
Thomas McMahon
Francis Pawluczonek
Daniel O'Connor
Fabricio Andrade
James Foster
Michael Travis
Ryan McKinnon

Promotions:

Deputy Chief John Schultz
Captain Jose Lopez de Victoria
Lieutenant David Peters
Lieutenant Andrew Castoldi

Total Alarms:

The Framingham Fire Department responded to a total of 16,276 incidents in 2017, of which 11,464 were calls for emergency service. The remainder includes inspections, investigations and code enforcement activity.

Total Emergency Calls

2017 Responses	**11,464**
2016 Responses	**11,318**
2015 Responses	**11,342**

HIGHLIGHTS IN REVIEW:

The Framingham Fire Department provides Fire, Rescue and Emergency Medical Services to those who live, work and travel through the community. Calendar year 2017 was our busiest year ever. We responded to 11,464 emergencies.

In 2017, we celebrated the promotion of the first Hispanic Fire Captain Jose Lopez-De Victoria. His promotion was based entirely on his intelligence, competence and leadership skills. Most importantly, the department is proud to mirror the community we serve.

The department responded to 33 structure fires totaling with several millions in property losses. We also responded to 421 cooking fires, 29 vehicle fires, and 98 outside fires which include brush, grass and

mulch fires. Fires were the most serious of incidents, but the majority of all responses were medical and rescue emergencies. The most significant fire loss destroyed the strip mall and businesses located at 350 Cochituate Road. This major fire started during a winter snow squall with heavy winds and artic cold. Despite the extreme conditions and duration of the incident, no civilians or firefighters were injured. Safety is always the top priority.

969 Concord St. Fire

We were successful in obtaining some outside funding through grant awards from the Federal Assistance to Firefighters Grant Program, the Massachusetts Executive Office of Public Safety and the Massachusetts Department of Fire Safety and will continue to seek additional outside revenue sources and grants. Some of these grants are listed below:

- SAFE-Student Awareness of Fire Education: $$6,943 public safety education
- Senior Safe Grant - $3,196
- MDU-Mobile Decontamination Unit: $2,000 training and maintenance of state De-Con Unit

The Department also received a major Federal Emergency Management Agency (FEMA) Agency grant. The grant totaled $175,182.00 and allowed the department to purchase ten state of the art portable radios.

In 2017, the department again received the Patriot Award for supporting the Military personnel. Framingham Fire has a long standing tradition of supporting our soldiers and their families.

The operation of the Fire Department is diverse and complex. We do more than simply respond to fires, rescues and medical emergencies. Because some of the incidents we encounter are larger or more technical than the resources readily available to the Fire Department, we work collaboratively with various departments and agencies both in and outside of the Town. Some of these regional partnerships include:

- MetroWest Medical Center
- Massachusetts Hazardous Materials Response Team



FEMA Grant Check Presentation

- Massachusetts Emergency Management Agency (MEMA)
- Massachusetts Bay Community College
- Massachusetts Fire District 14
- Regional Emergency Planning Committee (REPC)

Collaborative relationships with our neighboring communities and supporting agencies allow for shared resources and mutual aid assistance, ultimately improving public safety with minimal expense.

Fire Prevention Division:

The Division of Fire Prevention is managed by a Fire Marshal, supervises an Assistant Fire Marshal and two Fire Inspectors. This group attends professional training with the State Fire Marshal's Office. Professional memberships and ongoing education with the Fire Prevention Association of Massachusetts (FPAM), the International Association of Arson Investigators (IAAI), and the Massachusetts Department of Fire Services (DFS) assists with maintaining consistent, professional standards.

The division's major areas of responsibility include fire code violation investigations, public safety education, construction plan review, fire code permitting, and fire cause determination.

Other responsibilities representation on the Traffic and Roadway Safety Committee, the Technical Review Permitting Team, the Code Enforcement Task Force and the Interdepartmental Community Support Team. The division collaborates with all of Framingham's Departments from the schools to public works.

The Assistant Fire Marshal assists with the division's responsibilities and fills in with the Marshal's absence. The Assistant Fire Marshal works closely with the Building Department in permitting approvals. He schedules acceptance testing with fire protection contractors, as well as conducting meetings with general contractors, engineers and property owners for proposed projects in addition to any problems that arise during construction and final inspection.

The inspectors are responsible for reviewing fire permits and conducting the subsequently required inspections. Acceptance tests are a major area of responsibility in which the Fire Inspector witnesses the proper operation of fire and life safety systems prior to a new tenant or owner occupying a residential or commercial space. The inspectors are the "boots on the street" engaging with the community to promote and enforce safety interpretations and fire protection issues.

All of the Fire Prevention officials have some level of responsibility with the Schools. The SAFE grant is a major resource in providing public education in collaboration with the Framingham Public Schools Superintendent's Office. The Fire Prevention Division and the Department look forward to continually improving this successful and cooperative venture.

A major goal of the Framingham Fire Department is emphasis on community risk reduction and prevention by conducting life safety education programs in the community. Seniors are identified to be at risk and remain a primary focus. The Callahan Senior Center and Framingham Housing are two major resources in assisting with elder safety.

In addition to hundreds of occupancy inspections, a summary of permit activity in 2017 includes:

- 1,265 residential smoke detector permits
- 1,739 fire alarm system permits
- 801 sprinkler system permits
- 248 oil burner permits
- 85 flammable liquid storage permits
- 105 propane storage permits
- 65 welding permits

Training and Emergency Medical Services Division:

Our motto is "Every day is a training day". The Training Division is managed by a Deputy Chief and assisted by a Lieutenant assigned as the EMS Officer. Federal and State mandates dictate much of the required training. Personal protective gear, specialized tools and equipment and technological advances place a strong demand on the training division. In addition, the Training Division is tasked with delivering a wide range of training to meet a myriad of recognized standards. Since training is performance-based, firefighters must demonstrate skill competence. Solid basic training is the primary objective and foundation for all training.

The Deputy Chief and EMS Officer are also safety officers for the Department. Reviewing accidents and injuries to provide insight and potential solutions is part of their responsibility in promoting safety.

The Emergency Medical Services (EMS) Officer acts as the liaison to the local agencies, regional hospitals, State agencies, and the National Registry of Emergency Medical Technicians (NREMT).

American Medical Response is Framingham's contracted EMS provider. The department manages EMS and AMR. In 2017 we negotiated a fourth ambulance called A4 that is stationed on Water Street. Adding A4 has reduced response times and taken some of the workload of the other three ambulances during peak times. To start, A4 is on duty Monday through Friday 8:00 am – 4:00 pm.

A compliment to the Department is the fact that Framingham is a desired system to work in as an EMT. Amongst our peers, we are considered a professional, highly skilled public service organization that is looked upon as a resource and model for others to follow. We are proud to hold that reputation and assure it will continue.

On behalf of the Framingham Fire Department, I would like to thank the governing officials, businesses and citizens for their assistance and support.

Respectfully Submitted,
Joseph C. Hicks, Chief
Framingham Fire Department

Public Safety and Health — Framingham Health Department



FRAMINGHAM HEALTH DEPARTMENT

The mission of the Health Department is to protect, promote, and preserve the health and wellness of all Framingham residents.

Under the policy direction of an appointed Board of Health, the department staff assesses the public health needs of the Framingham community. The staff addresses those needs by enforcing state and local public health and environmental health regulations and by providing public health nursing services, health promotion activities, emergency preparedness and response planning, community health outreach and education, and by reducing environmental health hazards.

The Board of Health consisted of five members. For 2017, members were Tammy C. Harris, MD, MPH, Judith Wester, RN, BSN, MSN, Michael R. Hugo, JD, David W. Moore, MD, and Laura T. Housman, MPH.

The Health Department staff is comprised of a Director of Public Health, Chief of Community Health, Chief Environmental Health Officer, Senior Public Health Inspector, four Public Health Inspectors, Chief Public Health Nurse, Public Health Nurse, Program Manager, Community Intervention Specialist, Office Manager, and an Administrative Assistant.

The Health Department conducts numerous mandated inspections throughout the year according to local and state mandates. These inspections include but are not limited to, food establishments, housing, body art establishments, tanning establishments swimming pools whirlpools, beach testing, Bottled water regulations, Biotechnology regulations, Recreational Camps, Title 5 (onsite waste water) plan review and field inspections, tobacco control, 21E hazardous waste inspections, animal permitting, South Middlesex Opportunity Council (SMOC) group home and hotel and motel inspections. On occasion, the Health Department must hold show cause administrative hearings and prepare cases for resolution in District Court. There were over a thousand health inspections performed in 2017. Re-inspections are required for many of the inspections and orders to correct, letters of no violation, and/or letters of abatement are issued for all complaints.

An additional facet of the Health Department's work involves complaint investigation, including, but not limited to, solid waste, dust, odors, noises, rodents/vector control and general neighborhood conditions.

The department has a contracted Licensed Site Professional (LSP) to advocate on the Town's behalf at the General Chemical Corporation, Mary Dennison Park, and other hazardous waste sites in town. Through the work of contractor, the town was able to advocate for additional onsite environmental assessment activities to be conducted in order to ensure that sufficient data is garnered to assure that optimal assessment of onsite conditions are made. This will help assess the level of treatment, additional monitoring and remediation that is needed to address onsite contamination. The LSP Contractor also assists the Health Department, Town Manager and the Community and Economic Development Department with ongoing 21E sites assessments in town in order to determine current site conditions, assess needed remediation work and best available technology required to address various environmental health concerns.

The Health Department continued to implement and enforce Bodywork Regulations. The scope of these regulations is broad and includes many aspects, which if not particularly regulated could endanger the community with the risk of prostitution, human trafficking and disease transmission. Additional regulatory and educational programs in the planning phase include a Hazardous Material Registration, Food Establishment Person in Charge (PIC) training, Swimming Pool Certificated Pool Operator refresher training, Choke Safe training, Tanning Establishment Operator training, and Body Art Establishment Operator training. The Heath Department staff is also very active in addressing community and public health crisis issues such as hoarding.

The Health Department worked in conjunction with the East Middlesex Mosquito Control Project (EMMCP) in planning larviciding, adulticiding, aerial applications, and surveillance activity throughout the town.

The Health Department reviews numerous Planning Department Site plans in conjunction with other municipal department including but not limited to Fire, Conservation. Police, Building and Economic and Community Development Department. The Health Department reviews these plans and provides comments regarding hazardous waste containment, noise, odor mitigation, the need for Food Establishment permitting, Title V - onsite waste water (review) and complete streets.

PUBLIC SAFETY AND HEALTH — HEALTH DEPARTMENT

In May 2016, the Massachusetts Department of Public Health Bureau of Substance Abuse Services awarded the Framingham Health Department with a grant to combat the opioid epidemic. The Massachusetts Opioid Abuse Prevention Collaborative (MOAPC) is a four year, $400,000 grant program with objectives to prevent opioid abuse and opioid overdoses. In 2017, Framingham continues to partner with Ashland, Hudson and Natick for the MetroWest MOAPC grant with the purpose of implementing local policy, practice, systems and environmental change in three key areas:

- To prevent/reduce the misuse of opioids (including first use);
- To prevent/reduce unintentional deaths and nonfatal hospital events associated with opioid poisonings; and
- To increase both the number and capacity of municipalities to address these issues.

Our MOAPC Program Coordinator, hired in November 2016, continues to help direct the MetroWest's efforts, following an evidence-based Strategic Prevention Framework set forth by the Substance Abuse and Mental Health Services Administration (SAMHSA), the MetroWest MOAPC presented its strategic plan at a community event in the spring of 2017 and started piloting intervention strategies in the summer.

The Town of Framingham, Northborough, Marlborough and Hudson Planning Departments, Public Works and Health Departments partner in the regional Mass in Motion and Complete Streets grant initiative. These initiatives are aimed at increasing physical activity, healthy dining and access to walking and bike paths with scheduled improvements to streets and sidewalks in order to improve transportation and pedestrian mobility. These initiatives have been deemed to be crucial to the development of needed programs and interventions that have been identified in the MetroWest Regional Community Health Assessment which include but are not limited to, transportation and prevention of obesity.

The Health Department continued its involvement with the Prevention and Wellness Trust Fund (PWTF) Grant. The PWTF is a collaborative of four municipal health departments (Hudson, Northborough, Marlborough, and Framingham) and many community stakeholders known as the MetroWest Partnership (MWP). As one of only nine (9) grantees, the MWP will continue to be at the forefront of National Prevention efforts in Asthma, Hypertension, Elder Falls, and Tobacco Use Cessation.

The Health Department in conjunction with the Fire, Police, Building and various municipal officials, conduct monthly general nuisance surveys of areas neighborhoods in order to address the concern of area residents regarding traffic, quality of housing stock and general nuisance conditions. If necessary, enforcement actions include but not limited to, non-criminal ticketing and court complaints are initiated to ensure compliance with local nuisance regulations and state health and building codes.

Public Health Nursing Services 2017:

Nursing Hours are 8:30 – 5 Monday through Friday with clinic hours daily 8:30-9:30am, 4-5 pm (last patient seen at 4:45).

Nursing Services include the following:

- Immunizations: Outbreak control, adult, pediatric (both required and recommended childhood vaccinations.
- Food-borne Illness Investigation
- Vaccine Specific Clinics (Seasonal Influenza, Pertussis, Pneumonia, Hepatitis, Tetanus)
- Employee Clinics for Hepatitis, Tetanus and Flu.
- Communicable Disease Investigation (Prevention/Control/Containment/Restoration)
- TB Screening (high risk, recent exposure, new arrivals)
- TB Case Management for Active Tuberculosis cases and general oversight of Latent TB infected individuals.
- Immigrant & Refugee Health record reviews
- Camp Inspections (Health records and health lodges/stations inspections)
- Blood Lead Level Screenings: children only
- Pandemic Response Team / Medical Reserve Corps Administration
- Arbovirus Liaison to the State Health Department for tick and mosquito bites impacting health and well-being.

- Animal Bite follow up / rabies education.
- Health Screenings: Blood Pressure, Cholesterol, Skin Cancer and others (seasonal).
- Kiosk Management for both Sharps and Prescription Medication.
- Health Education and Programming on Health People 20/20 and National Health Observances.
- Social Media participant for Health Department and Medical Reserve Corps.
- HIPAA Compliant Clinics
- Mentored 2 students; Nursing and Public Health
- Drug Take Back Administration and Events brought in old, expired, or unwanted prescription medications as well as additional collection through the Rx Kiosk.
- Coordinated Foot Care for Homeless and At Risk Veterans through Operation Stand Down with MAPHN.
- Administers the Massachusetts Office of Preparedness Emergency Management Public Health Emergency Preparedness budget.
- Fully compliant with State Health department MAVEN and MIIS (Disease and Immunization platforms).
- Vaccine Billing & Reimbursement for insured adults and children.

Communicable Disease: The Public Health Nurse provides disease investigation, surveillance and case management, disease containment through isolation and quarantine, and health restoration opportunities with early interventions for all communicable diseases, cluster or outbreak illnesses including disease tracking and trends in accordance with 105 CMR 300.000. All infectious TB cases are monitored at home by the Public Health Nurse to ensure their medication and appointment compliance and tolerance to the TB medication until they are no longer infectious. The Public Health Nurse monitors, trains and prepares a response for local, regional, state, national and global emerging disease threats such as Ebola and Zika Virus.

Immunizations: Approximately 5000 doses of vaccine were given at clinics, office visits, high-risk/outbreak control settings and employee health.

Medical Reserve Corps (MRC): The Framingham MRC operates under the administration of the Board of Health. Nearly 250 volunteers are trained and ready to respond to emergencies in the community. MRC members participated in multiple drills, trainings, table top and full scale exercises/deployments. The MRC provided health information at events, local fairs and farmers markets, staffed clinics and health programs, trained in emergency preparedness with shelter management, CPR, First Aid, AED, Choke Relief, BLS, Active Intruder, Mental Health First Aid, Mass Casualty, Mass Fatality and more. The MRC staffed all the Town's flu clinics and the Emergency Reception Center for the Boston Marathon. The Framingham MRC was put on Stand-By 4 times in 2017. Districts/Region: The Framingham MRC is part of health and Homeland Security Region 4AB. MRC volunteers work under the direction of local health and safety officials, and in collaboration with other local emergency response programs.

The nurse would like to recognize the contributions of the following: Dr. Harveen Singh, Dr. Shahla Asvadi, our civilian volunteers in the Medical Reserve Corps, Framingham Public and Private School Nurses and the Department of Public Health: Infectious Disease and Emergency Preparedness Bureaus

In closing, I would like to express my sincere gratitude to our talented and dedicated staff for all of their hard work and commitment to public health in Framingham.

Respectfully submitted,

Samuel S. Wong, PhD
Director of Public Health

Public Safety and Health — Inspectional Services

Building Department
150 Concord Street, Room 203
Framingham, MA 01702

508-532-5500
508-532-5768 (fax)
Building.Dept@framinghamma.gov

Michael A. Tusino, Director	James Murphy, Local Inspector
Fred Bray, Deputy Commissioner	Mark Shahood, Plumbing-Gas Inspector
Ed Hicks, Electrical Inspector	Vacant, Plans Examiner
Suellen Seta, Code Enforcement	James DeMeo, Assist. Sign Officer
Paul L.M. Kelley, Code Enforcement	Michael McCarthy, Code Enforcement
Stephen DeMarco, Local Inspector	Vincent Sarnosky, Local Inspector
Joanne Panarelli, Code Enforcement	Michelle Fletcher, Administrative Assistant
Rebecca Nau, Administrative Assistant	Mark Dempsey, Access Compliance Inspector

PUBLIC SAFETY AND HEALTH — INSPECTIONAL SERVICES

The first 6 months of 2018 which also commemorates the beginning of our City form of government has been very busy due to a robust economy and a plethora of new apartment complexes planned throughout the city.

The focus of the Department continues to be the pursuit of the highest quality of public service by responding to concerns as they arise, to follow up on previous concerns, maintain a record of property activities reviewed by inspectors and investigators and be responsive to consumer protection.

The mission of the Building Department is to provide knowledge and service regarding local, state, and federal codes and standards in a manner which supports our commitment to the safety of our public and to the integrity of the department. We willingly participate in programs of continuing education to keep our staff informed of the latest technology and requirements within the building trades industry as well as customer service and computer literacy.

Due to some retirements and an open position, the department was able to re-organized positions to get more efficient and cost effective. These changes in staff will reflect a $60,000 savings in the FY 2019 budget.

It has been a pleasure working with Mayor Yvonne Spicer and her administration as well as our City Council. I am looking forward to further building relationships and working together in our new city form of government.

Respectfully submitted,

Michael A. Tusino

Michael A. Tusino, CBO
Director/Building Commissioner

The following is a list permit activities for the first 6 months of the calendar year 2018 with a Five Year Activity Summary:

Five Year Record of Building Activity in Framingham

Number of Permits Issued	2014	2015	2016	2017	6 Months 2018
Single Family Dwellings	39	59	82	44	21
Two Family Dwellings	12	24	57	16	21
New Commercial Buildings	6	34	19	8	3
Alterations & Additions	3,000	2,860	2,894	3,421	1,299
Total Building Permits	**3,057**	**3,701**	**3,052**	**3,489**	**1,289**

Estimated Cost of Construction	2014	2015	2016	2017	2018
Residential	39,107,399	19,326,072	62,983,340	141,205,926	22,296,525
Commercial	96,925,065	46,534,855	61,962,176	43,720,886	77,018,321
Total Valuations	**136,032,464**	**65,860,927**	**124,945,516**	**184,926,812**	99,314,846

Fees Received and Turned Over to General Fund

	2014	2015	2016	2017	2018
Building Permits	2,057,445	2,163,467	2,039,631	2,598,631	769,271
Sign Permits	17,325	15,719	10,806	12,704	6,382
Wire Permits	298,789	249,523	469,223	504,969	187,988
Plumb.& Gas Permits	208,712	220,874	174,989	207,831	145,634
Total Fees	**2,582,271**	**2,649,583**	**2,694,649**	**3,324,135**	**1,109,275**

Public Safety and Health — Weights & Measures Department

Weights & Measures Dept.
150 Concord Street, Room 203
Framingham, MA 01702

508-532-5480
508-532-5790(fax)
erg@framinghamma.gov

PUBLIC SAFETY AND HEALTH - WEIGHTS & MEASURES DEPARTMENT

In compliance with Section 34, Chapter 98, General Laws of the Commonwealth, I am submitting a Six month report of the Department of Weights & Measures for the period of January 1, 2018 to June 30, 2018.

The Weights and Measures Department operates as the town's "Consumer Protection Agency". The Department is mandated by the General Laws of the Commonwealth of Massachusetts to at least annually test, certify or condemn all weighing and measuring devices in town, including scales, weights, gasoline / diesel meters, fuel oil meters, taxi meters, pharmacy balances, counting devices, etc., to ensure their accuracy of weight, measurement, or count.

The Department also enforces the Motor Fuel Sales Act, Item Pricing, Unit Pricing, and Electronic Pricing (scanning) laws and regulations. In addition, the Department conducts numerous random inspections to ensure compliance with town, state and federal regulations. The Department continues to investigate a wide range of consumer / business complaints during the year and issues non-criminal tickets for violations under the 1998 Consumer and Merchant Protection Act. The department goal and focus is to keep a level playing field for both the consumer and merchant.

From a revenue standpoint the Weights & Measure Divisions collected the following revenue:

For calendar year 2017	**$78,783.00**
For calendar year 2018	**$33,495.00**

Also levied $3,100 in violations during the first 6 months of 2018.

We look forward to working with Mayor Yvonne Spicer and her administration as well as our City Council.

Respectfully Submitted,

Edward R. Gentili
Assistant Sealer of Weights & Measures

Framingham Department of Public Works

Peter A. Sellers, Executive Director
150 Concord Street, Room 213
Framingham, MA 01702

508-532-5600
508-872-5616 (fax)
DPWprojects@framinghamma.gov

Paul G. Barden, Deputy Director of Public Works	508-532-6053
Diane Conner, Assistant Director of Administration & Support	508-532-5611
William R. Sedewitz, Chief Engineer	508-532-6012
Thomas Coyne, Director of Administration & Finance	508-532-5620
Fred J. Davies, Director of Fleet, Facilities & Communications	508-532-6073
Blake Lukis, Director of Water & Wastewater	508-532-6052
Wayne Bolduc, Director of Lighting & Signals	508-532-5934
Daniel S. Nau, Director of Highway & Solid Waste	508-532-6032

CY 2017 ANNUAL REPORT

ENGINEERING AND TRANSPORTATION DIVISION

The Engineering and Transportation Division is responsible for the planning, design and construction of capital roadway and utility infrastructure projects; maintaining compliance with various State and Federal programs such as the National Pollutant Discharge Elimination System (NPDES) Phase II Municipal Separate Storm Sewer System (MS4) permit; managing the Town's Street and Trench Opening Permit programs; reviewing development and redevelopment plans to ensure roadway and utility changes conform to the Town's construction standards; and inspecting modifications and expansions to the roadway, water, sewer and stormwater infrastructure. The Division also provides technical expertise to the operational divisions of Public Works; other Town departments; various Boards, Committees and Commissions; maintains an extensive Geographical Information System (GIS); and is the custodian of a large collection of historical paper plans and documents.

Design Projects

The Division advanced or completed multiple transportation and utility design projects during the year. Transportation design work included the Union Avenue corridor and the Edgell Road at Central Street intersection, which are both being advanced as Federal and State funded Transportation Improvement Program (TIP) projects. Other projects included the Beaver Street Bridge, which was funded through a Small Bridge grant, the intersection of Edgell, Edmands, and Water Street, Fountain Street, Salem End Road Bridge, North Concord Roadway, the intersection of Concord, Central, Water, and Elm Street, Dudley Road Multi-path Phase II, which is being funded through a Complete Streets grant, and the Downtown Common.

Design work advanced for the following utility projects include sewer improvements downstream of the Technology Park; the Saxonville Levee Stormwater Pump Station; water, sewer and drain improvements along Union Avenue from Walnut Street to Proctor Street; replacement of the Lanewood Avenue sewer siphon; realignment of the Woodland Sewer Pump Station force main; and water and sewer along Worcester Road from Concord Street to the Natick town line.

Transportation Construction Projects

Transportation construction projects included repairs to a retaining wall along Main Street near Moulton Park Road, improvements to the Downtown Common, and Phase I of the Dudley Road Multi-path. The Division worked closely with the Mass. Department of Transportation (MassDOT) on rehabilitation of the Mount Wayte Railroad Bridge and the replacement of the Winter Street Railroad Bridge. The multi-year Downtown Improvements project, including improvements to the Downtown area for traffic, pedestrian and bicycle improvements as well as streetscape upgrades, reached substantial completion.

Utility Construction Projects

Utility construction projects included water, sewer and drainage improvements along Union Avenue between Main Street and Walnut Street; water and sewer work on Elmfield and Griffin Roads; water main replacements on Speen Street and Cochituate Road; rehabilitation of the Goodnow Lane Water Pump Station; construction of a 1.75 million gallon water tank on Indian Head Heights; sewer and drain improvements on Fountain Street; and starting the replacement of four neighborhood sewer pump stations – Eastleigh, Hancock, Shawmut and Little Farms.

Grants

In conjunction with the Community & Economic Development (C&ED) Division, a $396,115 Complete Streets grant was secured for the second phase of a multi-use path along Dudley Road. Phase II will connect to the section completed in 2017 and extend the path from Fountain Street to Union Avenue. Division staff completed the design in-house, and construction began in spring of 2018.

The Division assisted C&ED with the Municipal Vulnerability Preparedness (MVP) grant program resulting in a $44,500 award to the Town to begin the process of planning for climate change resiliency and implementing priority projects.

The Division received a $185,000 grant from the Massachusetts Department of Environmental Protection (MassDEP) to improve water quality at Farm Pond. The Division worked cooperatively with the Department of Parks, Recreation, and Cultural Affairs to

design and install a rain garden adjacent to the new skate park at Farm Pond Park. The design was completed in-house and used native plants from the New England Wildflower Society at Garden in the Woods.

The Division received a grant from the Massachusetts Department of Ecological Restoration for $155,000 as part of their Culvert Replacement Municipal Assistance Grant Program. The grant provided funding to conduct field data collection, engineering, design, and permitting for a culvert replacement at Colonial Drive on Hop Brook. Replacing the culvert is the first step of a multi-phase project to improve ecological function, fish and wildlife connectivity, and storm resiliency while reducing flood impacts in the Hemenway neighborhood.

The Division is managing a Hazard Mitigation Grant award of over $710,000 from FEMA to upgrade three culverts between A Street and Concord Street for flood mitigation. The Division also managed a Five Star and Urban Waters Restoration Program grant award from the US Fish and Wildlife Service to provide an education program to engage the local community in appreciating, enhancing, and preserving Beaver Dam Brook.

Preparedness, Permitting, and Support

The Division has increased efforts to prepare for the new EPA NPDES MS4 Permit, which becomes effective on July 1, 2018. The permit includes numerous new requirements with a focus on regulating the water quality of the Town's drainage system, including the discharges of over 600 outfalls into local waterbodies. In preparation of the permit, the Town updated mapping of the drainage system and reviewed existing bylaws and regulations for compliance with the new requirements.

The Division developed Town-specific technical specifications for water main bypass, disinfection and testing work; prepared a standard operating procedure for the handling of asbestos cement pipe; and implemented a cloud based construction document management system to increase efficiency in the sharing of submittals, shop drawings, pay requisitions, daily and weekly reports, and other construction information.

The Division continued to be actively involved in the Central Massachusetts Regional Stormwater Coalition (CMRSWC), a group of communities working to more effectively manage municipal stormwater and to meet the requirements of the MS4 Permit in an efficient and cost-effective manner. The Division also continued to take an active role in the Massachusetts Statewide Municipal Stormwater Coalition. In partnership with these coalitions, the Division supported a $200,000 MS4 Municipal Assistance grant from the MassDEP, which resulted in a statewide "Think Blue Massachusetts" public education campaign to improve awareness of stormwater and encourage ways to prevent water pollution. Also in partnership with these coalitions, the Division sponsored Worcester Polytechnic Institute student projects that developed education tools to assist elementary teachers in meeting the new Massachusetts Science Standards.

The Division conducted an annual inspection of the Saxonville Flood Damage Reduction System (i.e., Saxonville Levee) with the US Army Corps of Engineers (USACE), prepared semi-annual reports, and managed capital improvements identified by the USACE to maintain the system's efficiency.

The Division supported the Traffic & Roadway Safety Committee (TRSC) until December 2017 by providing technical advice, processing requests and agendas, and working with petitioners.

The Division continued to provide Town GIS support, including integrating 2017 aerial photography from a Town-wide flyover into GIS for internal and public use, transferring asset management data to a cloud-based system with mobile data tools, and updating work order system for mobile device use.

The Division continued to advance the street acceptance program to identify unaccepted roads constructed consistent with the subdivision standards and that were intended for eventual public acceptance. The Division prepared an overview of the street acceptance program and methodology for future prioritization to the newly formed City Council.

Lastly, in 2017 the Division conducted 1,597 total inspections, primarily of private work within the right-of-way or involving public infrastructure. These inspections ranged from single-family residence water/sewer connections to large-scale projects such as private utility gas main installations or private developments. The permitting work included 501 Street Opening Permits, 284 Trench Opening Permits, 39 Public Way Access Permits and review of 313 plan submissions. The survey staff conducted 73 large survey projects and 49 sideline surveys.

HIGHWAY DIVISION

The Highway Division is responsible for the maintenance and repair of the Town's roadways, sidewalks, stormwater utilities and public shade trees.

Pavement Management Program Roadway projects consisted of the replacement or upgrade of roadways and appurtenances for adherence to current regulatory guidelines and directives. Additionally, the Town provided new pavement markings, street signs, sidewalks, granite and bituminous curbing, ADA compliant wheelchair ramps, and curb-cut control measures.

The Division performed road rehabilitation on over 7 centerline miles of roadway; maintenance and replacement of defective guardrails; emergency repairs; preventive maintenance; and the filling of approximately 11,500 potholes. The Division continued to integrate and manage the use of specialized contracted equipment with in-house resources. The continuation of the Annual Roadway Program has led to greater cost control, quality control and accountability while performing repair work on defective roadways.

Snow and Ice Management Program The Snow and Ice Program is one of the most critical public safety functions undertaken by the Department. Management of this operation requires the integration of Town forces with contracted equipment and attempts to successfully respond to an large number of uncontrollable factors to successfully mitigate the impact to those traveling Town roadways.

The Division is responsible for providing safe roadways and sidewalks both during and after snow, ice and other weather related events. This effort involves the plowing, anti-icing and de-icing treatment, and snow removal of 255 centerline miles of public roadway, 45 municipal parking facilities, 84 miles of sidewalks and public pathways, 215 crosswalks, 190 cul-de-sacs, 11 school paths, 31 school crossing-guard stations and all student drop-off areas. The Division also distributes and fills 50 sand barrels located on hills throughout Framingham for community use.

The Division integrated Geographic Information System (GIS) with an Incident Command Structure to manage each event. In addition, the Division installed global positioning system (GPS) units into plowing equipment. The purpose of this strategic effort is to provide a high level of accountability, while applying the appropriate amount of resources to each weather event. In order to be fiscally responsible, the Division has developed a strategy to focus on main roads with greater speeds and higher traffic volumes, while utilizing a measured response on secondary roads, making them safe and passable. All Town spreader trucks are equipped with a computerized distribution system operating according to ground speed to ensure the uniform distribution of de-icing materials.

Stormwater Management Program The stormwater system consists of more than 200 miles of surface and subsurface drainage systems, over 10,000 catch basin and manhole structures, and more than 900 drainage outfalls. Construction projects completed by the Division and contracted personnel include the installation of over 600 linear feet of new drain line installation and/or repairs, and the repair or adjustment of 452 drainage structures. The Division continues the practice of monthly inspections in a proactive drainage structure maintenance program. During the year, 20,796 linear feet of drainpipe was cleaned, and 6,057 linear feet was televised. With the addition of a stormwater vactor truck to the Department's fleet, in-house stormwater crews have assumed responsibility for cleaning drain lines in-house, rather than through a private contractor. Additionally, headwalls and the trash gates blocking the flow of debris from flowing under the Second Street Bridge and Taralli Terrance Bridge require monthly clearing, as well as prior to any significant rain event.

The removal of sand and debris from the Town's catch basins and manholes remains an operational priority each year. In an effort to minimize the amount of sand entering and further diminishing the capacity of the system, the Division has continued strict control practices for the use of de-icing materials during the winter months. Additionally, a robust, Town-wide street and sidewalk cleaning program, performed each spring, aims to maximize sand and debris removal.

Overnight sweeping of the streets and sidewalks in the Downtown Business District minimizes the entry of materials into the system and provides a cleaner environment. Parking is restricted during overnight hours to allow for the sweeping of over seven miles of roadway each night. Additionally, in 2017, the Board of Selectmen approved an Urban Sweeping Program to restrict parking once a month in order to clean the streets more effectively in four Downtown residential areas totaling just under 30 miles. Approximately 500 "No Parking" signs were installed, including specially

made trilingual signs in English, Spanish, and Portuguese. Additionally, residential notifications were distributed in the area.

Deficiencies in the stormwater system throughout the Town are a major cause of unscheduled overtime and emergency repair cost incurred by the Town. To maintain compliance with the U.S. Environmental Protection Agency's National Pollutant Discharge Elimination Systems Phase II Stormwater Permit, a vigorous yearlong effort is made to clean all of the catch basins utilizing both Division personnel and contracted services, to remove silt, sand, and debris annually. Storm drain cleaning consistently results in a significant list of necessary repairs as the inspection process progresses. Once the catch basins are cleaned, approximately 1,000 tons of catch basin debris is hauled to an accepted facility utilizing Town equipment and personnel.

Beaver Dam Brook and Hop Brook continue to be significant operational challenges as even a modest rain event can cause the brooks to surcharge at the many culvert headwalls in both South Framingham and the Gregory Road and McAdams areas of North Framingham. For this reason, the Division installed automated monitoring sensors alerting staff of high water levels.

The Division is responsible for the maintenance, inspection and operation of the Town's Saxonville Flood Levee System consisting of 2,500 feet of earth dikes, 1,340 feet of concrete flood walls, 1,000 feet of channel realignment, a pumping station, interior drainage, and vehicular flood gate.

Traffic Systems Management Program The Division manages the maintenance, fabrication and placement of the Town's regulatory, advisory and street signage; steel-beam safety guardrails; installation of new and annual maintenance of existing pavement markings; as well as the work zone safety program for Division operations. Other responsibilities include the advanced planning of roadway traffic management during infrastructure improvements; posting street-by-street "no parking" signage to efficiently advance street sweeping and snow removal operations; installing and or replacing hundreds of regulatory and advisory signs either by direction of the Traffic Roadway Safety Committee or as required through routine maintenance practices; responding to police, fire and other roadway safety related issues requiring emergency traffic management; and assistance for scheduled events, such as the Boston Marathon.

The Division also managed the annual contract and painting of 85 miles of yellow centerline, 54 miles of white edge line, over 726 crosswalks, 792 stop bars and over 600 arrows and symbols throughout the Town.

Tree Warden & Forestry Management Program The Town was named a 'Tree City USA' again in 2017 for the 27th consecutive year. The Division is responsible for promoting, preserving and enhancing the shade tree environment of the community through the application of best management practices and public education campaigns. Additionally, the Division is responsible for the maintenance management of the Town's estimated 10,000 public shade trees, and for the development of a Public Shade Tree Program for the community. The Division plans an annual Arbor Day celebration and several private contractors donate their time and resources to this successful event. This year the event was held in conjunction with the Parks, Recreation, and Cultural Affairs Department and Keefe Technical School at Farm Pond.

Statutory requirements to maintain minimum clearance over the 225-centerline mile roadway network is a primary and recurring function of the Division. During the year, 100 miles of sidewalk pruning and 62 miles of roadway pruning were completed to provide clearance and safe travel lanes for vehicular and pedestrian use. Additionally, the Town worked with Eversource to ensure their line-pruning practices were appropriately managed. The Town's shade trees, while providing a great public amenity to the Town, requires routine maintenance to avoid becoming a public liability. The Division performs monthly surveys to identify hazardous or diseased trees and takes corrective action to minimize damage; responds during severe weather events; and provides cleanup and removal of storm debris.

The Tree Warden conducts frequent hazardous tree assessments, prescribes treatment, oversees removals and participates in public hearings on issues related to trees within the right of way. The Division routinely responds to resident inquiries and requests for tree related services. During 2017, Division personnel removed 177 dead, diseased and/or hazardous street trees. Additionally, the Division worked closely with Eversource to manage the removal of 120 Town trees in conjunction with their line clearing program, as well as ensure an additional 164 private tree removals performed by Eversource were properly handled. The

Division also responded to 45 emergency removals resulting from storm-related tree damage affecting roads or other public properties. The Division also planted 106 trees, as part of either a grant program or Town initiative.

Vegetation Management Program The Division oversees the Town's vegetation management program that is permitted annually by the Massachusetts Department of Agricultural Resources Pesticide Bureau. This program allows the Division to apply best management practices for the control of curbside vegetation that otherwise would grow uncontrollably and require the commitment of substantial and sustained labor to control unwanted growth. Additionally, a landscape crew maintains approximately 80 locations requiring mowing, mulching, weeding and watering on a consistent basis.

SANITATION DIVISION

The Division is responsible for managing the Town's solid waste; overseeing the curbside solid waste and recycling programs; containerized collections at condominiums and municipal facilities; as well as the Recycling Drop-Off Center (RDC) on Mount Wayte Avenue and the Yard Waste Drop-Off on Dudley Road.

The Division fielded requests from residents to exchange their recycling carts to a larger size, totaling 2009 exchanges, drop-offs, or other issues resolved. There were 6,450 Recycling Center permits sold, providing access to the RDC. In addition to the hazardous and difficult to manage wastes collected at the RDC, 304 tons of recyclables were collected. In 2017, the Division deposited $294,695.14 to the General Fund through the collection of fees for services, marketing of the recyclables, and the sale of RDC permits.

The Division managed the collection of refuse and recycling from over 17,000 stops, including the tipping of over 36,000 recycling and refuse carts per week. A total of approximately 5,400 tons of recyclables were collected.

The Sanitation Division continues to provide weekly curbside collection of recyclable materials, a service added for residents when the Division eliminated the need for a contractor to perform the collection. This allows for greater control and accountability over the operation.

The Division works to research and develop new techniques in managing waste that cut costs, improve efficiency and further develop the Town's recycling programs. Some approaches include:

- Initiation of more frequent inspections for compliance with curbside and condominium trash and recycling regulations, and educational outreach to increase residents' awareness of contamination issues.
- Obtained grant funding and continuing to work with Massachusetts Department of Environmental Protection to obtain future sustainability grants.
- Educational outreach to the Town's elementary schools to teach students how to recycle and inform them of the Town's program. Continued residential outreach through Town events.
- Completed Phase 1 and 2 of the formal closure procedures with the Massachusetts Department of Environmental Protection to bring the Dudley Road Yard Waste Drop-Off Facility into compliance.
- Train and cross train employees on automated recycling trucks to promote redundancy within the Department. Drivers have also undergone one-on-one Safe Driver training with a specialized consultant.
- Facilitated curbside collection of textile recycling through a contractor at no cost to the Town.
- Continuing the sale of compost to homeowners and landscapers at reduced rates. This helps to reduce disposal costs, raise additional revenues for the Town, and create a full circle recycling loop. Other Departments, at no additional cost, use the compost, providing them with a significant financial savings. The Division has provided these materials for various Town projects, such as at the Recycling Drop-Off Center itself, as a soil amendment in athletics fields, landscaping at Town-owned buildings and various roadway projects throughout Framingham.

Additional special events and programs were offered to residents at no additional cost and included:

- Household Hazardous Waste Day, which drew over 350 vehicles in the spring and close to 200 vehicles in the fall.
- Earth Day Celebration and Green-Up Day.
- Shred Fest (secure confidential document shredding).

- Electronics Recycling Day
- A total of 1,366 vehicles were counted for these events.

WATER DIVISION

The Water Division is responsible for protecting public health, safety and the environment by the distribution of a public potable water supply and the provision of fire suppression service to Framingham's residential and commercial users.

The Water Division was the recipient of three (3) awards in 2017; the Utility of the Year Award from the Massachusetts Water Works Association, the Water System Compliance Award from the Massachusetts Department of Environmental Protection, and the Utility of the Year Award for a Large Utility from the New England Water Works Association.

The Division provides for the maintenance of and repairs to the water distribution infrastructure that includes: 265 miles of water main, 18,000 service connections, 6 tanks storing a total of 8.8 million gallons of potable water, 4 water pump stations that distribute water to residents from the Massachusetts Water Resources Authority (MWRA) aqueduct, and 3 booster water pump stations that ensure adequate water pressure throughout the system. Further, the Division is responsible for 2,180 hydrants; 6,117 valves, 20,617 meters and 2,667 backflow preventers which are tested twice annually.

In 2017, an average daily water demand of 5.67 million gallons per day was purchased from the MWRA. This is the lowest average daily demand that Framingham has seen in recent history; a majority of which can likely be attributed to the wet summer season the Town had as compared to the drought in 2016. However, the Division has placed a significant emphasis on reducing water losses by identifying and repairing leaks in the distribution system by performing an annual leak detection survey of our entire distribution network of pipes and hydrants. In 2017, the leak detection program found, and subsequently repaired, 18 leaks with a total potential water loss of 92,000 gallons per day. Through this effort, and in conjunction with the extensive infrastructure improvement projects completed, the Town has reduced its average daily demand by almost 1 million gallons per day in just three years.

Average Daily Demand				
(Million Gallons per Day)				
2013	2014	2015	2016	2017
6.50	6.47	6.44	6.12	5.67

The Division has also continued the practice of identifying and implementing capital improvement projects of limited scope from design through construction, utilizing in-house engineering and operations staff. This practice not only provides the Town with a significant cost savings over contracting for these services, but also is used as a tool for continually training our employees. This year, approximately 2,000 feet of water infrastructure and associated appurtenances were replaced using this approach on Beaver Ct., Summer St., Hastings St., Pitt Rd., and at the Barbieri School.

In addition to construction activities, over 188 excavations were required for repair of water system issues throughout the year. To ensure proper hydrant operation, 46 hydrants were repaired and 30 hydrants were replaced. Further, the Division responded to 1,700 first response calls for customers in need of immediate assistance. To ensure the protection of our water infrastructure during contractor excavations, the Department belongs to Dig Safe and is required to mark out all water and wastewater infrastructure in locations where excavations will occur. In 2017, Division staff responded to 3,500 DigSafe requests. Additionally, the Division is working with a contractor to replace water meters over 15 years of age, along with the contractor's efforts in 2017, our staff have completed over 1,400 meter installations and performed over 4,600 backflow device tests.

The Division performs approximately 936 bacteriological tests on a regular interval throughout the year to ensure the quality and protection of the Town's drinking water. The Town maintained continuous compliance throughout the year with the Environmental Protection Agency's standards related to bacteria testing (Total Coliform Rule). Furthermore, the Division collects drinking water samples from 15 homes annually, which are subsequently analyzed for their lead and copper content. The U.S. Environmental Protection Agency has set the action level for lead in drinking water at 15 parts per billion and copper at 1.3 parts per million, the level that triggers corrective actions to be undertaken by the water supplier. The results of the sampling program have once again successfully demonstrated compliance with these water quality standards.

WASTEWATER DIVISION

The Wastewater Division is responsible for the collection and transportation of wastewater to the MWRA's collection and treatment facilities in a manner which is regulatory compliant, economical, and safe to support the public health and sanitation of the Town's nearly 70,000 residents.

The Division provides for the maintenance of, and repair to, the wastewater collection infrastructure consisting of 226 miles of gravity mains, 18 miles of force (pressure) mains, 43 pump stations, 6,600 manholes, and over 40 miles of cross-country sewer-line easements. Wastewater is conveyed from Framingham to the MWRA, which is charged with the transport and treatment of wastewater from its forty-three member communities.

In 2017, the average daily collection of wastewater was 7.04 million gallons per day. The month with the highest average daily flow occurred in April with 10.6 million gallons per day. This increase is typical during periods of significant rainfall or snowmelt; infiltration and inflow from sources, such as leaking mains and service connections; roof and area drains; and sump pump discharges contribute additional flow to the wastewater collection system.

Capital improvement programs were substantially under-funded for decades, and, consequently, critical infrastructure experienced ever-increasing incidents of failure. Throughout the 20th century, the infrastructure was extended to include service to an area of increasing development; however, the funding for maintenance and repair did not keep pace with the capital needs of these aging and expanding assets. As a consequence, the Division was historically engaged solely in performing unscheduled maintenance and was unable to devote resources to perform critical preventative maintenance and capital improvement to the system. This issue was underscored by the issuance of an Administrative Consent Order (ACO) and Notice of Noncompliance by the Massachusetts Department of Environmental Protection (MassDEP) in 2007.

The ACO requires Framingham to undertake major sewer construction and rehabilitation projects over several years with the primary focus of addressing system capacity deficiencies and alleviating reoccurring sanitary sewer overflows, a violation of State and Federal law. The last specifically identified project from the ACO was completed on schedule before the end of 2013. The ACO included several other requirements including increased staffing levels, major equipment purchases, and implementation of a Supervisory Control and Data Acquisition (SCADA) system to remotely monitor and control pumping stations, and strict reporting requirements. At the end of 2017, all municipalities were required to submit to the MassDEP an Infiltration and Inflow Plan. Due to the present ACO, Framingham can expect to receive stringent scrutiny of this plan. The Division is awaiting MassDEP's review of the Inflow Removal Plan that will likely result in additional enforcement action to identify and remove extraneous flow sources such as from roof and area drains and sump pumps that are illegally connected to the wastewater system.

The Division also faces the continuing challenges of managing a second ACO originally issued by the MWRA in 2003. The MWRA Settlement Agreement limits the level of hydrogen sulfide that Framingham is authorized to discharge to the MWRA system through operational efforts. Hydrogen sulfide generation causes nuisance odor and corrosion and deterioration problems in sewers, which when left unchecked, can lead to catastrophic system failures. Measures taken to mitigate the generation of sulfide include chemical dosing at several wastewater pumping stations and points in the collection system; ongoing collection system cleaning and inspection; daily pump station maintenance and inspection, and enforcement of grease interceptor requirements at food establishments. A major cause of sulfide generation in wastewater is excessive detention times associated with the large number of pumping stations and miles of associated sewer force main piping. The Town's completion of wastewater system capital improvements to comply with the ACO over the last decade have eliminated seven problematic pump stations and their associated force mains to significantly reduce hydrogen sulfide generation throughout the system. The MWRA requires the Division to routinely sample and test for sulfide at several collection system locations, and in 2017, the results of all of the hydrogen sulfide sampling were below the required limit and demonstrated compliance with the Settlement Agreement.

Similar to the Water Division's efforts, the Wastewater Division has also embraced the practice of identifying and performing capital projects of limited scope

from design through construction utilizing in-house staff. This year, approximately 1,200 feet of wastewater infrastructure and associated manholes were replaced using this approach on Waushakum Blvd. and Guild Rd. In addition, Division staff rehabilitated 200 manholes and performed a complete upgrade to the Oakcrest Wastewater Pumping Station, including installation of new pumps, new motors, and electrical and control systems.

In addition to construction activities, over 116 excavations were required for repair of wastewater system issues throughout the year. Division staff responded to 1,595 first response calls for customers in need of immediate assistance. To ensure the protection of our wastewater infrastructure during contractor excavations, the Department belongs to Dig Safe and is required to mark out all water and wastewater infrastructure in locations where excavations will occur. In 2017, Division staff responded to 3,500 DigSafe requests.

The Division also completed closed-circuit television (CCTV) video inspection of over 24 miles of sewer main. The conditions were documented using a remotely controlled camera unit that traveled through the pipe and a standardized reporting format for future reference. These inspections have revealed areas of the system that have structural failures or less severe defects that require repair, replacement, or continued monitoring.

FLEET, FACILITIES AND COMMUNICATIONS DIVISION

The Fleet, Facilities and Communications Division provides critical support services for vehicle and equipment maintenance to the Department of Public Works and other Town departments. This Division is responsible for the development and implementation of professional fleet management standards and practices; the design and procurement of all Public Works vehicles and equipment; and for providing standardized maintenance management practices for all Public Works facilities. The Division is also charged with the technical management of the telecommunications network that provides a critical service component to the Department's Emergency Management Response Plan.

The Division provides logistical support to the Department through the provision of fully operational equipment, facilities and telecommunications that ensure the effective and efficient delivery of essential services to the residents. Additionally, the Division continues to be one of three major equipment and materials cache sites for the Northeast Homeland Security Regional Advisory Council (NERAC).

Fleet Management

The Division researched, designed and prepared specifications for the procurement of the following specialized equipment: three 11,000 gross vehicle weight (GVW) cab and chassis trucks with service bodies and plows; three 15,000 GVW cab and chassis trucks with dump bodies and plows; three 10,200 GVW cab & chassis trucks with pickup bodies and plows; one 33,000 GVW construction body truck; two 40,000 GVW cab & chassis with dump body and plow; and one tracked sidewalk tractor with attachments.

Technician training sessions continued both in-house and off-site, which included A/B Tank Safety; American Public Works Association Spring Mechanics Workshop; Norfolk Bristol Middlesex Mechanics Workshop; and Cummins, Rexroth, and Emergency lighting and up fitting.

This was the tenth winter season that Fleet Services Technicians used a temporary site setup for crews assigned to the north side of Town during snow and ice events. This strategy continues to work well in providing the technicians a closer proximity to make repairs and reduces a vehicle's time out of service that would occur if returning to the Western Avenue facility on the south side of Town.

The Division wrote 2,026 repair orders, performed 224 scheduled preventative maintenance services, completed 191 Commonwealth of Massachusetts Registry of Motor Vehicles Enhanced Emissions State Inspections, and managed the acquisition and distribution of more than 299,540 gallons of gasoline and diesel fuel.

Facility Maintenance

Per the Mass. Department of Environmental Protection's (MassDEP) new mandates, monthly inspections were completed at the Western Avenue fuel site, as well as an annual calibration of the fuel pumps. The oil/water separators at Western Avenue, and the Mount Wayte Recycling Facility, continue to be inspected quarterly and pumped out in compliance with MassDEP regulations; the separators are pumped

annually, at minimum, or sooner if needed. The Division continues to perform full load tests on the emergency/standby generators at both the Henry Street and Western Avenue facilities. The quarterly tests, along with a semi-annual maintenance program, ensure proper operation. The annual fire sprinkler inspection was performed at the Mount Wayte Recycling and the Western Avenue Facilities.

The Spill Prevention Control and Countermeasure Plan (SPCCP) is reviewed annually to ensure accuracy. This plan outlines the Department's response to any type of uncontrolled release of hazardous materials. This plan also includes the Town's pumping stations and the Mount Wayte Recycling Facility.

Fleet Services continues to do monthly inspections at the Watson Place Flood Station and performs repairs as necessary.

LIGHTING & SIGNALS DIVISION

The Lighting and Signals Division was established in 2017 creating a program that previously had similar and overlapping disciplines into one cohesive unit. This program is responsible for the operation and maintenance of the Fire Department and Public Works communication systems, municipal fire alarm system, Town-owned traffic, pedestrian and school zone signals, street lighting, public safety network, wireless mesh network, and technology services for Public Works.

Municipal Fire Alarm

The Division maintains 106 miles of fire alarm/communication cable and 941 fire alarm boxes strategically located throughout Framingham; of the 941 boxes, 589 are master boxes that protect individual properties, and 352 are street boxes. In 2017, the Division installed approximately 4,545 feet of fire alarm cable for new master/street boxes and replacement of deteriorated cable. Verizon poles are utilized to carry Fire Alarm cabling throughout the Town. Staff transferred fire alarm cable from existing Verizon poles to newly installed poles at 25 locations.

Traffic Signals

Fifty intersections are controlled by traffic signal, while three intersections are controlled by flashing signals. Additionally, there are thirty-six mid-block crossing pedestrian solar signals, and two 30 MPH S curve signals. Staff responded to a total of 443 calls to intersections for signals not working properly, signal heads turned, signals burnt out, damaged from motor vehicle accidents, repairs, preventive maintenance, or investigations.

School Zone Signals

There are twenty-six school zone signals. The Division responded to eighty-six calls for signals not working properly, timing adjustments, signals burnt out, repairs, and preventive maintenance.

Street Lighting

There are a total of 5,170 street lights throughout Framingham. Staff responded to eighty seven calls for street lights not working, or malfunctioning.

Public Safety Wireless Network

The Division is responsible for operations and maintenance of the Town's wireless mesh network, which is made up of 620 radio nodes. Additionally, there are twenty-four intersection cameras throughout Framingham, which operate on the network, and require a level of maintenance and repair occasionally.

The Division worked jointly with the Framingham Fire Department's Fire Prevention Unit in reviewing fire alarm plans submitted to their Department. In addition, the Division attended meetings with contractors for new interior fire alarm and master box installations. Both departments worked together to perform interior system acceptance testing in new and existing buildings.

ADMINISTRATION & FINANCE DIVISION

The Administration & Finance Division provides for the consolidation of all administrative, financial, and human resources functions within the Department of Public Works (DPW). The Division strives to enhance the efficiency and accuracy of those functions within the Department through the use of professional practices.

The Division's core mission is to provide service and technical support to the major Divisions within DPW: Highway and Sanitation, Water and Wastewater, Engineering, and Fleet, as well as providing information to other Town departments.

In July 2017, Public Works assumed oversight of the Town's Lighting and Signals Division, merging two staff from the Fire Department with DPW software & hardware technicians and electricians. The goal of the merge was to create a central point for maintenance of fire alarms, street lighting, supervisory control and data acquisition (SCADA) and other systems. Administration & Finance staff worked with the Fire Department on the financial aspects of this transition, including budget, and the shift of Master Box billing to those customers whose fire alarm system connects directly to the Town's Fire Dispatch Center. The Division used existing systems to automate the process, billing 449 customers a total of $89,800. This organizational change also transferred billing for all street lighting and traffic signals to Public Works. The Division is working with Eversource to consolidate these 90 bills into a more efficient payment process while maintaining sufficient documentation justifying the expense.

Division staff managed water and sewer utility billings for the Town and serviced customers via telephone, mail, email, and in-person. Most Framingham residential customers are billed quarterly for water and sewer usage, while commercial, industrial and high volume customers are billed monthly. The Division issued 73,236 bills in 2017. Currently 277 customers are enrolled in the Town's on-line bill payment program. Division staff also administered the Discount and Utility Abatement Policies on behalf of the Board of Selectmen, including the new Agricultural Properties Discount approved in 2015.

Division staff coordinated new staff hiring; managed payroll and personnel activities for approximately 170 DPW employees; processed thousands of vendor invoices; managed operating, enterprise, grant, and revolving fund budgets; processed walk-in scheduling requests for sanitation pick-ups; recorded fuel inventory activity and generated internal invoices for Town departments drawing fuel from DPW's Western Avenue fuel pumps; processed over $100,000 in revenue deposits; and coordinated State and Federal reimbursements.

Community & Economic Development — Planning Department

COMMUNITY AND ECONOMIC DEVELOPMENT DIVISION

Memorial Building, Rm B-2
(508) 532-5455 | arobert@framinghamma.gov

The Community and Economic Development Division (CED) undertakes a wide variety of projects focused on protecting and enhancing the quality of life for Framingham's residents. The projects are multi-dimensional, ranging from promoting homeownership and strengthening the Town's tax base to providing policy analyses and pursuing mission-related grants. The Division also promotes the Town as a desirable place in which to live, shop, work, and invest.

The Division consists of three departments: Planning, Zoning Board of Appeals (ZBA), and Community Development (CD). While each department concentrates on different functions, each coordinate closely with other departments & divisions, boards, committees, and the public.

PLANNING DEPARTMENT

Memorial Building, Room B-2
(508) 532-5455 | planning@framinghamma.gov

The Planning Department concentrates on sound planning to promote economic development and support our residential neighborhoods. Planners manage a variety of projects and provide policy analyses for the Town Manager and Board of Selectmen. The Department pursues and manages mission-related grants while also providing staff support to Town committees. The Planning Department coordinates closely with Planning Board and Department of Public Works (DPW) and the Parks & Recreation (P&R) staff on all planning issues.

Economic Development

The Department is committed to encouraging appropriate economic development, to grow the tax base and contribute to the fiscal health of the Town. The Department also supports the implementation of several plans including the Land Use Master Plan, updated by the Planning Board in 2014, the 2013 Open Space Plan, the Housing Plan (updated in 2014) and the Strategic Economic Development Plan (EDIC 2015).

Appropriate Economic Development

The Department targets and promotes the development of major parcels for (re)development throughout town. Staff engage with businesses with expiring leases, monitor property that is available for sale and lease, respond to questions from individuals and businesses interested in locating in Framingham, and link projects to available property and resources. Staff sit on interdepartmental teams that review development proposals, to facilitate the project through the various review processes. Staff also serve as a "front door" to Town resources, connecting property owners, existing businesses, and prospective businesses with other municipal departments.

Major 2017 Planning Department initiatives include:

- Downtown – Central Business District (CB). In October 2015, Town Meeting voted, by overwhelming margins, to approve revisions expanding the CB district and allowing for higher-density, mixed use development. These votes set the stage for extensive engagement with developers in 2016 and 2017, which resulted in three large projects moving forward and several more in the pipeline.

In 2017, Department staff supported negotiations leading to the Town entered into Tax Increment Financing (TIF) agreements with Wood Partners and Mill Creek Residential Trust, to enable two "first mover" large projects at 55-75 Concord Street and 266 Waverly Street, respectively. Through these agreements, the Town partnered with each developer to reduce uncertainty and risk in an as-yet unproven market, to help attract financing for these projects.

- MassPike Exit 13 – Working with the Town of Natick, the Department began a major study in Spring 2017. One main project purpose is to create a shared future development vision for the area, a major regional retail and office center. Another project goal is to identify options to improve access to MassPike Exit 13. 2017 work included consultant-supported study and analysis, meetings with key business and landowners, a joint Framingham/Natick public project meeting, and a Framingham neighborhood meeting. The Department expects to complete the final report will be completed in 2018.
- Comprehensive Economic Development Plan. In 2015, Town Meeting approved a resolution calling for a study of all current and prospective development

proposals, to assess potential impacts on Town infrastructure and schools. CED and the Planning Board intend this project, conceived in response to this article, to set a townwide direction for the future economic development by defining an economic development vision, assessing Framingham's competitive position in a global marketplace, and identifying realistic development targets for Framingham. In 2017, Department staff worked with the Planning Board to draft an RFP to secure consultant services for this project. CED and the Planning Board expect to complete this project in Fall 2018.

Economic Development Industrial Corporation (EDIC). The EDIC is charged with creating a proactive capacity to execute activities supporting the Economic Development Strategic Plan. Based in part on the Economic Development Self-Assessment Tool (EDSAT) it sponsored in 2012, the EDIC received funding for a number of activities.

In 2017, the EDIC designated the bulk of the funding to hire a consultant to continue implementation of the Communications Plan created in 2016.The EDIC engaged O'Neill and Associates to continue the work including publishing a monthly newsletter, hosting business events, and increasing the Town's social media presence among the region's businesses, developers, and influencers.

The Strategic Economic Development Plan (www.framinghamma.gov/Villages 2015) for the Nobscot and Saxonville commercial districts was completed in June 2015. This project provides a community-supported vision and action plan for redevelopment in these areas. EDIC and CED continue to implement plan recommendations in 2017, with a focus on fostering the redevelopment of the Nobscot shopping plaza.

The EDIC supported Town membership in the Metrowest Chamber, MassEcon, and NAIOP, providing access to regional & statewide development networks. EDIC funds have also been used to acquire business data subscriptions and training opportunities for EDIC and CED staff.

The EDIC also sponsors events to boost awareness of Framingham opportunities while strengthening links to the business community. In 2017, the EDIC hosted two events. The first, a small business event January 2017, focused on promoting and advancing "creative economy" businesses. The second, in September 2017, brought focus on Life Sciences in Framingham and MetroWest. This event brought together business, government, and academic leaders into a panel discussion on how to raise awareness of the emerging life sciences sector in Framingham. Event networking supported the attraction of a new life sciences startup to Framingham. The event also forged relationships that enabled 2018 private/public collaboration on marketing Framingham to life sciences companies.

Promotion

The EDIC is leading efforts to market Framingham, to encourage firms and individuals, to invest, live, and shop here. Marketing channels, through which the EDIC shares information and positive stories about business success & quality of life, include:

- The www.chooseframingham.com website
- A monthly email newsletter reaching over 1,200 regional business & development leaders
- A twitter account — @Choosefram — with over 1,350+ followers (up 30% since April 2016)
- A Facebook page with over 400 followers

Downtown Revitalization

Building on planning efforts dating to 2009, the Planning Department coordinates and supports several efforts to promote revitalization and Transit Oriented Development (TOD).

In addition to promoting the new Central Business zoning to the development community, CED continued to work with other departments on permitting and other Downtown business issues.

Downtown Framingham, Inc. (DFI)

CED supports Downtown Framingham, Inc., (DFI), formally Framingham Downtown Renaissance (FDR), a non-profit organization focused on downtown revitalization, provided assistance to 120 local businesses that impact over 30,000 residents. In addition, it highlighted downtown businesses and increased the customer base in the area, most notably through its numerous activities, including holiday events, beer crawls, yoga on the common, and other activities.

In 2017, the organization experienced tremendous change. Former executive director Holli Andrews passed the baton to Courtney Thraen, a Boston University graduate with a master of arts in planning

and sustainability studies. Ms. Thraen also holds a second master of arts in public policy from UMass Dartmouth and bachelor of arts in journalism from the Ohio State University. Prior to serving as executive director, she was DFI's program coordinator.

Department staff participate in Public Board of Directors meetings and collaborates closely to ensure coordination with C&ED efforts and policies. DFI also received $58,000 in Community Development Block Grant funds from the Community Development to further the City's downtown revitalization efforts.

In 2017, DFI celebrated the opening of 10 new businesses in downtown. They worked with CSX, police, and Town staff to improve beautification and decrease blight through promoting sign and façade programs and better monitoring of areas where there was garbage, tagging, or unsound structures. DFI also facilitated the creation of the Downtown Framingham Business Coalition, to network and identify issues of concern to the downtown businesses.

DFI has an active social media presence and uses its various platforms, including email, Facebook and Twitter to promote downtown businesses, business owners, and events, creating positive messages about downtown that extend beyond this immediate region. In 2017, DFI also increased the number of events it sponsored from six to nineteen, including a Dine Downtown Restaurant Week, Downtown Common Art Market, Pop/Rock Concert at Amazing Things Art Center and a Monthly Public Market Series at Springdale Barrel Room — all opportunities that increased foot traffic to local venues. DFI also organized the Six Mile Moment, established in 2014 as an event connecting marathon spectators to local businesses. This shift from larger, infrequent to smaller, more frequent events allows them to reach more targeted audiences and bring more people into downtown on regular basis. The first annual "Taste of Downtown" was an unqualified success and allowed DFI and the restaurants to partner for a well-attended event.

Technical Review Team

The Department continues to support a multi-departmental approach to ensuring timely and efficient project permitting. The team, including representatives of all permitting parties (Planning Board, Inspectional Services, etc.) meets with project proponents to identify permitting requirements, identify issues, and track timely resolution. The approach promotes appropriate economic development by boosting the predictability & timeliness of the Town's permitting efforts.

Brownfields

Framingham has a considerable number of brownfields, properties that contain or potentially contain hazardous substances, pollutants or contaminants that complicate the property's refinancing for expansion or redevelopment. Brownfields are not only a blighting influence on their surroundings, but are typically underutilized. These properties have the potential to generate significant new property taxes, once hazards are abated, or it is established that that they are not contaminated.

Since 2008, the Department secured and administered four EPA grants totaling $1,100,000 to identify, abate, and eventually redevelop brownfields.

The Department's most recent grant contract began in October 2017 ($300,000 over three years). The Program involves identifying and targeting sites, interfacing with property owners, and working with a Qualified Environmental Professional (QEP) to conduct environmental site assessments (ESAs) of selected properties.

This grant will focus on implementation of the *Southeast Framingham Brownfield Plan Study (September 2016)* — an evaluation of the brownfields redevelopment potential in South East Framingham.

Cultural District Designation

Led by Rep. Chris Walsh' office, the Department is supporting an effort to establish a "Cultural District" around the Centre Common. A state-recognized district will highlight cultural resources clustered in the area, including the History Center, Danforth Museum, FSU, and the historic architecture of many district buildings. In 2017, Planning Department staff participated in several meetings oriented on applying to the state, to secure Cultural District designation.

Residential Neighborhoods

While economic development initiatives support residential neighborhoods by generating additional taxes, the Department enhances these efforts with projects that protect and improve Framingham's neighborhoods. The Department continued to respond to a

Board of Selectmen policy placing a priority on encouraging homeownership and targeting efforts to vulnerable neighborhoods. The Community Development (CD) Department also plays an important role in neighborhood advancement. The CD's Community Development Block Grant (CDBG) and HOME Programs are focused on improving properties in eligible neighborhoods.

Policy Analyses, Studies, Project Management, and Special Projects

The Department undertakes projects, prepares policy analyses, and coordinates inter-departmental projects. Some of these projects include the following:

- Multiple Hazard Mitigation Planning. The Department staffs the Multiple Hazard Mitigation Plan (MHMP) Working Group, which consists of representatives of various Town divisions, as well as citizens and is responsible for overseeing the updates and implementation of the Town's MHMP, required by the Federal Disaster Mitigation Act of 2000.

In April 2017, the Federal Emergency Management Agency (FEMA) approved Framingham's MHMP Update. This approval sets conditions for the Town to apply for state and federal mitigation grants.

- •Open Space Strategy. The Planning Department staffs the Open Space & Recreation Implementation Working Group (OSRIWG), which is charged with implementing the 2013 Open Space and Recreation Plan (OSRP). The OSRIWG — staff from CED, Planning Board, DPW, Parks, and Conservation Commission — continues to meet regularly to discuss opportunities to advance the Open Space Priority List. The Department pursues multiple avenues to advance acquisition of open space opportunities.

Open Space 2017	
150 Irving 9,250 SF	October: Helped with the transfer from the School Dept to the Town
Wayside Forest 51 acres	July: Applied for LAND grant to protect land
Nyanza Grant 9 acres	Continued work to protect 3 properties along the Sudbury River

Transportation

CED works closely with DPW to ensure that Framingham's transportation improvement priorities are identified on the state's Transportation Improvement Plan (TIP), a prerequisite for federal and state funding. The Deputy Director serves as the Town's TIP Coordinator. The Union Avenue Corridor is the Town's current priority project and was submitted for TIP evaluation at the end of 2015. The project is scheduled for the 2021 TIP.

Bicycle and Pedestrian Planning

CED recognizes a need for a comprehensive approach to supporting bicycle and pedestrian access throughout Framingham. Department staff led an interdepartmental team, including DPW and Planning Board staff, to establish the Town's first Bicycle and Pedestrian Plan, adopted by our Selectmen in June 2017. The plan guides Framingham investment in alternative transportation infrastructure.

In November 2017, CED staff organized the first Complete Streets Working Group meeting with staff from DPW, Parks & Rec, Conservation Commission and Planning Board to monitor implementation of the plan.

Phase I of the Dudley Rd multi-use path along Farm Pond was completed and a ribbon cutting held July 2017. Staff submitted a second grant proposal ($396,116) under MassDOT's Complete Streets Grant program for construction of Phase II of the Dudley Road Path, which was awarded in October 2017.

Bruce Freeman Rail Trail (BFRT)

The Department manages the planning process to develop the Framingham component of the proposed 35-mile rail trail that will extend from Lowell to Framingham. The Department, along with the Town Manager, has been working with the Town of Sudbury, CSX, the Trust for Public Land, and legislative leaders on advancing this project. Activities included attending regular meetings with the parties involved, updating the rail banking status, and considering funding mechanisms.

Aqueducts

CED staff continue to review and develop opportunities for opening aqueducts for public use. In 2017, staff planners partnered with Amazing Things Art Center (ATAC) and the Massachusetts Water Resources Authority to permit a segment of the Sudbury Aqueduct for public use as a trail and artwork displays.

Sustainability Planning

While the Department has not been working on any active Sustainability Projects, we maintain the website that tracks efforts townwide. http://www.framingham-ma.gov/greenframingham.

Subsidized Housing Inventory (SHI)

The Department monitors the Town's status on the Commonwealth's Subsidized Housing Inventory, to ensure that Framingham's subsidized housing units are accurately and fully counted. The Town's share of its housing stock designated as affordable remains in excess of 10%. This limits the applicability of Chapter 40B Comprehensive Permits (subsidized housing development that is not subject to municipal Zoning Codes).

State & Federal Grants

CED tracks and aggressively pursues grant opportunities that support Framingham's economic development and enhance our high quality of life.

In 2017, CED secured:

- $300,000 EPA Brownfields Assessment Program ($200,000 for Hazardous Materials and $100,000 for Petroleum)
- $396,116 MassDOT Complete Streets Program for Phase II of Dudley Rd multi-use path
- $1.1 million EOHED MassWorks grant for Marble Street Improvements that support a major multifamily housing project to be built at 266 Waverly Street.

The Department and the Planning Board continue participation in MetroWest Moves, a partnership between Framingham, Hudson, Marlborough & Northborough, to advance healthy communities.

Provide Support to Town Committees

The Department provides staff support to several Town committees, including the EDIC, the Framingham Historical Commission and the Framingham Historic District Commission.

Linkages to Municipal, Regional, and State Organizations

The CED Director and Department staff represent the Town through a host of associations, working groups and committees including but not limited to the following:

- MetroWest Chamber of Commerce
- Metropolitan Area Planning Council (MAPC)
- MetroWest Regional Collaborative
- MetroWest Economic Research Council Advisory Board
- MetroWest Moves
- Framingham Community Partnership
- Greater Callahan Initiative
- 495/MetroWest Partnership
- Transportation Improvement Program (TIP)
- Code Enforcement Task Force
- Brownfields Coalition of the Northeast

The Department also maintains strong contacts with many state entities, including the Massachusetts Office of Business Development (MOBD), MassDevelopment, and the Department of Housing & Community Development (DHCD).

ZONING BOARD OF APPEALS

Memorial Building, Room B2
(508)532-5456 | zba@framinghamma.gov
www.framinghamma.gov/zba

The Zoning Board of Appeals (ZBA) is the Permit Granting Authority and the Special Permit Granting Authority for projects that do not meet the requirements of the Town's Zoning Bylaw. The ZBA's function is to, through a public hearing process, approve or deny requests for appeals, variances, and special permits, and issue findings, determining whether required criteria, as stated in the Zoning Bylaw, have been met. The ZBA also administers the Comprehensive Permit process for affordable housing as set forth under M.G.L. Chapter 40B.

The Board generally meets on the second Tuesday of every month at 7:00 P.M. in the Blumer Room. Members of the public are welcome to attend. Up-to-date meeting agendas and case files are posted on the Public Meeting Portal (www.framinghamma.gov/meetings).

The ZBA is a three-member Board appointed by the Selectmen prior to 2018, and by the Mayor from 2018 onward. In 2017, Full Members of the Board were Philip R. Ottaviani, Jr., Chair; Susan S. Craighead,

Vice-Chair; and Stephen E. Meltzer, Clerk. Edward (Ted) Cosgrove,, Joseph Norton, and Robert Snider served as Associate Members. Mr. Snider left the Board in December 2017. Mr. Rick McKenna was appointed to the Board in January 2017. Sam Scoppettone continued the duties of ZBA Administrator. Mr. Scoppettone prepared the Board's decisions and advised the Board on procedural and other issues. Alaa Abusalah continued as ZBA Administrative Assistant. Town Counsel advised the Board as required. Total filing fees in 2017 amounted to $20,050. These funds go directly into the General Fund.

Sixty-one petitions were filed with the ZBA office in 2017. These 4761 cases represent 14 more than the 47 petitions received in 2016. Of the 61 petitions received in 2017, 2421 were requests for dimensional variances, 144 for use variances, 15 for special permits, 12 for findings, and 5 appeals of the decision of the Building Commissioner. Some petitions contain multiple requests. Variance and special permit requests included those for relief from dimensional requirements for: construction of, and additions to, single family homes; placement of garages and sheds on residential properties; construction of two-family residences and automotive and restaurant uses; and changes of use for local businesses. Some of these filings were the outcome of changes in zoning districts in past years resulting in non-conforming lots.

Three Associate Members presided over sign appeal applications, with a fourth Alternate Member. 11 sign applications were filed in 2017.

COMMUNITY DEVELOPMENT DEPARTMENT

Memorial Building, Room B-3
(508) 532-5457 | nsaj@framinghamma.gov
www.framinghamma.gov/418/Community-Development

The Community Development Department (CD) administers the Community Development Block Grant (CDBG) and Home Investment Partnership Act (HOME) funds allocated to the Town by the US Department of Housing and Urban Development (HUD). CDBG or HOME either wholly or partially funds projects, programs and services primarily benefitting low- and moderate-income persons earning 80% or less of area median income. Program and service categories are in downtown improvements, public services, public facilities improvements, code enforcement and housing rehabilitation. The CD budget supports two FTE within the Department. Listed below are major 2017 accomplishments:

- Conclusion of $16 million in renovations, partially subsidized with municipal HOME funds and other sources, at the Tribune Apartments, an affordable 53-unit complex on Irving Street housing elderly and disabled residents
- Completion of CDBG funded accessibility upgrades to the Barbieri Playground that gave disabled students access to the site's equipment
- Ribbon cutting on an affordable two-bedroom duplex at Colburn Street, renovated with Town HOME funds leveraged against private dollars, in collaboration with the Framingham Housing Development Corporation II
- Conducting a Housing Match Fair that brought representatives of local housing developments and related service providers with attendees seeking homes, apartments and wraparound services
- Recognition of CD by the New England chapter of the National Community Development Association with an achievement award for exemplary use of HUD funds

Housing Rehabilitation Assistance Program (HRAP)

The HRAP program provides comprehensive and emergency repairs to homes of income-eligible homeowners. For 2017, the department completed rehabilitation projects at six homes of eligible households.

Code Enforcement & Neighborhood Improvement

CDBG funds assisted the Inspectional Services Department in assessing for code violations in South Framingham. Carried out as site walks, an inter-departmental Code Enforcement Task Force focused on a particular neighborhood within South Framingham and conducted a review of the area. Due to its inter-departmental approach, incorporating personnel from CD, police, fire, health and other departments, the task force processed assessments. In 2017, the Task Force issued code violation citations for approximately 450 units, with 350 cases resolved.

Public Facilities Improvements

CDBG funds supported public facility improvements at Butterworth Park and the Barbieri Playground. The projects gave residents of all ages, living with disabilities, access to local park and playground space. Children with disabilities, in particular, were the projects' primary beneficiaries. They now have at two new facilities that are accessible to them, because of CDBG funding.

Economic Development & Façade/ Sign Improvement Program

CD saw an uptick in the number of downtown businesses participating in the sign and façade program. Program funds help merchants develop signs that maximize business identification and branding while improving the appearance of the downtown commercial district. CD contracts with DFI, through the CDBG program, to market and coordinate this program, as well as provide technical assistance to downtown businesses.. Improvements to at least five businesses located in the Kendall Building were funded by CDBG in 2017.

Supporting Community Non-Profits

In 2017, public services activities serving over 1,000 low- and moderate-income residents received CDBG funds. Agencies included the Pearl Street Cupboard and Café at Park, Hoops and Homework, Framingham Adult ESL Plus, Literacy Unlimited, Brazilian American Center and others.

Subsidized Housing Support

CD concluded two subsidized housing projects in the community at the Tribune Apartments owned by Preservation of Affordable Housing, a Framingham Housing Development Corporation II owned duplex at Coburn Street.

Respectfully Submitted,

Arthur P. Robert, Director
Community & Economic Development Division

Community & Economic Development — Framingham Planning Board

150 Concord Street, Room 205

Amanda Loomis, Planning Board Administrator
ALoomis@Framinghamma.gov
http://www.framinghamma.gov/69/Planning-Board

FRAMINGHAM PLANNING BOARD

150 Concord Street, Room 205
Amanda Loomis, Planning Board Administrator
ALoomis@Framinghamma.gov
http://www.framinghamma.gov/69/Planning-Board

The Framingham Planning Board (FPB) serves as a key partner for short and long-term municipal land use policy and planning efforts. Such efforts include responsibility for the development, maintenance, and implementation of the Master Land Use Plan; development of zoning and the recodification of the Framingham Zoning By-Law; maintenance of the Rules and Regulations Governing the Subdivision of Land in Framingham; review, permitting, and conformance of development projects; and collaboration with various municipal departments.

The Planning Board

In 2017, the FPB was comprised of five elected members who reside in the Town of Framingham. Elected by the voters of Framingham, FPB members each serve a three-year term. FPB member terms are staggered to ensure that at least one member's term expires annually, with no more than two members' terms expiring annually.

The FPB conducts reorganization annually as the first order of business at the first public meeting following spring elections. Such reorganization of the FPB determines who will serve as Chair, Vice-chair, and Clerk for the upcoming year. From March 31, 2016 to April 6, 2017, the FPB was comprised of Christine A. Long, Chair; Lewis Colten, Vice-Chair; Victor A. Ortiz, Clerk; Thomas F. Mahoney; and Stephanie A. Mercandetti. On April 6, 2017, the FPB conducted annual reorganization, with no modifications to positions held by the members.

The FPB Office consists of three employees who work under the supervision and direction of the FPB, in collaboration with Town's departments and staff. During 2017, the FPB Office was comprised of Amanda L. Loomis, Planning Board Administrator; Nathaniel A. Eames, Associate Planner; and Raphaela S. Morais-Peroba, Community Outreach Coordinator

Major Planning Project Facts

In the 2017 calendar year, the FPB held 35 meetings, granted 23 project decisions, 18 Approval Not Required (ANR) endorsements. The FPB considered applications for the following types of projects:

- 12 Site Plan Reviews;
- 9 Special Permits;
- 5 Modification to a previously approved Decision;
- 1 Extension to a previously approved Decision;
- 5 Public Way Access Permits;
- 1 Scenic Roadway Modifications;
- 18 Approval Not Required (ANR);
- 0 Preliminary Subdivision;
- 2 Definitive Subdivision;

Quick Planning Facts

- The average permitting time from the date an application was stamped in with the Town Clerk to the Planning Board's Decision: 53 days (median: 44/45 days);
- The average permitting time from the date of the first public hearing to the Planning Board's decision: 34.29 days (median: 25/29 days);
- Average number of public hearings held for projects: 2.96 public hearings (median: 3 public hearings); and
- Average number of public hearings held for projects, not including public hearings continued without testimony: 2.44 public hearings (median: 2 public hearings).
- 2017: Average permit review time from 1st Public Hearing to a Decision 34.29 days
    - Shortest review time (1st public hearing to decision) - 1 day
    - Longest review time (1st public hearing to decision) - 151 days
- Total number of jobs created by approved projects:
    - Construction jobs: 525
    - Full-time jobs: 112-172
    - Part-time jobs: 12-13
- Estimated reported total project development cost: $36,248,000.00

Zoning By-Law Amendments

The Town of Framingham did not amend the Framingham Zoning By-Law during the 2017 calendar year.

Transition of the Framingham Zoning By-Law to Framingham Zoning Ordinances. In 2017, the FPB worked with the By-Law Transition Committee to review and revise the Framingham Zoning By-Law to become Zoning Ordinances to be consistent with the Framingham City Charter. The FPB presented a draft document to the By-Law Transition Committee and made all updates as requested. The document is pending approval of the Bylaw Review Committee and Mayor in 2018.

Land Use and Regulation Efforts

Subdivision Rules and Regulations. The FPBs is responsible for the maintenance of the Subdivision Rules and Regulations in addition to the review of Approval Not Required Plans of Land, Preliminary Subdivision Plans, and Definitive Subdivision Plans. From 2016 through 2017, the FPB and municipal departments worked diligently and tirelessly to provide a comprehensive rewrite of the Subdivision Rules and Regulations that provided for both public and municipal department review prior to its adoption by the FPB. The rewrite incorporates and provides Best Management Practices for clear design standards and guidance for subdivision construction. The revised Subdivision Rules and Regulations were adopted by the Planning Board in April of 2017, thus replacing the 2008 edition.

Master Plan Implementation

The FPB presented (via written report) the status of the Framingham Master Land Use Plan at the 2017 Annual Town Meeting. The Annual Town Meeting status report provided an update on the work items completed and/or added to the FPB's work agenda as prescribed by the Master Land Use Plan. Work initiatives from the Master Land Use Plan completed in 2016 include the following:

- Section 5.1.1 Comprehensive Revision to Town Land Use Regulations
- Comprehensive rewrite of the Rules and Regulations Governing the Subdivision of Land in Framingham (April 2017)
- Sections 5.1.2.3 Target Areas on Corridors Identified for Rezoning and 5.2.9 Specific Area Strategies: Golden Triangle (Section 5.1.2.3.1), South Framingham (Section 5.1.2.3.2), Saxonville Nobscot Corridor (Section 5.1.2.3.6), South Framingham (Section 5.2.9.3), Nobscot (Section 5.2.9.5), Saxonville (Section 5.2.9.7), and Golden Triangle/Major Arterials/Highway Corridors (Section 5.2.9.8)
- Exit 13, Golden Triangle Report and Planning effort – joint effort with the Town of Natick – ongoing into 2018
- Section 5.1.4.1 Town-wide Transportation Plan
- Completion of Part One of the Traffic Master Plan completed (2017)
- Section 5.1.4.2 Complete Streets
- Phase 2 of the Dudley Road Multi-use pathway – funds awarded by MassDOT for completion
- Section 5.1.8.1 Town-wide Economic Development Plan
- RFP was prepared and awarded to RKG Associates for the completion of the Phase One Economic Development Plan – work to be completed in 2018
- Section 5.2.2.3 Review Design Standards and Process, Section 5.3.1 Design Standards and Guidelines and Performance Standards, and Section 5.3.4.5 Architectural Standards and Guidelines
- Development of the Nobscot Design Standards that will be adopted by the Planning Board in 2018

Work initiatives from the Master Land Use Plan to be worked on and/or completed in 2018:

- Section 5.1.1 Comprehensive Revision to Town Land Use Regulations
- Section 5.1.1.2 New Parking Standards and Section 5.3.4.8 Parking Standards
- Sections 5.1.2.3 Target Areas on Corridors Identified for Rezoning and 5.2.9 Specific Area Strategies: Golden Triangle (Section 5.1.2.3.1), South Framingham (Section 5.1.2.3.2), Saxonville Nobscot Corridor (Section 5.1.2.3.6), South Framingham (Section 5.2.9.3), Nobscot (Section 5.2.9.5), Saxonville (Section 5.2.9.7), and Golden Triangle/Major Arterials/Highway Corridors (Section 5.2.9.8)
- Section 5.1.3.1 Agriculture Preservation
- Section 5.1.3.3 Areas of Critical Planning Concern Mapping

- Section 5.1.4.1 Town-wide Transportation Plan
- Section 5.1.4.2 Complete Streets
- Section 5.1.7.1 Alternative and Solar Energy By-Law
- Section 5.1.8.1 Town-wide Economic Development Plan
- Section 5.2.2.3 Review Design Standards and Process, Section 5.3.1 Design Standards and Guidelines and Performance Standards, and Section 5.3.4.5 Architectural Standards and Guidelines
- Section 5.2.3.1 Implement the Open Space and Recreation Plan
- Section 5.2.3.3 Increase Sensitivity to Historic Resources and Community and Section 5.2.3.4 Consider Historic Preservation Incentives
- Section 5.2.4 Housing Strategies
- Section 5.2.9.3 South Framingham, Section 5.2.9.5 Nobscot, and Section 5.2.9.9 9/90 Corporate Center and Technology Park

Collaborated Work Efforts

- MetroWest Moves (Mass in Motion Community Transformation Grant)
- Complete Streets Funding
- Bicycle and Pedestrian Plan
- Open Space and Recreation Working Group
- Phase One Economic Development Plan (Phase One)
- Exit 13, Golden Triangle Study

Administration

The FPB continues to enhance and improve its efforts with regard to public outreach, project review, land use development regulations, and information sharing through the Town's website and FPB Facebook page to ensure that all stakeholders have an opportunity to participate in the process. The FPB continues to work to improve its transparency by using all means of communication to ensure that all projects archived and currently under review are available to the public on the FPB' webpage for easy accessibility.

To learn and access more information about the activity of the FPB and to view the full 2017 FPB Annual Report, please visit the FPB's webpage at www.framinghamma.gov.

Respectfully submitted,

Christine A. Long, Chair

PARKS, RECREATION & CULTURAL AFFAIRS

PARKS & RECREATION COMMISSION

Joan Rastani served as Chairwoman with other members Dave Gudejko, Kathy Hauck, Joe Kaufman, and Phil Reitz.

The Annual Town Meeting voted an FY18 operating budget of $ $2,831,903 for Parks Administration, Maintenance and Recreation.

With support from the Capital Budget Committee and Town Meeting Members, the following items were approved:

- F550 4x4 Crew Cab Truck
- Prefab Bathrooms at Cushing Park
- Slate Roof and trim repair of Bowditch Administration Building
- Furber Park Improvements

The Town of Framingham continues to work in cooperation with the MA DEP and former property owner, Avery Dennison Manufacturing Company, to create an appropriate remediation plan for the contamination at Mary Dennison Park. A Participation Agreement was reached between the parties to equally fund the Phase II assessment of the soil. As part of the Risk Assessment, it was recommended that additional soil testing be done on several properties abutting the Park. In addition, Weston & Sampson performed a peer review of the process and created a park conceptual design incorporating remediation options.

The Final Skateboard Plan by Pillar Design was approved by the Skatepark Advisory Committee (SAC) in February. The project went out to bid, and came in over budget. It was determined that the main factors contributing to the discrepancy was an increase in pricing for concrete as well as an increase in steel. It was determined that the best option would be to reduce the size by approximately 2,700 square feet. Construction began in the fall of 2017. Completion of construction and a grand opening is anticipated to occur in spring 2018.

Paramount Pictures filmed scenes of Daddy's Home 2 on a portion of the aqueduct in April A sequel to Daddy's Home. The film stars Will Ferrell, Mark Wahlberg, Linda Cardellini, John Cena, John Lithgow and Mel Gibson. Many residents watched from a distance as scenes were rehearsed. Some neighbors expressed concern about restoration of the site. The Parks Department working with MWRA completed a road and woodland restoration plan for that area.

For the 4th year, the department hosted the Metrofest Festival at Bowditch. The event was held in June, and for the first time there was no admission charge. This event continues to grow in popularity with something for everyone including events for children, music, a beer and wine tasting tent, 20 food trucks and over 100 vendors.

Phase I of the Dudley Road Multi-Use Recreation Path (Bicycle & Pedestrian) at Farm Pond opened. The ten foot wide asphalt paved pathway Phase I extends along the eastern edge of Dudley Road on the Farm Pond parcel from Fountain Street, north to Dr. Harvey Cushing Way along Mt. Wayte Avenue , it will provide safe access to key amenities including Farm Pond Park, Cushing Park, Barbieri School, the new Skatepark and the assisted living complex. Phase II is expected to be complete in 2018.

The United Soccer Club entered into the second 10 year extension of the lease for Merchant Road Soccer Fields. This agreement dates back to the 1990's and has been beneficial to both parties.

Other projects included the resurfacing of the Bowditch Track, improvements to the Walsh complex, Anna Murphy Park, the entrance of Butterworth Park and new backstops at Furber Park.

We would like to thank Town Meeting, the many Town Boards, committees, departments and volunteers for supporting our services. We would also like to thank the hundreds of user organizations and volunteers for their continued support.

Respectfully Submitted,

Joan Rastani, Chair
Park and Recreation Commission

James Snyder, Director
Parks, Recreation and Cultural Affairs

RECREATION

The Recreation Department provides programs geared toward a varied population including adults, youth, seniors, preschool and those with special needs. Services are provided through a combination of user fees and public tax dollars. During the past

year, we formally registered over 19,000 participants in over 230 different program categories.

Activities Supervisor Dan Avery retired after 40 years of service to the Town, we wish him much happiness. A search for his replacement has started and a new Supervisor will begin in 2018.

Grants that enhanced our 2017 programs included the Department of Conservation and Recreation for the Massachusetts Park Pass; and the United States Department of Agriculture Food and Nutrition Service provided free breakfast and lunch for the Recreation Special Needs Program. Funding was also received for the Concert series through the Cultural Council and Impact Grant foundation. Additionally, Friends of Framingham Recreation was able to grant numerous scholarships for Recreation Programs to families in need.

Waushakum Pond was treated for weed control by the DASH system. (Driver .Assisted Suction Harvesting). The harvester cleared the invasive weeds from the swimming area making it safer and welcoming.

For the eighth year, we managed the ever popular "Friday Night Concerts on the Green." The eight week schedule of local talent included the sounds of Bruce Katz, Eleven, Amy Gallatin & Stillwaters, 4 Ever Fab, The Brazilian Project featuring Marlene Roasario and Back Pages. The weather prevented Unfinished Business and Little Red and the Riders from performing but they will be scheduled for next summer. We are grateful to the many sponsors who made this event possible, especially the Auxiliary Police for being there every week and DPW for providing security lighting.

The Cross Country Trail located at Farm Pond was dedicated to Rich Chesmore, a former track coach and volunteer who devoted numerous years of service to the Recreation Division. Rich was best known as the "ready, set, go guy" as he was the starter for the very popular Wednesday Night Track Meets co-sponsored by the Greater Framingham Running Club.

Due to the resurfacing of the Bowditch Track, our signature summer track meets were moved to Framingham State. We are thankful to the University for allowing us to continue the program with little disruption.

This was the first year for the Jacks Abbey Social tennis League held at Butterworth Courts. The program was so successful that we plan on offering a summer and fall league next year.

The department sponsored many special events this year with assistance of Friends of Framingham Recreation. The highlights included, the Egg-citing Egg Hunt, Pumpkins in the Park, the 911 Remembrance Ceremony, Santa's lil' Sports, and Family Fun and Movie Night featuring 'Moana' at Bowditch Field.

We would like to thank the Selectmen, Town Meeting Members, Town Staff and numerous community volunteers for their support and dedication. Without their continued support, we would not be successful in offering quality programs to the residents of Framingham.

We welcome input from residents and we value both your feedback and involvement in our programs.

Respectfully Submitted,

Trisha Powell
Superintendent of Recreation

PARKS MAINTENANCE

The Parks Maintenance Department provides safe and well maintained facilities for over 15,000 formally scheduled events each year for our many user groups. Our commitment in providing well maintained facilities combines a well planned maintenance program, and a field use scheduling program. This proactive approach enables us to manage our facilities in preventing over use and at the same time offering greater public access to our facilities.

Our maintenance program continues to promote the high quality establishment of turf to our high use turf areas. Our program continues to use a balanced system of aeration, fertilization, seeding, mowing, with proper irrigation in the most cost effective manner. We continue to monitor our soil conditions and provide the necessary nutrient applications as needed. This continues to benefit all of our high use turf areas.

The continued demand to provide additional practice and game field facilities is still a major issue. The demand is constant and there are few alternatives to turn to. The over use of facilities and the decline in turf quality is still a major problem and concern for us. The strategy of field rotation and limiting use has worked in the past, but once again we are being challenged for not having enough space for all our groups. We are still seeing a growing increase in participation of some of the seasonal sports as well as some non- traditional seasonal sports, i.e. Fall Lacrosse and spring soccer.

We have had to look at ways to change how and where some of the non-traditional user groups that are being scheduled. There is a definite need to look at some long range plans for future field space. Until this happens we will continue to be asked to provide more use on areas that are already seeing heavy use. As we have noted in the past, this overuse accelerates the need to shut down fields for costly renovations.

Our Maintenance Department continues to provide support to the athletic programs of three high schools, Framingham High, Marian High and Keefe Vocational High School. Other schools that rely on our department for a portion of their athletic program needs are, Framingham State University and Mass. Bay Community College. In addition to school athletics, the Department provides scheduling and facilities for hundreds of other user groups from the Framingham Community.

We continue with a site based management program at the Bowditch facility to offer extended use of the facility during non-traditional times. This has provided our users with better access and use of the complex facilities.

Our working relationship with Keefe Technical School continues to benefit our department. Our use with many of the different labs has provided a beneficial relationship for the City. This collaboration provides access to cost effective, professionally supervised, electrical, carpentry, plumbing, and metal fabrication, while affording students the benefit of practical “real world” learning experiences in a commercial setting.

Through our Capital Budget program we were able to purchase 1 new vehicle, a pre fab toilet facility for Cushing Park, and funding for the retaining wall and backstop project at Furber Park.

Our tree maintenance program continues the tree removal program, with a concentration on hazardous trees and trees with obvious structural defects. With the increased funding we are keeping up with the work demand. The Town wide beautification program continues to be highly successful. We have had great collaboration with benefactors willing to make donations to upgrade and beautify road side areas with the ability to advertise their donations.

I would like to thank all our volunteers and volunteer groups that supplied us with help on projects this past year. Their support was tremendous.

We continue to give support and resources to other Town Departments including the School Department, Building Services, Library, Public Works and Conservation. We would like to thank all of the Town Departments for the cooperation they have provided throughout the year. It would be very difficult for us to achieve the success we have without their help.

Respectfully Submitted,

Chris McGinty
Superintendent of Parks Maintenance

CEMETERIES

The Cemetery Commission consists of a three member board appointed by the Board of Selectmen. The three cemeteries under their jurisdiction are the Edwards Cemetery, Main St. Cemetery, and Old South Burial Grounds.

Leone’s Landscaping has a one year grounds maintenance contract. We are happy with the service they have been providing.

Due to the limited supply of sites, the moratorium on the general sale of new lots is still in effect. The fee schedule for cemetery associated activities remained the same in FY17. The Parks Maintenance staff continues to perform grave openings and internment of cremations, at the cemeteries. This year there were two burials and one cremation. We continue to receive requests for historical records associated with the cemeteries and are able to use an electronic database to promptly respond to the majority of most inquiries.

With Capital improvement funding, restoration of the gates was completed at the Old South Cemetery. We have identified the need to continue tree pruning and removals at the cemeteries and are requesting these funds in our FY19 budget.

This report submitted on behalf of the Cemetery Commission by:

Respectfully Submitted,

Christopher A. McGinty
Superintendent of Parks Maintenance

Cemetery Commission:
Kathy Hauck Chairman
Dave Gudejko
Joe Kaufman

LORING ARENA

This year was the 54th year of operation for Loring Arena. In April 2017, the Arena was prepared for renovation. The office was moved to its temporary location at the Parks and Recreation M&O building until September 2017.

After the season ended on April 15, the ice surface was maintained for an additional 6 weeks for contractors. The Arena has a sand based floor, therefore requiring the ice surface to stay in order to accommodate a lift. In order to meet Fire and Building code a sprinkler system was installed in the main barrel of the arena.

During this time, we had two end wall heaters removed by Pick Crane. These old heaters were no longer usable. We currently use infrared to heat the main building.

In June, we removed the rear smoke stack that was 54 years old. The removal of a smoke stack was done by Astro crane. The 75 foot high stack was removed in one piece and disposed of by the company.

During the summer months, the Arena compressors were re-built by the Arena Director. The Director replaced the steel plates over the header trench as well. Benches inside the arena were removed by the staff to make room for new areas being made to accommodate handicap accessibility.

Northeast Distributors in Whitman MA replaced the contactors that run the compressors and glycol pump. The contactors were 54 years old and extremely out of date. The system was brought up to date by current standards.

In September, we then moved everything back to the Arena in a temporary trailer for the start of the operational season. During this time we have had weekly status meetings with the Architect Tom Scarlatta, Assistant Town Manager James Duane, Director of Capital Projects James Paolini, Arena Director Richard Weston, Director of Parks and Recreation James Snyder and Deputy Director Thomas Begin to ensure that the scope of work as well as quality and design of the project are being met.

Also in September, the painting of the ice surface was difficult to manage due to the building not being sealed off effectively from weather this created difficulty in controlling the humidity levels causing dark spots on the ice surface.

There were no concessions during construction. Loring will resume having concessions in the renovated space at the start of the 2018 season.

Three locker rooms at the rear of the Arena have been completely demolished to make two larger locker rooms. Additionally two new restrooms and new showers were included in the renovation of the Locker rooms.

In June of 2017 Holliston High School's Athletic Director reached out to the Arena Director for practice and game ice during the upcoming season. The Holliston community enjoyed playing at Loring immensely as many of them were originally from Framingham Youth Hockey. In addition, Framingham High School acquired an additional 3 weeks of ice rental due to an amazing run all the way to State finals at the T.D. Bank Garden.

Total gross revenue as of June 30, 2017:
$533,967.16

Total operational expenditures as of June 30, 2017:
$523,616.75

*Does not include health insurance and debt service

Respectfully Submitted,

Richard Weston
Loring Arena Director

COUNCIL ON AGING - CALLAHAN CENTER

The Annual Town Meeting voted an FY18 operating budget of $481,519 for the Callahan Center Operations.

The Raymond J. Callahan Center is a multi-purpose center offering programs, activities and services to promote healthy, aging for people 55 and older and the people who care for them. The Council on Aging Board assesses the needs of older adults in the community and advises on programs and services to meet those needs.

- More than 2,200 individuals had 44,000+ attendances in activities and programs with nearly 17,000 of those involved in exercise sessions.
- More than 200 attendees are 65 and younger.
- More than 28% of the participants are male.
- More than 1,500 people received 5,600 contacts from Social Services staff ranging from referrals for

home care, housing and transportation, to securing various benefit programs, along with supportive counseling.

- More than 1,400 pieces of durable medical equipment were loaned out free of charge to 625 people.
- 767 attendances at 57 evening sessions April through October.
- 36 free, cultural programs with 1,010 attendances were funded by the Framingham Cultural Council and the Friends of Callahan
- An additional 8 other free, cultural programs with 516 attendances, resulted from generous funding by the Friends of Callahan and other donors.

Volunteerism: More than 477 volunteers donated more than 15,400 hours in a variety of ways on behalf of seniors.

New events and happenings in 2017!

- Bi-monthly Brazilian social group
- Weekly guided meditation class
- Collaborated with YMCA for 111 people to take Moving for Better Balance at Callahan Center & YMCA Metrowest Emergency Physicians funded two collaborative programs: one for exercise classes for residents at Framingham Housing and one with Jewish Family Service to provide Patient Navigator services

Randy Aylsworth was promoted to Assistant Director. Paula Geller became the Programs Manager. Cheryl Lavallee was hired as Assistant Social Services Supervisor. Lisa Ushkurnis, Jamie Donchin Jensen and Deb Bourque were featured in a training video by MCOA to encourage more Councils on Aging to provide programs for people with memory challenges and their caregivers.

Many generous donors helped the Friends of Callahan celebrate the 50th anniversary of the founding of the Framingham Council on Aging with a week full of special programs in October.

Six marathon runners raised more than $20,000 for the Continuing Connections program through the Friends of Callahan.

The Heritage Gallery gift shop, operated by the Friends of Callahan, features the Artists' Corner, selling arts and crafts from local artisans, as well as gift cards to various retailers. It is now open 5 days a week from 10 to 2:15 pm.

Respectfully Submitted,

Clyde Dottin, Chairperson
Council on Aging Board

Grace T. O'Donnell
Director of Elder Services

Education and Libraries — Framingham Public School

2017 ANNUAL TOWN REPORT — FRAMINGHAM PUBLIC SCHOOL

BUILDINGS AND GROUNDS

The Buildings and Grounds Department currently maintains 16 school-owned buildings comprised of 1,655,076 square feet of building space and 265 acres of grounds, including athletic playing fields, paved driveways, walkways, parking lots and wooded areas.

The department employs 62 custodians, 10 maintenance personnel, 3.5 office support staff, a maintenance foreman and a director. Department objectives are as follows: Adhere to safety and health standards, provide cleaning and maintenance inside and outside of building structures, ensure the security of buildings, plan for and monitor efficient use of buildings, provide year-round maintenance of grounds. In addition to routine maintenance and cleaning of all buildings, the Buildings and Grounds Department oversees and coordinates the following: All applicable federal, state, local and district inspections including:

Town of Framingham building inspections, fire alarm inspections and elevator inspections are performed annually.

Department of Environmental Protection (DEP), Material Safety Data Sheets (MSDS) are on file in the Senior Custodians office as well as the Buildings and Grounds Office. Asbestos Hazard Emergency Response Act (AHERA) reports (6 month and 3 year), Annual filings of Integrated Pest Management (IPM) plans in compliance with the Children's and Families Protection Act are also on file in the Senior Custodians Office as well as the Buildings and Grounds Office. Lead in drinking water testing is conducted in coordination with the Town of Framingham DPW. Grease trap inspections, playground inspections gymnasium equipment inspections, stage curtain rigging inspections, Custodial and maintenance Staff Right to Know Laws and Monthly Pest Inspections are performed.

A summary of major projects by building is as follows:

District: Buildings and Grounds issued a contract to Weatherproofing Technologies for the upgrades and repairs of 7 school building roof sites. Tremco Warranty Renewal Program for FPS facilities and that work is ongoing. Construction for the FHS parking lot expansion project is complete. Paving project at Dunning Elementary School is complete. New classroom furniture was purchased and distributed to multiple schools. Internal relocations of staff were made throughout the Perini Building over the summer.

Barbieri Elementary School: Installed a new elevator. Bathroom repairs were performed throughout the school. New playground equipment was purchased and installed. Roof repairs are ongoing.

Brophy Elementary School: Installed phase two of ceiling tiles and lights. Installed new fence and guard rail.

Cameron Middle School: Roof repairs ongoing.

Dunning Elementary School: Removed carpet and installed VCT tile in in 5 classrooms. Installed new exhaust fans on the roof. Added fresh air duct to storeroom. Roof repairs are ongoing.

Farley Middle School: Renovated pool area. Replaced hot water heater.

Framingham High School: Removed existing worn turf and replaced with a new turf field. Expanded the parking lot and installed new signage, fencing and installed new lighting at the lower end of the lot. Renovated the Sports team locker rooms. Removed the fuel storage tank.

Fuller Middle School: Roof repairs ongoing.

Hemenway Elementary School: Selective asbestos removal. Repainted the canopy on the front entrance of the school. Refurbished gang toilets. Roof repairs are ongoing.

Juniper Hill School: Maintenance ongoing.

King Elementary School: Installation of hand dryers in two bathrooms. Asbestos abatement project of the back wing was completed. Installation of two bathroom sink counters in the back wing was completed. All new furniture was purchased for grade 3. Roof repairs are ongoing.

McCarthy Elementary School: Concrete apron has been repaired.

Potter Road Elementary School: Ceiling tile and lights were replaced in main hallways. Tree removal project is complete. Roof repairs are ongoing.

Stapleton Elementary School: Installed new patio at main entrance. Installed new landscape at main entrance. A designer was selected for Masonry Repointing project.

Thayer Campus/Alternative High School, Lawrence Street: Basement cleanup and installation of new light fixtures and ceiling tiles is ongoing. Eversource steam trap replacements.

Transportation Building: Maintenance ongoing.

Walsh Middle School: Renovated the kitchen and kitchen office. New lab tables were purchased for Science classroom. The bathroom renovations were completed 12/30/17. Floor drain containment system and kitchen grease trap replacement was completed 12/30/17.

Wilson Elementary School: Updated water mains and backflow preventers. Interior painting in hallways was completed over the summer. Roof repairs are ongoing.

It is important to note that a long-term 20-year capital facilities plan is utilized in planning for the future needs in the District.

Respectfully submitted,

Matthew Torti, Director
Ernest Moreau, Maintenance Foreman

The Division of Family and Community Engagement

Family and Community Engagement (FACE) is the division responsible for supporting meaningful engagement opportunities among schools, parents and members of the Framingham Community. These engagement opportunities are tailored to support and increase academic achievement for Framingham Public School students. There are five main areas under the umbrella of Family and Community Engagement: Parent Information Center (PIC), Early Childhood Alliance of Framingham (ECAF), McKinney Vento Homeless Education Assistance, Framingham Adult ESL+ and the Compliance of the Compulsory Attendance Law.

The Parent Information Center (PIC) is devoted to registration and school assignment for all students who attend Framingham Public Schools. In order to fulfill PIC's mission of providing students and families with a one stop shop that offers enrollment and placement services for all qualified students into Framingham Public Schools, staff members of PIC work closely with other departments in the district including: Transportation, Health Services, Food Services, Technology, Special Education, Office of Bilingual Education and district leadership. In addition, PIC also works closely with Framingham pre-schools, head start, daycare centers as well as community-based agencies. Along with the support of other departments, PIC provides the following services: acting as the face of the Framingham Public Schools to new and existing families enrolled in the school district and providing critical resources and information to all families; registration and placement for all students entering grades K-12; a nurse that reviews all medical and immunization requirements for incoming Kindergarten students, processing student transportation applications and transportation fees; processing student transfer requests; processing placements for English Language Learner and Special Education students; notary service for residency affidavits, McKinney-Vento Homeless designation and state reporting; and enrollment reports and projections.

The McKinney Vento Homeless Education Assistance Act (1987) is a federal law that ensures immediate enrollment and educational stability for homeless children and youth. Framingham Public Schools has a McKinney Vento Homeless Education Liaison. The local liaison serves as one of the primary contacts between homeless families and school staff, district personnel, shelter workers, and other service providers. The liaison coordinates services to ensure that homeless children and youth enroll in school and have the opportunity to succeed academically. The homeless liaison assures expedited support and placement to families covered under this act by providing immediate school placement based on the best interest of the student; immediate transportation assistance; immediate assistance with locating required registration documents before and after placement; and support with community resources to help meet the student's and family needs. Parents/ guardians and unaccompanied youth are fully informed of all transportation services, including transportation to and from the school of origin, and are assisted in accessing transportation services. The liaison is also responsible for collaborating and coordinating with the State Coordinators for the Education of Homeless Children and Youth and community and school personnel responsible for providing education and related support services to homeless children and youth.

Framingham Adult ESL Plus (FAESL+) for Framingham 2017 Annual Report

Framingham Adult ESL Plus (FAESL+) is the division of Framingham Public Schools that is responsible for providing adult education classes at no cost to students. Our program enrolls over 800 people per semester, and provides English classes (ESOL), High School Equivalency, U.S. Citizenship, Workplace Readiness, and Computer Digital Literacy Skills classes. The program offers 42 classes on average each semester, including 13 levels of ESOL instruction, from absolute beginner to transition to college. FAESL+ also offers four levels of high school equivalency, services a range of students, reading anywhere from Early Elementary level up to the Secondary Level readers who are preparing for their High School Equivalency test.

The demand for these classes, particularly ESOL, is very high in our region. In the Fall 2019 semester, over a thousand people showed up for a chance at winning one of 50 spaces available in the program. The majority of program funding comes from the Massachusetts Department of Education, Adult and Community Learning Services. The program is also funded by state, federal, and corporation grants along with private donations.

For over 35 years now, the program has provided high-quality instruction and no cost to area residents. Our students come from 40 countries across five continents and they speak 28 different languages. Our students come from across the Commonwealth, but the majority live and work in Framingham. Many of the students in our program are parents of children in Framingham Public Schools. The program has four full-time staff, 56 part-time staff, and 25 volunteers who serve students on the waitlist or as in-service classroom aides. It also has nine College and Career readiness Advisors who help students navigate systems and plan for next steps for themselves and their families.

Framingham Adult ESL is the convener of Framingham Community Partners, a local community planning agency that brings together dozens of social service agencies for bimonthly meeting on topics of interest. The program also maintains a page on its website that helps prospective students find available classes in our region. The *Learning English in MetroWest* blog is free to students and to agencies who want to list their classes. At the state level, the program leadership is involved in adult education curriculum, instruction, and policy. Our administrative team conducts professional development across the state, and holds memberships on key regional and statewide commissions of adult education.

FAESL+ wishes to thank its staff, supporters, and students for making it one of the largest and most successful programs in the state. This includes the support of Framingham Public Schools; without the infrastructure, leadership, and support of FPS, these past 35 years would not have been possible. We also wish to thank the residents of Framingham, for being such welcoming neighbors to our students.

Business Administration

The School Business Office provides financial and administrative support to the overall educational program of the School Department. The primary function of the office is to provide accounting and oversight of the Town appropriated School Department Operating Budget, as well as Revolving and Special Funds. For the fiscal year 2016-2017, the Operating Budget approved by Town Meeting was $122,550,690. The Business Office also manages over one hundred (100) Revolving and Special Funds of the School Department that total $12,350,000 ensuring that the collection, accounting and distribution of these funds conform to Town guidelines as well as sound business practices.

The Business Office is also responsible for completing and submitting the annual End of Year Report to DESE which is the basis for the Town's receipt of Chapter 70 Aid to Education that totaled $42,091,391 for FY17.

Department of Health and Wellness

The Department of Health and Wellness is comprised of nurses, social workers, school counselors, and psychologists. The department promotes FPS's academic mission by supporting the social, emotional, cognitive, and physical growth and development of its diverse student population and the greater school community. At the heart of the department's activities is the fundamental premise that students learn best when they are physically and emotionally at their best.

School Health Services: The district's students are provided high quality comprehensive school health services

(SHS) by nurses in every school and two adolescent health nurses who work throughout the district.

Student Support: Each school in the district is staffed by school counselors who support students in the areas of academic achievement, personal/social development and college and career readiness; psychologists who provide services such as assessment, consultation, evaluation, intervention, prevention, and planning; and social workers whose work involves bridging school, home, and community in an effort to assist students be as successful as possible.

FPS benefits from collaborations with and support from a variety of community and state stakeholders in support of student health and wellness. These include:

- **Collaborative for Academic, Social, and Emotional Learning (CASEL)** conducted a district needs assessment regarding meeting the social, emotional, and behavioral needs of our students; funded by the MetroWest Health Foundation.
- **"Systems for Student Success Action Planning Initiative"** is a grant funded by the MA Department of Elementary and Secondary Education to provide technical support and funding to develop a three to five year strategic plan to develop and implement programs focused on school climate and social emotional learning district-wide.
- **"Acknowledging Adolescent Stress: Reducing the Negative Effects Through Mind/Body Skills"** is an initiative to implement Massachusetts General Hospital's Benson-Henry Institute for Mind Body Medicine's Resilient Youth approach to stress reduction. This research-based program brings relaxation response-based coping skills and life management tools (mind/body skills) to educators and students to help better manage daily stress, and positively impact student's health and academic performance; funded by the MetroWest Health Foundation.
- **McKinney Vento Social Worker:** full time social worker responsible for intensive case management of homeless students at all grade levels; funded by McKinney Vento and Title I.
- **"Promoting Adolescent Health and School Success":** a five year program to create safe and supportive learning environments with a focus on LGBTQ; funded by DESE.
- **School-based Health Center:** The Edward M. Kennedy Health Center satellite site at Framingham High School provides medical services to enrolled students, including immunizations, sports physicals, and treatment of illnesses
- **MA Department of Public Health Essential School Health Services (ESHS)** program funds SHS infrastructure with personnel, professional development opportunities, and equipment and technology.
- **Vision Center:** New England Eye Institute operates the Vision Center at Fuller Middle School (providing comprehensive vision care to all members of the FPS community)
- **Boston University Goldman School of Dental Medicine's** provides its dental sealant program to FPS's third graders.

The Department of Health and Wellness is committed to supporting all aspects of our students' health and wellbeing. Supporting our students' physical social, emotional and behavioral needs through the creation of supportive learning environments is essential to their school and life success. Efforts in the coming months and years will be focused on creating and implementing a coordinated comprehensive approach that promotes strong climate and culture, engaging instruction for academic and social emotional learning, proactive student-specific support, systemic family and community engagement, and strategic partnerships.

Judith Styer, BSN, RN, BA, NCSN
Director, Department of Health and Wellness

Early Childhood Alliance of Framingham

The Early Childhood Alliance of Framingham (ECAF) is dedicated to promoting and supporting the healthy growth and development of young children prenatal through age 8 by strengthening families and advocating for high quality learning experiences. The Early Childhood Alliance of Framingham is a Coordinated Family and Community Engagement program funded by a grant through the Massachusetts Department of Early Education and Care, administered by the Framingham Public Schools, and kindly supported by community partners. ECAF is considered your "One Stop Shop" for Strengthening Families!

The ECAF fulfills its mission by ensuring access to:

- Early literacy and school readiness opportunities at ECAF's signature "Play, Learn, and Grow Together" parent-child play based groups
- Internationally recognized **ParentChild+** Home Visitation Program (For eligible families with children ages 18 to 36 months old)
- Early childhood resources and information
- Family support and education
- Transition supports from home to school, early intervention, preschool, kindergarten, special education, and out-of-school time
- Professional development and networking for early childhood educators
- Leadership opportunities supporting family and community partner collaboration addressing early childhood issues

The ECAF program menu includes the ParentChild+ program serving 20 families who receive intentional, educational home visits twice a week for 23 weeks for two Program Cycle years. The signature "Play, Learn, and Grow Together" groups offer families 5-7 groups and family education opportunities on a weekly basis. 8 to 12 families attend one hour groups regularly with approximately 12-16 young children in attendance. These families tend to fall through the cracks for affording quality early childhood programs. All programs are free and at accessible locations. The ECAF has a strong early childhood leadership council with over 35 participants from families, early childhood educators, library, school department, colleges, health professionals, WIC, human service agencies, city officials, and more. These partnerships are invaluable!

Jane Cohen DeHaven, ECAF Program Coordinator

SPECIAL EDUCATION

The Department of Special Education provides a broad array of services for students identified with disabilities from the ages of three through twenty-two.

The following programs and services are offered by the Framingham Public Schools from Preschool through High School: Resource Rooms/In Class Support, Occupational THerapy, Speech and Language Therapy, Physical Therapy, Teacher of the Visually Impaired, Orientation and Mobility, Audiology Consultation, Board Certified Behavior ANalysts and Applied Behavior Analysts. There are forty- two substantially separate classrooms in grades K-12. These students require comprehensive programming which is provided outside of the general education classroom for more than 60% of the school day.

Framingham is a model for Preschool programs for both children with special needs and typical children ages three to five. The placement of children with special needs at Blocks emphasizes language, communication and social skills development along with integration with non special education peers.

Framingham continues to see an increase in the number of children with Autism and Multiple Disabilities at the preschool level. There is a significant increase in the number of students identified with emotional disabilities starting at an earlier age.

In conclusion, Framingham has continued to implement and provide a comprehensive continuum of programs, services, and placement options for students with disabilities.

Fine and Performing Arts

Equity in programming and curriculum offerings was the focus for our department. Along with discipline specific awards and recognition, the K-12 department worked closely to address bias in the classroom and to celebrate diversity in all the arts. Through targeted professional development and peer coaching we began the journey to recognize the work we already do in this area and build on that foundation. Our elementary school arts teachers reach every child K-5 so that impact cannot be overstated. Our focus was: *...and justice for all* as we began the difficult work of beginning to recognize our own bias in the classroom.

EDUCATION AND LIBRARIES — FRAMINGHAM PUBLIC SCHOOL

Highlights include:

- Framingham High School's production of Mary Poppins.
- Suessical, Addams Family and Elf at our middle schools.
- Continued growth in our elementary band program
- The addition of a strings program at one of our elementary schools
- An Evening with the Arts community celebration
- Framingham High School Drama Company was a state finalist in the Massachusetts Educational Theatre Guild Competition
- K-12 Visual Arts SHow at Framingham Public Library
- Gold and Silver Medals awarded to students in the Art Scholastic Awards
- FHS Music students were selected for the All State Music Concert
- The Framingham High School Marching Band was recognized at several regional competitions for excellence.

Donna A Wresinski. Director, Office of Fine and Performing Arts

Educational Operations

A major update from this department is the rollout of Canvas as our learning management platform. Canvas provides teachers, students, and families with access to course content and increases communication among stakeholders through the Parent App. Question banks aligned to 5th grade mathematics standards have been added to Canvas as we begin piloting use of the platform as an assessment tool. By the end of the school year, 86% of active Framingham High School courses on Canvas included a syllabus, with 80% of those courses also including activities. At the middle school level, approximately 90% of active courses contained a syllabus, with nearly 60% also containing activities.

The Curriculum Management Team focused much of their work on curriculum alignment, professional development, inclusive practices, Sheltered English Instruction implementation, personalized learning, and the revision of the curriculum unit template. The revised curriculum unit template (developed through a collaboration between the Offices of Bilingual Education and Curriculum and Instruction (and approved by the Curriculum Management Team) includes tiered vocabulary, socio-cultural implications, and focused language goals to support English language development.

The library media specialist team worked to create a vertically-aligned scope and sequence document, collaborated with the Office of Technology to bring Com-

monwealth eBooks to some of our secondary schools for the upcoming year, and attended the Follett conference to support alignment for our library catalog software with FPS student logins. Additionally, the Library Media Specialists' team has been working on a 5-year strategic plan for the FPS Library program.

There are several curriculum updates to share. The district is in the final stages of revising the K-5 writing curriculum. The newly revised scope and sequence and units of study will be published on Canvas in the Curriculum Library. Middle School World Language teachers are working together to create common assessments to measure students' progress in oral language skill development. The high school Modern World History curriculum team has drafted a new curriculum map with a new set of essential questions. Additionally, the US History I and US History II teams finalized their common assessments.

The Curriculum Office focused much of their work this year on the development of integrated curriculum units. A grade five curriculum team consisting of classroom, Special Education, and English language development teachers met to share ideas for integrating ELA, Science, and Math curriculum content. The goals are to provide a rich, theme-based curriculum as well as to streamline time on learning in all subject areas.

Middle School ELA and Social Studies teachers have been working collaboratively to establish common language, utilize graphic organizers, and introduce reading/writing projects and rubrics for students as they integrate content and instructional practice.

The district continued to coordinate learning walks with school leaders across the district. The focus had been to gather data from schools on how "students articulate their thinking and reasoning using multiple means of expression." The goal of this work was to walk through schools at the beginning and end of the school year in order to determine whether the district's instructional focus on student thinking and reasoning had an impact on classroom instruction. This data provides us with valuable information to help us determine next steps for professional development and district work. Additional learning walks were supported by Research for Better Teaching in our ongoing effort to support school and district administrators in building their capacity to observe, analyze, and devise data-based questions to engage in discourse about student learning.

Office of Human Resources

The Office of Human Resources is responsible for coordinating the recruitment, selection, appointment, and promotion of all district employees with the goal of maintaining a dynamic and efficient staff who are committed to providing outstanding educational programs. Diversity among teachers undoubtedly advances the academic achievement of students. Compliance obligations establish the baseline; as a District, Framingham Public Schools are committed to achieving, developing and maintaining a workforce reflective of the rich racial, linguistic, and cultural diversity of our students. Framingham Public Schools aims to teach our children, and ourselves, to be culturally proficient and inclusive in order to live, learn, and work together in a vibrant and diverse world. Our goal is to reflect the diverse community we serve and create a great place to work for everyone by embracing the individual skills, perspectives and experiences our people bring to the workplace and harnessing these for high performance and improved service delivery. We want our employees to feel included, valued and respected and have access to equal opportunities, which supports full participation at work. The Office of Human Resources is dedicated to the goal of building a culturally diverse and pluralistic faculty committed to teaching and working in a multicultural environment and seeks to retain the diverse talent in our workforce and support our people to maintain a long and productive working career.

The Office currently consists of an Assistant Superintendent for Human Resources, an Assistant Director of Human Resources, an HR Manager, three HR Generalists, and an Executive Assistant. The team in the Office of Human Resources processes all the HR-related needs of the district, including compliance with state and federal regulations and compliance with contractual requirements. The Office processes all hires, terminations, leaves, salary changes, stipends, reimbursements, retirements, longevity payments, etc. In addition, it collaborates with all departments, offers support and guidance to supervisors with the supervision and evaluation, establishes hiring practices and procedures, ascertains faculty qualifications, listens to staff concerns and contractual grievance hearing, conducts investigations, negotiates contracts, maintains personnel files, creates job descriptions, collaborates with and acts as a conduit to Payroll, etc. We aspire to be a friendly customer-focused staff, and our

goal is to meet the needs of each of our customers, the employees of Framingham Public Schools.

The trend in the Office has been to establish efficiencies through human resources information technology ("HRIS"). TalentEd is now used to keep personnel records and supervision and evaluation forms and documents as well as to hire employees. We are expanding the Frontline system through which we manage absences to keep accurate time for hourly employees and thereby diminish the liability of the District under the Fair Labor Standards Act.

Our budget continues to be mainly focused on the recruitment and retention of staff. Our foremost priority is to increase the diversity of our staff to ensure not only that our staff demographics echo those of our students but also to enrich and broaden each student's experience at Framingham Public Schools. As a result, we have requested additional funds to attend a greater number of recruitment fairs. We have also requested additional funds to join organizations that assist schools in the recruitment and retention of divers, administrators, and coaches. In addition, we have sought funds to provide training to our staff, including substitutes, in cultural proficiency.

BILINGUAL DEPARTMENT

Enrollment

Framingham Public Schools is growing in general, and the number of students who are learning English as an additional language has increased exponentially during the last 5 years. March 2017 enrollment for English Learners (EL) districtwide is 1785, approximately 26% of our total student population. Active current enrollment is on-going at all grade levels, with the largest increase of Portuguese-speaking students at the K-2 level and at the secondary (6-12) grade levels.

Since October 2016, an additional 210 students registered and enrolled in our Transitional Bilingual Education (TBE) and Sheltered English Immersion (SEI) programs. The majority of our newcomers are enrolled at grades 6-12. Native language support is being provided to many of these students as needed. An additional strand of TBE Portuguese program is at the King Elementary School and plans are underway for opening up a strand at K/1 for 2017-2018 at Potter Road Elementary School.

- The K-12 Two-Way Bilingual Program was highlighted in the Boston Globe Real Estate section, on March 5th 2017 as a unique and innovative program in an affordable community.

  (http://realestate.boston.com/news/2017/03/05/7-school-districts-in-affordable-communities-with-innovative-programs/)

- The Bilingual office is piloting a home visits program in partnership with the non-profit organization Parent Teacher Home Visits. The pilot will focus on students and families at 3 elementary schools-King, McCarthy, and Stapleton, and 2 middle schools-Cameron and Fuller.
- Jennifer LaBollita, Rebecca Daigle, Joseph Santiago, Antonella D'Eramo and Talia Cossin are presenting their work at the MATSOL (Massachusetts Association for Teachers of Other Languages) statewide conference on July 2 and 3, 2017.
- Antonella D'Eramo, ESL teacher, was invited to Washington D.C. in August 2016 to attend the Fulbright Distinguished Awards in Teaching orientation workshop as an alumni. As a Fulbright grantee, Antonella lived in Santiago, Chile from September - December 2015 and used her findings to develop a guide to be used by teachers called Beyond Group Work: How to Promote Academic Language Development through Collaboration.
- Vicki Trapp, ESL teacher at Charlotte A Dunning School, participated as a scholarship recipient in a ten day cultural trip to the Republic of Korea in July of 2016 under the auspice of the Sejong Cultural Education, Inc. Vicki experienced firsthand the Making Thinking Visible strategy Stepping Inside by stepping into Korean life. As an educator the ultimate experience was a day at the Jongchon Elementary School in Sejong City and staying with school host families. After completing this **Stepping Inside Korea** experience, Vicki created cross-cultural lesson for her K-1 students, incorporating the book **Hungry Hungry, Hungry, Hungry for some Bee- Bim-Bop!** by Linda Sue Park with her own Korean cooking experience.

Grants Development Office (GDO)

In order to provide the best educational opportunities possible for children from the Framingham Public Schools, the Grants Development Office (GDO) aims to seek as many sources of revenue as possible to supplement funds provided through local appropriation and basic aid offered by the state and federal governments.

To ensure coordination and to avoid duplication in developing grant proposals, the GDO serves as the district's clearinghouse for grant application support and submission. The Department's primary task is to provide programmatic support, monitor budgets, expenditures and required financial reports for grant funds to the district. GDO supports all areas of Pre-K-12 education which includes, but is not limited to, academics, enrichment, intervention, student support services, teacher training, professional development and operational functions.

The Grants team works cooperatively with the school based Instructional Leadership Teams. In addition the Grant team works with the Senior Leaders' Team, and with budget staff to ensure that grants are managed properly and are consistently utilized across central office and schools in accordance with applicable State and Federal laws, regulations, Massachusetts Department of Elementary and Secondary Education (ESE), and specific grants terms and conditions.

The GDO is responsible for developing policies, procedures and providing operational support to ensure best practice grant management and compliance.

Technical assistance is provided through the identification of potential resources and the review of proposals. The Grants team is also available to provide guidance for partnerships and collaborations with out-of-district agencies.

Our goals directly correlate to the district's strategic plan. Given the complexity of organizational goals, it may be appropriate to have only one organization-wide goal.

The goals for the GDO are aligned with those of the district; in some cases, the goals may be the same. The Grants team works closely with directors, senior admin., other department staff and school leaders to determine the overall goals for the GDO—there are more players in the success of a grants' office than just those working in the office.

The Grants team does not define success in dollar amount. It is imperative that the team is mindful to not tie the goals for the GDO to the percentage of wins or total dollars awarded. We are not in control of many factors that come into play with funding decisions. As grant professionals, these metrics are out of immediate control: We can influence the results with great proposals, but ultimately award decisions are made by others. If a program needs a specific level of funding, we will encourage grant managers to apply for about three times as much money as needed.

Community Resource Development (CRD) Department:

CRD is the facilitator for the Framingham Public Schools in providing multifaceted, comprehensive, and holistic learning opportunities to all students through programming that addresses social and emotional development and provides academic supports that complement the school day.

In FY17 we:

- We served a total of 500 students district-wide
- Expanded our Out of School Time Programs to Brophy Elementary school, managing a total of 3 elementary schools and 1 middle school program (Fuller Middle School).
- Expanded Summer Scene program to focus on STEAM curriculum aligned programming for 4 weeks and served a total of 200 students
- RISE, a summer elementary focussed reading intervention program served 200 students and was a partnership program with Framingham State University and Bilingual Office.
- Provided 3 Summer programs for Fuller Middle School, in partnership with Mass Bay, Framingham State University: Christa McAuliffe Challenger Center, and Access Television Framingham
- In total, the department partnered with 33 organizations

Education and Libraries — Keefe Regional Technical School



2017 ANNUAL REPORT — SOUTH MIDDLESEX REGIONAL VOCATIONAL TECHNICAL SCHOOL COMMITTEE

(KEEFE REGIONAL TECHNICAL SCHOOL)

This annual report is prepared by Superintendent / Director, Jonathan Evans, and composed on behalf of the members of the School Committee of the **South Middlesex Regional Vocational Technical School District** and submitted after review and approval by the full Committee in compliance with the provisions of the Agreement among the towns of Ashland, Framingham, Holliston, Hopkinton and Natick.

This report reviews from the perspective of the Committee the principle items with which the Committee was concerned during the year. It is a representative account of matters solely within the policy making authority of the Committee and also of matters which the Superintendent/Director brought before the Committee for information and consultation. For greater detail and discussion the reader should read the extended minutes of Committee meetings and the attachments thereto which are available at the school office.

In addition to a public high school, the South Middlesex Regional Vocational Technical School District provides continuing education opportunities for adults through the Keefe at Night program as well as Summer Discover, a summer program for area youth.

The Committee reorganized on June 5, 2017 with officers elected unanimously to the following positions:

Chair: Edward Burman (Ashland)
Vice-Chair: Sarah Commerford (Holliston)
Secretary: Myra Bushell (Framingham)
Assistant Treasurer: Barry Sims (Holliston)

Staff members working on behalf of the District and School Committee are Karen Ward, Recording Secretary and Jack Keating, Treasurer.

The balance of this report presents a summary of the discussions and actions of the Committee on a number of the important matters brought before the Committee for advice or action.

Community Engagement

Staff and students of Keefe Regional Technical School participated in many community projects throughout the school district member towns. Examples of these activities include:

Business Tech

Medical Reserve Corps Framingham – Recorded and narrated PowerPoint presentation for training of new staff

The Jewels of Framingham – Invitations, registration and served lunch

Carpentry

Natick House Project – Duplex for Natick Affordable Housing Trust

Cosmetology

Callahan Center – Manicures for senior citizens

Electrical

Framingham Parks & Rec. – Installed outlets for truck block heaters

Framingham Parks & Rec. – Installed lights Bowditch Field

Framingham Parks & Rec. – Installed/Replaced fire alarms and outside light fixtures at the Academy Building in Cushing Park

Framingham Parks & Rec. – Replaced LED wall lights at the Saxonville Beach House

Hopkinton House Project – Installed outlets and switches

Keefe Tech – Removed parking lot light pole/repaired lighting and wired water bubbler in Automotive

Graphics

Access Framingham – Embroidered golf shirts

Town of Ashland – Business cards, three part forms

Ashland Police Dept. – Printed banner and training books

Barbieri School – Printed Certificates Directory, playbill and books

Family Promise – Flyers, posters, newsletter, banners, cards, table cards, and sponsor signs

Framingham High School – Hall passes

Landscape

Framingham Community Garden – Tending organic vegetable garden for Framingham Food Pantry

Natick Community Organic Farm – Greenhouse production and harvesting, sugaring, general maintenance

Plumbing

Natick Affordable Housing Trust – Drained water out of flooded basement

Habitat for Humanity, Holliston – Installed rough plumbing and heating

In May 2017, Keefe Regional Technical School hosted a breakfast for the Community Based Justice Program (CBJ) that included Middlesex County District Attorney Marian Ryan, Judges, Probation Officers, School Officials and area Police Department Representatives.

It should also be noted that all five district town high school's swimming teams practice and compete at the Keefe Regional Technical swimming pool. The pool is also used by the Framingham and Natick Park and Recreation Departments.

Administration

In 2017, Jonathan Evans completed his fourth year in the role of Superintendent Director, with 21 years of service to the district.

The School Committee adopted goals for the Superintendent's performance evaluation period from July 1, 2017 through June 30, 2018. The goals adopted related to the following: Preparation for NEASC Decennial Visit, Chapter 74 Approval for Dental Assisting Program, Comprehensive Review and Update of Emergency Response Procedures, and Career and Technical Education Placement.

The Committee completed its periodic evaluation of the Superintendent's accomplishments against established goals and desired qualities established in the DESE Rubric and found him to be Proficient in all areas. The complete record of this evaluation is a public document that will be available at the South Middlesex Regional School District Superintendent's Office.

School Improvement Plans

The School Improvement Plan for the 2017-2018 school year includes the following objectives:

1) Increase our online communication and presence with prospective students and families, 2) Develop and implement strategic ways to celebrate student achievement, success, positive decision-making, and unity, 3) Academic departments will review and revise written curricula, 4) The CTE instructors will improve math scores through a 5% increase of student proficiency as measured by Pre and Post-tests specific to their CTE programs, 5) The District Curriculum Accommodation Plan (DCAP) will be updated.

In addition to preparing for a NEASC Decennial Visit, the Professional Development Program for last year included Cultural Proficiency, and Responsiveness, Writing Across the Curriculum, Technology to Enhance Learning, Inquiry-Based Learning, Social-Emotional Support, and Understanding Rigor and Assessment. The opening of school for teachers featured a moving presentation by Ron Suskind titled Finding Ways to Reach All Students. During the year teachers also attended a variety of professional development offerings related to their content area.

Handbook

With review by the School Council updates to the Handbook were made. Attendance rules were adjusted to hold students more accountable for their attendance. Beginning with the Class of 2018, there is an increase in the number of credits students are required to earn to be eligible for graduation. The transition in the grading policy continues to reflect adjustments for graduation and the inclusion of AP classes.

The Budget Process

The Budget Sub-Committee members Ed Burman, Larry Cooper, James Cameau, Ruth Knowles, Tassos Filledes, and Barry Sims are beginning the FY19 budget development process.

In 2017, the Superintendent continued the practice of communicating early in the budget process with the financial officers of the member towns to develop mutual awareness of both municipal budget constraints and the efforts of the Committee to manage the school efficiently and effectively while recognizing those limitations. The Committee continued to consider

reductions in the preliminary budget and the budget of $18,602,440 as submitted to the member towns for FY18 was approved by all.

Auditor's Report

The annual audit by the independent accounting firm of McCarthy & Hargrave is in the process of preparing the financial statements for committee review. It is expected that the audit report that calculates our energy project will meet the stipulated guarantee benchmarks for the 2017-2018 year.

Enrollment, Recruiting and Student Retention

Keefe Regional Technical School is a school of application. Maintaining a healthy enrollment of students for our day school operation is essential for our overall operational success. The Superintendent has indicated that he believes that the quality and rigor of our school programs and the safety and culture of our school environment will lead to our success in attracting students and their families to Keefe Regional Technical School. The Superintendent has emphasized that the administration, faculty and support staff must work together to ensure that Keefe Regional Technical School continues to be recognized by our community as a career and technical school of high quality. In the fall of 2017, our recruitment efforts included a two hour showcase visit for all 1800 8th grade students from the public schools in our district, followed by an Open House Career Night for prospective students and their families.

The enrollment on October 1, 2017 was 734 students reflecting an increase in enrollment.

Buildings and Grounds

Keefe Regional Technical School has been occupied continuously since September 1973. The facility is used not only during the school day and year but also evenings, weekends and during the summer months.

Facility upgrades that were completed in 2017 include conversion/construction of a building space to accommodate a new Dental Assistant CTE Program, upgrades/repairs to main boilers/heating system, repairs to sprinkler system, repairs to exterior lighting system, reconfiguration of Resource Center space, Horticulture Department design and construction projects to enhance site landscape, replacement of building sewer ejector pumps, replacement of furniture and equipment in several classrooms and CTE programs, plumbing and electrical upgrades, painting of exterior metal building panels, mechanical and control upgrades to the HVAC system, software and hardware upgrades to the fire/life safety system, repairs to swimming pool complex, and the purchase of a Case tractor to replace existing 1980 Case backhoe.

Student Achievement

The District received from the DESE its annual report detailing Keefe's 2017 Accountability Data. Keefe Technical School was informed that according to the 5-level scaling system created by the DESE, Keefe maintained its level 2 status. Keefe Tech continues to work to close achievement gaps and help all students succeed. The initiative to add AP English Language & Composition and AP Computer Science produced great results. 53.8% of Keefe Tech students taking an AP exam scored a 3 or higher. Nationally on the 2016 AP exams, 21.9% of students who took an AP exam scored a 3 or higher. To continue this academic excellence, Keefe Tech has added AP Environmental Science and AP Literature & Composition to its academic offerings.

Keefe Regional Technical School students won a record total of 36 medals during the District SkillsUSA Conference, which was also hosted by Keefe Regional Technical School on Tuesday, February 28, 2017.

A total of 760 students from 11 district schools participated in skills and leadership competitions in their career technical areas at the District Conference. Keefe Tech students competed in categories including Computer Programming, Early Childhood Education, Graphic Communications, and First Aid, bringing home 9 gold medals, 13 silver medals, and 14 bronze medals. All gold and silver medalists moved on to the SkillsUSA State Leadership and Skills Conference, held April 27-29, 2017 at Blackstone Valley Regional Vocational Technical High School in Upton, MA.

In the state competition, 37 Students represented Keefe where they won 3 Gold, 2 Silver and 6 Bronze Medals plus 1 State Officer. The Gold Medalists and State Officer moved on to the SkillsUSA National Championships held in Louisville, KY on June 23, 2017. Our students represented Keefe with 2 fourth place finishes and a 6th place finish in the country. The State Officer will represent the state and Keefe Tech for the 2017-2018 school year.

EDUCATION AND LIBRARIES — KEEFE REGIONAL TECHNICAL SCHOOL

General Advisory Board

The General Advisory Board consists of the Chair of each Vocational Advisory Board. The General Board summarizes and brings to the attention of the Administration and the School Committee observations and recommendations of the advisory boards. The points noted for the current year include: the need to continually align the curriculum with changes in technology; outreach to bring Keefe's program to potential students; increasing opportunities for students and employers in the co-op program and the success we have had for employment; successful pursuit of grant funding for state of the art career and technical equipment; and maintaining the license status of student professional programs that advance Keefe students' career and technical entry opportunities.

Respectfully submitted,

Jonathan Evans
Superintendent-Director

SOUTH MIDDLESEX REGIONAL VOCATIONAL TECHNICAL SCHOOL COMMITTEE

ASHLAND

Edward Burman - Chairman
William N. Gaine, Jr.

FRAMINGHAM

Michael Rossi

John Kahn

Linda Fobes

James Cameau

A.J. Mulvey

John Evans

Larry Cooper

Myra Bushell

HOPKINTON

Mia Crandall

Ruth Knowles

HOLLISTON

Sarah Commerford

Barry Sims

NATICK

Tassos Filledes

Dr. Stephen Kane

Education and Libraries — Framingham Public Library



EDUCATION AND LIBRARIES — FRAMINGHAM PUBLIC LIBRARY

BY THE NUMBERS JAN-DEC 2017

Framingham PUBLIC LIBRARY
Look here first.

POINTS OF SERVICE
1,500,000+

800,000
items borrowed from our shelves

OVER
70%
of circulation is from the shelves in the Library

+

103,000
USES OF DATABASES

78,000
USES OF IN-LIBRARY INTERNET

47,177
USES OF REFERENCE SERVICES

EBooks and More
Digital Borrowing:
41,150
Downloads

Ask Us!
Over **47K** Reference questions answered

OUT AND ABOUT:
The Library in the Community

Outreach:
32,366 served

Programs:
1800+ offered

24,000
NEWSLETTERS

3,374 NEW
LIBRARY CARDS

Free Fun!
39,772
Enjoyed our music, movies and educational programming

+ Homework Center tutored **1,600** students

SOCIAL MEDIA
Facebook + Twitter + Instagram + More =
460,952

4,717
participated in Literacy programs

Museum Passes
2,214

Find us online!
www.framinghamlibrary.org
334,204 HITS

General Committees — Conservation Commission

Memorial Building, Room 213
Robert McArthur, Conservation Administrator
(508) 532-5450 | RDM@Framinghamma.gov

CONSERVATION COMMISSION

Memorial Building, Room 213
Robert McArthur, Conservation Administrator
(508) 532-5450 | RDM@Framinghamma.gov

https://www.framinghamma.gov/137/Conservation-Commission

The Conservation and Open Space Division is responsible for implementing local, state, and federal wetland laws, managing over 400 acres of conservation land, and engaging the public in conservation efforts.

The Conservation Office is responsible for reviewing all proposed and on-going municipal, private, commercial, and industrial projects to determine if they fall under the jurisdiction of local, state, and federal wetland laws. Conservation staff conduct site inspections, attend pertinent meetings and represent the Commission in legal matters. Staff advises and provides technical expertise to the Conservation Commission to assist with the protection of the environment as well as interdepartmental reviews for other Town departments. Other duties include: managing conservation land owned by the Framingham, overseeing the Framingham Stewardship Program, directing the Nuisance Aquatic Vegetation Management Program, and providing education and outreach to residents.

1. Wetlands Protection Achievements, the Commission and staff (2017)

Table 1, below, quantifies permit applications processed by the Conservation Commission and its supporting staff.

Table 1: Calendar Year 2017 Conservation Division Wetlands Protection Act Permit Applications Processed

Permit Type	Quantity Processed
Inter-departmental applications (Building Permits, Planning Board Permits, and Zoning Board of Appeals Permits)	54
Notice of Intent	38
Abbreviated Notice of Resource Area Delineation	3
Request for Determination of Applicability	15
Emergency Certification	2
Minor Plan Change	3
Permit Extensions	3
Certificate of Compliance	28
Notice of Violation	6
Enforcement Order	7
Administrative Approval	44

The Commission and its supporting staff held 28 public meetings and performed more than 195 site visits and inspections in support of permitting shown in Table 1.

2. Nuisance Aquatic Vegetative Management Achievements:

In 2017, the Conservation Division completed Year 1 of a five year program to manage nuisance aquatic vegetation in the 38-acre impounded section of the Sudbury River through Saxonville. Successful control of invasive water chestnut (*Trapa natans*) facilitated recreation on the River for the first time since 2008 and restored wildlife habitat for waterfowl.

The Conservation & Open Space Division continued to administer the Lakes and Ponds Nuisance Aquatic Vegetation Program, which manages nuisance and/or invasive aquatic vegetation in Farm, Waushakum, Learned, Gleason, Norton and Mohawk Ponds. In 2017, staff continued to work cooperatively with the Massachusetts Natural Heritage and Endangered Species Program to create a new management plan for Waushakum and Farm Ponds following the discovery of rare sedge habitat.

3. **Open Space Achievements**: The Conservation and Open Space Division worked cooperatively with the Department of Community & Economic Development in an ongoing effort to secure Conservation Restrictions for properties located on Central Street, Auburn Street, and Wayside Inn Road. Coordinated efforts to secure open space protections also extended to the Sudbury Valley Trustees.

4. **Conservation Land Management:** The Conservation Division land management program continued the highly successful land management program. Seasonal crew members installed donated benches for vista seating at Macomber Reservation, established signage in areas prone to illegal dumping of yard waste and construction materials across Town parcels, and continued

in ongoing efforts to curb the spread of invasive plant species and maintain trails open for passive recreation across 400 acres of conservation land. The Conservation Division also provided work opportunities and experiences to local high school students participating in the Partnerships for a Skilled Workforce (PSW) Youth Careers program.

5. **Educational and Outreach Achievements:** The Conservation Commission participated in the following educational outreach events: Transition Framingham's Earth Day, the SuAsCo Wild and Scenic River Stewardship Council's RiverFest, and OARS's Annual River Cleanup. Conservation Staff also conducted interpretive programs including a twilight walk on the Sudbury River, a bird walk at Macomber, and an off-trail exploration of the oxbow. Conservation Staff also worked with the Department of Public Works to produce educational video media about watersheds.

Respectfully submitted,

Robert McArthur
Conservation Administrator

General Committees — Town of Framingham Finance Committee

TOWN OF FRAMINGHAM FINANCE COMMITTEE (FY 17)

Members of the Finance Committee as of December 31, 2017: Elizabeth Funk, (Chair), Kurt Steinberg (Vice Chair), David Miles (Clerk), Ambar Sarkar, Ph.D., Michael Cannon, Mahmood Akhtar, Dan Lampl and two vacancies.

As required by Massachusetts General Law, the Town Finance Committee is comprised of nine members appointed by the Town Moderator for a term of three years. It works independently with the Chief Financial Officer, Town Manager, Division and Department heads, appointed and elected Boards and Commissions. The purpose is to assess the fiscal practicality and affordability of services essential to taxpayers in the community in order to make informed recommendations to the Town Meeting regarding budget and other areas of finance. Other responsibilities include authorizing disbursements from the Reserve Fund for emergency expenses, authorizing deficit spending for emergency winter-related expenses, approving the expenditure ceiling of revolving funds and monitoring the Town's audit.

The workload of the Finance Committee is significant as members have responsibilities beyond regular meetings. Under the bylaw, the Committee provides representatives to the Real Property and Capital Budget committees and independently provides liaison's to Keefe Tech and the School Department to monitor their independent budget development processes. Also, the committee's Audit Subcommittee meets with the Chief Financial Officer's staff to resolve findings, if any, from the Town's outside audit firm.

By 2017, most Town and School components had sophisticated long range fiscal plans for generation and distribution of capital and operating resources. Both were subject to considerable debate where the challenge of balance was ever present and compromise essential. Yet the ongoing ability to address capital investment essential for Town-owned buildings and to set priorities left a gap in long range fiscal planning. Town Manager Robert Halpin, brought focus to this gap through an appointed study committee that did extensive research and priority modeling for his consideration, the results of which made it possible to sequence the concept with the existing 20-year plan of the School Department and other operating capital projects. The Finance Committee reviewed the priorities, lent strong support to the Town Manager's modification and recommended Town Meeting give positive consideration. In that proposal, the modification punted the complexity of decisions to renovate or replace the Town Hall to the new City Government and replaced it with renovation of the Historic Village Hall. (ATM Art. XX)

Other priority Capital and General Budget related articles recommended to Town Meeting:

1. Rescinding the right of first refusal that would have allowed the Town to purchase back the Jonathan Maynard building from the Danforth Museum Corporation, clearing its ability to sell the building to Framingham State University, thus creating permanence in Framingham for over 3000 works of art. (Fall STM Article XXX)
2. Increase to the capital budget for the Framingham Skate Park.
3. Replacement of Fire Station 2. (Fall STM Article 8 $5796)
4. Reconciliation of FY 18 GF Operating Budget due to shortfall
5. Four Collective Bargaining Agreements (Fall STM Article 5)
6. Green Communities Resolution (STM Article 14)
7. Comprehensive Economic Development Plan Proposal (FTM Article 3)

The FY 18 ATM Operating Budgets allowed for continued strategic investments for the Town and the Schools:

- A total appropriation of $281,742,511 or 5% increase over FY17 operating budget as recommended by the CFO. After some debate Town Meeting added $5,318 to the bottom line for a voted budget of $281,742,511.
- For the Framingham Schools, approximately $128M was voted, which included a 4.5% increase or $5.5 M higher than FY17.
- The FY18 Capital budget vote at Town Meeting was $31.5M, of which $13.7M was for water and sewer.

The significant Capital Improvement Trends as outlined in Finance Committee FY 16 Report remain

unchanged as does the impact of capital expenditures on Debt Service and Water and Sewer rates which could rise to a greater proportion of the operating budget. While it is a separate debt exclusion, the Fuller School could add over $1 million yearly to the debt service.

As the Town moves to City government effective January 1, 2018, the Finance Committee thanks all prior members who provided thoughtful leadership over the years. Special appreciation is extended to CFO Mary Ellen Kelley and Assistant CFO Jennifer Pratt for their ongoing expertise and cooperation as well as the many administrative personnel that contributed to our form of government and services for Framingham residents and businesses.

Respectfully submitted,

Elizabeth Funk, Chair

General Committees — Historical Commission

FRAMINGHAM HISTORICAL COMMISSION

2017 ANNUAL REPORT

Current Members:
Chair: Fred Wallace
Vice Chair: Paul Silva
Clerk: Susan Kennedy
Jane Whiting
Thomas Schuetz
Lewis Colten

In June 2017 the Commission mourned the passing of Gerald Couto, AIA, an architect and long-time Historical Commission member and advocate for Historic Preservation issues.

In summer 2017, the Board of Selectmen asked all current members to continue to serve until the new Mayor could reappoint or reform the commission. Again this year, we were greatly helped to have the services of a part time preservation planner, Jennifer Doherty. Through a joint effort by the Historical Commission and Historic District Commission, the town was awarded a Massachusetts Historical Commission (MHC) Survey and Planning Grant to continue documentation to support the establishment of a Local Historic District in Saxonville.

Another successful Preservation Awards Program was held during Preservation Month (May 2017).

A total of 20 requests for demolition were reviewed under the Town's Demolition delay bylaw, covering all buildings greater than 75 years old. Of those, a delay of one year was enacted for one building, 613 Pleasant Street in September 2017.

The Commission undertook two additional initiatives, restoration and re-placement of the historic 1768 Mile Marker in Buckminster Square (Union Ave and Main Street). Also, the house sign marker program was continued this year.

FRAMINGHAM HISTORIC DISTRICT COMMISSION

2017 ANNUAL REPORT

The Historic District Commission held 11 meetings during 2017. In June 2017, all current members notified they could serve until the new Mayor could reform the Commission after January 1st 2018. In June 2017, long-time member, passionate historic preservation activist and, and chair, Gerald Couto, A.I.A., Chair passed away. The Commission asked Steven Greeley, the Vice-Chair to step into the role of acting Chair until a new Commission was formed. In November, 2017, Calvin Smith was removed from the Commission for non-attendance.

In conjunction with the Historical Commission, the Commission hired Historic Preservation Consultant Jennifer B. Doherty to undertake several projects, as well as to handle administrative duties of the Commission.

The Historic District Commission reviews building alteration requests in five separate historic districts. In 2017, the Commission held four public hearings and issued four Certificates of Appropriateness.

Also, in 2017, work continued on the establishment of a local historic district in Saxonville. The HDC partnered with the Historical Commission to win a Massachusetts Historical Commission (MHC) Survey & Planning Grant to formally survey the balance of the structures within the proposed Saxonville Historic District.

Current Commission members include:

Steven Greeley, Acting Chairman; Sue Bernstein; Ted Grenham; Henry Field; Julie Ferrari, A.S.L.A.; Amy Finstein, Ph.D; Jim Kubat, A.I.A.; Helen Lemoine; Andrew Mackin; Ken Nowell

2017
TOWN MEETING JOURNAL



VALERIE MULVEY, CITY CLERK
LISA FERGUSON, ASSISTANT CITY CLERK

STANDING COMMITTEE ON WAYS AND MEANS

The Standing Committee on Ways and Means (SCW&M) makes recommendations to Town Meeting (TM) on warrant articles sponsored by or related to the Finance committee, the Finance Division, the Human Resources Division, the Information Services Division, the Selectmen, The Town Clerk, Town Elections, the Legal Department, the Retirement Board, and the Capital Budget and Government Study Committees. In 2017 the SCW&M made recommendations on 38 warrant articles including those mentioned in this report.

Throughout the course of evaluating collective bargaining agreements the SCW&M identified a growing trend of stipends in employee compensation which did not appear effective in recruiting or retention. The SCW&M recommended that Human Resources move away from negotiating and paying stipends, and instead focus on competitive wages to reduce turnover and attract more applicants.

The SCW&M supported authorization for: the Board of Selectmen to enter into alternate energy net metering credit purchasing agreements for extended terms up to 20 years; the imposition of a local sales tax (up to 3%) on the retail sale of marijuana; and appropriations to the cash reserves (bringing the total to $10.6M) as a source of funding for the construction of a new school.

The SCW&M recommended approval of the Urban Center Housing - Tax Increment Financing (TIF) zone in downtown Framingham, and supported TIFs for residential development projects at 75 Concord St. and 266 Waverly Street. First the committee successfully advocated to shorten the duration of the TIFs, and urged town meeting to limit them to these two (first mover) projects until the outcome could be seen and evaluated in the future.

With concern for rising special education costs and property taxes, town meeting supported the committee's recommendation that the special education reserve be funded at $1M, and $900,000 be applied to the tax levy (to limit the tax levy increase to 2%).

Following an extensive search for land to build a new Fire Station in Saxonville the SCW&M (Chair) recommended the town use vacant property (under school department ownership) on A Street. This was carried out in a transfer between the school department and the town, resulting in $500K+ savings and a workable location.

The SCW&M was initially opposed to the town giving up its right of first refusal and a reverter on the Jonathan Maynard Building to clear the way for the Framingham State University Foundation (FSUF) to purchase it from the Danforth Museum. The SCW&M eventually supported the town's release after successfully pursuing changes to the agreement which strengthened the commitment from the FSUF to provide the community with a quality art museum, art education, and instruction.

Special thanks to Town Meeting Members who served on the SCW&M in 2017: Mark Lamkin, Harold Geller (Vice-Chair), Nancy Fitch, Kim Comatas, Yvonne Spicer, Melvin Warshaw, Robert Case, Ghafoor Sheikh, Nadia Ullman, Dhruba Sen, Peter Pleshaw, Marc McClennen, Lloyd Kaye, Stuart Pologe, Margareth Basilio Shepard, Judith Grove (Clerk), Kathleen DeMarco, Laura Keith, Jim Wade Hansen, and Joseph Asaya.

Respectfully Submitted,
Audrey M. Hall, Chair

2017 Town Meeting Member Attendance

Name	Address	Prec	Term	2/7	2/8	2/28	4/25	4/26	4/27	5/3	5/11	10/17	10/18
John R. Dwyer	51 Eaton Road West	1	2020	1	0	0	1	1	1	0	1	1	1
Andrea E. Colten	99 Baldwin Avenue	1	2020	1	1	0	1	1	1	1	1	1	1
Louise J. Bendel	15 Parmenter Road	1	2017	1	0	0	N/A	N/A	N/A	N/A	N/A	N/A	N/A
Gerald L. Bloomfield	1347 Edgell Road	1	2020	1	0	1	1	1	1	1	1	1	1
Mark S. Lamkin	495 Edmands Road	1	2019	1	1	1	1	1	1	1	1	1	1
R. Kathy Vassar	22 Carter Drive	1	2019	1	1	1	1	0	1	1	1	1	1
John McKenna	226 Baldwin Avenue	1	2019	1	0	1	N/A	N/A	N/A	N/A	N/A	N/A	N/A
Christopher S. Lorant	1806 Windsor Drive	1	2019	N/A	N/A	N/A	0	0	1	1	1	N/A	N/A
Keavin Duffy, Jr.	1021 Edgell Road	1	2019	N/A	N/A	N/A	N/A	N/A	N/A	N/A	N/A	1	1
Theodore C. Anthony, Jr.	1015 Grove Street	1	2019	1	1	1	1	1	0	1	1	1	1
Adam Sisitsky	2 Doeskin Drive	1	2018	1	1	0	0	0	0	0	1	1	1
Dudley W. Stephan	1984 Grove Street	1	2018	1	0	1	1	1	1	1	1	1	1
Kylon Marie F. Colinet	3 Mohawk Drive	1	2018	1	0	0	1	0	0	1	1	1	0
Robin L. Kaye	7 Mohawk Drive	1	2018	1	1	1	1	0	1	1	1	1	1
Nancy Cooper	9 Griffin Road	2	2020	1	0	1	1	1	1	1	1	1	0
Harold J. Geller	3 Lowry Road	2	2020	0	0	1	1	1	1	1	1	1	1
Stephen Hickey	405 Elm Street	2	2020	1	1	1	1	1	1	1	1	1	1
Jean A. Baldwin	6 Arbetter Dr	2	2017	0	0	0	N/A	N/A	N/A	N/A	N/A	N/A	N/A
Stephen Shull	16 Sloane Drive	2	2019	1	1	1	1	1	1	1	1	1	1
David J. Longden, Jr.	1070 Old Conn Path	2	2019	1	1	1	1	1	1	1	1	1	1
Joseph C. Norton	663 Water Street	2	2019	1	1	1	1	1	1	1	1	1	1
Gloria H. Geller	3 Lowry Road	2	2019	0	0	1	1	1	1	1	1	1	1
Jeremy D. Longden	1070 Old Conn Path	2	2018	1	1	0	1	0	0	1	1	1	1
Jean A. Baldwin	6 Arbetter Dr	2	2018	0	0	0	1	1	1	0	1	1	0
Karyn A. Bernstein	2Eisenhower Road	2	2018	1	1	1	1	1	0	1	1	1	1
Paula A. Longden	1070 Old Conn Path	2	2018	1	1	1	1	1	1	1	1	1	1

TOWN MEETING

2017 Town Meeting Member Attendance

Name	Address	Prec	Term	2/7	2/8	2/28	4/25	4/26	4/27	5/3	5/11	10/17	10/18
Carol Sanchez Novak	19 Partridge Road	3	2017	1	0	0	N/A	N/A	N/A	N/A	N/A	N/A	N/A
Audrey M. Hall	18 Salmi Road	3	2020	1	1	0	1	1	1	1	1	1	1
Cesar Stewart-Morales	7 Colby Avenue	3	2020	N/A	N/A	N/A	1	0	0	0	0	1	1
Jennifer A. Adams	135 School Street	3	2017	1	1	1	N/A	N/A	N/A	N/A	N/A	N/A	N/A
Cynthia D. Villanueva	208 Central Street	3	2020	1	0	1	1	1	1	0	1	1	1
Carol B. Chan	22 Delmar Avenue	3	2019	1	0	1	1	1	1	1	1	1	1
Karen Foran Dempsey	10 Bellefontaine Ave.	3	2019	1	0	1	1	1	1	1	0	1	1
Harold J. Moran	7 Chouteau Avenue	3	2019	1	1	1	1	1	1	1	1	1	1
Marilyn Zimmerman	875 Old Conn Path	3	2019	1	1	1	1	1	1	0	1	1	1
Paul A. Costa	7 Lovering Avenue	3	2018	1	0	1	1	1	0	1	0	1	0
Heather J. Klish	21 Laclede Avenue	3	2018	1	1	0	0	0	0	0	0	1	1
George S. Tkach	12 Maymont Drive	3	2018	0	0	1	1	1	1	0	0	1	1
Andrea Carr-Evans	152 Danforth Street	3	2018	0	0	1	0	1	0	0	0	0	0
Herbert E. Chasan	56 Agnes Drive	4	2020	0	0	1	1	0	0	0	0	1	0
Richard J. Weader, II	24 Amy Road	4	2020	1	1	1	1	1	1	1	1	1	1
Larry E. Stoodt	615 Belknap Road	4	2020	1	1	1	1	1	1	1	1	1	1
Matthew E. Bernstein	60 Flanagan Drive	4	2017	0	0	0	N/A	N/A	N/A	N/A	N/A	N/A	N/A
Stuart J. Peskin	39 McAdams Road	4	2019	1	0	1	0	1	1	0	1	1	1
Jonathan D. Siegel	15 Major Hale Drive	4	2019	1	1	1	0	1	1	1	0	1	0
Amy M. Weader	24 Amy Road	4	2019	1	1	1	1	1	1	1	1	1	1
Diane Z. Pabst	18 McAdams Road	4	2019	1	1	0	1	1	1	1	1	1	1
Nancy M. Fitch	16 Bonvini Drive	4	2018	1	0	1	1	1	0	1	1	1	1
Adam C. Steiner	43 McAdams Road	4	2018	1	0	1	1	0	0	0	0	1	1
Dan Rao	4 Claudette Circle Ext.	4	2018	1	0	0	1	0	0	0	1	1	0
Elizabeth A. Copeland	75 lanewood Avenue	4	2018	0	0	1	0	0	0	0	0	1	0
Ann Jeffris	8 Bradford Road	5	2020	0	0	1	1	0	1	1	1	1	1
Daniel J. Liberatore	140 Water Street	5	2020	1	0	1	1	1	0	0	1	1	1

2017 Town Meeting Member Attendance

Name	Address	Prec	Term	2/7	2/8	2/28	4/25	4/26	4/27	5/3	5/11	10/17	10/18
Jeanne I. Bullock	22 Pinewood Drive	5	2020	1	1	1	1	1	1	1	1	0	0
Eric Thomas Berkman	8 Montgomery Drive	5	2017	0	0	0	N/A	N/A	N/A	N/A	N/A	N/A	N/A
Janet Leombruno	2 Cider Mill Road	5	2019	1	0	1	1	1	1	1	1	1	1
Robert B. Bois	131 Brook Street	5	2019	1	0	1	1	1	1	1	1	1	1
Samir G. Parikh	11 Dotty Ann Drive	5	2019	1	0	1	0	0	0	1	0	0	0
Michael J. Welch	3 Ward Farm Circle	5	2019	1	0	1	0	0	0	0	0	0	0
Evn Tomeny	27 Pinewood Drive	5	2018	N/A	N/A	N/A	1	1	1	1	1	1	1
Michael J. Bower	18 Edith Road	5	2018	0	0	N/A	N/A	N/A	N/A	N/A	N/A	N/A	N/A
Kim M. Comatas	331 Central Street	5	2018	1	0	1	1	1	0	0	1	1	1
Patrick A. Callahan	8 Bradford Road	5	2018	0	0	1	1	0	1	1	1	1	1
Norma B. Shulman	13 Alfred Road	5	2018	1	1	1	1	1	1	1	1	1	1
Lisa R. Moorehead	20 Highgate Road	6	2020	1	1	1	1	1	1	1	1	0	0
Peter J. DeVito	9 Gilmore Road	6	2020	1	0	0	0	0	0	0	0	1	1
Edward T. Levay, Jr.	13 Summer Street, #2	6	2017	0	0	0	N/A	N/A	N/A	N/A	N/A	N/A	N/A
Nicholas Paganella	20 Antrim Road	6	2020	1	1	0	1	0	0	1	1	1	0
Yvonne M. Spicer	3 North Lane	6	2019	1	0	0	1	1	1	1	1	1	1
Franklin D. Rothwell	10 Bryant Road	6	2019	0	0	0	0	0	0	1	0	0	1
James M. Pillsbury	10 Yorks Road	6	2019	1	1	1	1	1	1	1	1	1	1
Constantine E. Frost	27 Anderson Road	6	2019	0	1	1	0	0	0	1	0	0	0
Robert H. Bolles	35 North Lane	6	2018	1	1	1	1	1	1	0	1	1	1
Elsa Rose Aviza	14 Conrad Road	6	2018	1	0	1	0	0	1	1	1	1	1
William A. Osborn	48 Jean Street	6	2018	1	0	0	0	0	0	0	0	0	0
Rochelle Sivan	7 Michaud Drive	6	2018	1	1	1	1	1	1	1	1	0	0
Rachael M. Scanlon	392 Edgell Road	7	2020	1	1	1	1	1	1	1	1	1	1
Henry W. Ohrenberger	16 John M. McQuinn Circle	7	2020	1	1	1	1	1	0	1	1	1	1
Richard E. Paul	10 Aspen Circle	7	2020	1	1	1	1	1	1	1	1	1	1
Susan P. Bernstein	8 Merriam Road	7	2019	1	1	1	0	1	1	1	0	1	1

TOWN MEETING

2017 Town Meeting Member Attendance

Name	Address	Prec	Term	2/7	2/8	2/28	4/25	4/26	4/27	5/3	5/11	10/17	10/18
Lawrence J. Griffin	38 Pine Lane	7	2019	1	1	1	1	1	1	1	1	1	1
Melvin S. Warshaw	149 Maynard Road	7	2019	1	1	1	1	1	1	1	1	1	1
Deborah Butler	6 Doyle Circle	7	2019	1	1	1	1	1	0	1	1	1	1
Elizabeth M. Greeley	111 Pleasant Street	7	2019	1	1	1	N/A	N/A	N/A	N/A	N/A	N/A	N/A
Kevin P. Crotty	79 Pleasant Street	7	2018	1	1	1	1	1	1	1	1	1	1
Joel Winett	10 Berkeley Road	7	2018	1	1	1	1	1	1	1	1	1	1
Parwez Wahid	14 Waveney Road	7	2018	N/A	N/A	N/A	1	1	1	1	1	1	1
David L. Garcia	12 Mill Street	7	2018	0	0	1	1	0	1	0	0	1	0
Deloris D. Pettis	16 Sun Valley Dr	7	2018	1	0	0	N/A	N/A	N/A	N/A	N/A	N/A	N/A
Eric W. Cigan	19 Cherry Road	8	2020	0	0	1	1	0	0	0	0	N/A	N/A
Steven C. Malchman	15 Hemlock Lane	8	2017	0	0	0	N/A	N/A	N/A	N/A	N/A	N/A	N/A
Gwen R. Brady	29 Lohnes Road	8	2020	0	0	0	1	1	1	1	0	0	0
Karen Vaz	3 Lilian Road	8	2020	N/A	N/A	N/A	N/A	N/A	N/A	N/A	N/A	1	0
Keith M. Nelson	52 Lockland Avenue	8	2020	1	0	1	1	1	1	1	1	1	1
Charles Earl Schneider	25 Lohnes Rd	8	2019	0	0	1	0	1	1	0	1	1	1
Sandra L. Desjardins	28 Bantry Road	8	2019	1	1	1	1	1	1	1	1	1	1
Maria Robinson	71 Indian Head Road	8	2019	N/A	N/A	N/A	1	1	1	0	0	1	1
Imre Serfozo	25 Kittredge Road	8	2019	0	0	1	0	0	0	0	0	0	0
Noval Alexander	10 A Oran Road	8	2018	N/A	N/A	N/A	1	0	0	0	1	1	1
Colleen D. Frost	122 Beacon Street	8	2018	N/A	N/A	N/A	1	1	0	1	1	1	1
Francesca Cerutti-Harris	14 Hastings Street	8	2018	N/A	N/A	N/A	1	1	0	1	1	1	0
Robert D. Case	78 Hastings Street	8	2018	1	1	1	1	1	1	1	1	1	1
Maureen E. Dunne	174 Old Connecticut Path	9	2020	1	0	0	1	1	1	1	1	1	0
Pablo Maia	50 Dinsmore Ave 311	9	2020	1	0	0	1	1	0	0	1	0	0
Vacant	Vacant	9	2017	N/A	N/A	N/A	N/A	N/A	N/A	N/A	N/A	N/A	N/A
Matthew D. Miles	18 Woodward Road	9	2020	1	0	1	1	0	0	1	0	1	1
Steven H. Friedman	2 Woodward Road	9	2019	0	0	1	1	1	1	1	1	1	0

2017 Town Meeting Member Attendance

Name	Address	Prec	Term	2/7	2/8	2/28	4/25	4/26	4/27	5/3	5/11	10/17	10/18
Arthur Mills	79 Beacon Street	9	2019	0	0	0	0	1	0	0	0	1	0
Christopher J. Kelley	36 McPhee Road	9	2019	1	0	1	0	0	0	0	0	0	0
Bernice W. Strom	12 Longview Road	9	2019	1	1	0	1	1	1	1	1	1	1
Ralph R. Zazula	55 Dinsmore Ave 309	9	2018	0	0	1	1	1	0	1	1	1	1
Ghafoor A. Sheikh	26 Sewell Street	9	2018	1	1	1	0	1	1	0	0	1	1
Kitty Crone	165 Old Conn Path	9	2018	1	0	0	1	1	1	0	1	1	0
C. Patrick Dunne	174 Old Connecticut Path	9	2018	0	0	0	1	1	1	1	1	1	1
Nadia M. Ullman	6 Reservoir Ridge Road	10	2020	1	1	1	1	1	1	1	1	1	1
Gwendolyn Holbrow	65 Gates Street	10	2017	N/A	N/A	1	N/A	N/A	N/A	N/A	N/A	N/A	N/A
Araceli Esquivel	35 Westgate Road	10	2020	1	1	1	N/A	N/A	N/A	N/A	N/A	N/A	N/A
Lois L. Herman	135 Oakcrest Drive	10	2020	0	0	0	0	0	0	0	0	1	0
Cindy L. Rubin	1550 Worcester Rd., 422W	10	2020	1	0	1	0	0	0	0	1	1	0
Douglas W. Lawrence	4 Reservoir Ridge Road	10	2019	1	0	0	N/A	N/A	N/A	N/A	N/A	N/A	N/A
Debbie Chase	1332 Old Worcester Rd	10	2019		1	0	N/A	N/A	N/A	N/A	N/A	N/A	N/A
Marie Drayton	P. O. Box 1553	10	2019	0	0	1	1	1	1	1	1	1	1
Douglas W. Lawrence	4 Reservoir Ridge Road	10	2019	1	0	1	1	0	0	1	1	1	1
John W. Burgess	1500 Worcester Rd.,622	10	2019	N/A	N/A	N/A	1	1	1	1	1	0	0
Mary S. Burgess	1500 Worcester Rd.,622	10	2019	N/A	N/A	N/A	1	1	1	1	1	0	0
Dhruba P. Sen	1500 Worcester Rd,530	10	2018	1	0	0	1	1	1	0	1	1	0
William G. McCarthy	25 Westgate Road	10	2018	1	1	1	1	1	0	1	1	1	1
Kathleen T. McCarthy	25 Westgate Road	10	2018	1	1	1	1	1	1	1	1	1	1
Wolf Haberman	1500 Worcester Rd 521	10	2018	0	0	1	1	1	0	0	0	1	1
Peter Pleshaw	10 Gryzboska Circle	11	2020	0	0	0	1	1	1	1	1	1	1
Robert Snider	11 Cahill Park Road	11	2020	0	0	0	1	1	1	0	0	1	0
Jennifer E. Ryan	9 Hickory Hill Lane	11	2020	1	1	0	1	1	1	0	0	0	1
Vacant	Vacant	11	2017	N/A	N/A	N/A	N/A	N/A	N/A	N/A	N/A	N/A	N/A
Doug Freeman	28 Hodder Lane	11	2019	1	0	1	N/A	N/A	N/A	N/A	N/A	N/A	N/A

TOWN MEETING

2017 Town Meeting Member Attendance

Name	Address	Prec	Term	2/7	2/8	2/28	4/25	4/26	4/27	5/3	5/11	10/17	10/18
Judy B. Leerer	395 Winter Street	11	2019	0	0	1	1	0	0	0	0	1	1
Cynthia J. Laurora	11 Winter Lane	11	2019	1	1	1	1	1	1	1	1	1	1
Vacant	Vacant	11	2019	N/A	N/A	N/A	N/A	N/A	N/A	N/A	N/A	N/A	N/A
Matthew J. Damico	2 Cahill Park	11	2019	0	0	0	0	0	0	0	1	0	0
Arsene G. Bajakian	34 Gryzboska Circle	11	2018	1	1	0	1	1	0	1	1	1	1
Martin F. Mulvey	7 William J. Heights	11	2018	1	0	0	1	1	1	1	0	1	1
Christopher A. McGinty	49 Salem end Road	11	2018	1	1	0	1	1	1	1	0	0	1
Philip R. Ottaviani, Jr.	630 Salem End Road	11	2018	1	1	1	1	0	1	1	1	1	1
Betty H. Muto	35 Neville Road	12	2020	1	1	1	1	1	1	1	1	1	1
Michelle Quinn Smith	30 Swift Road	12	2020	1	0	0	0	0	0	0	0	0	0
David I. Hutchinson	36 Day Hill Road	12	2017	1	0	0	N/A	N/A	N/A	N/A	N/A	N/A	N/A
Thomas Scionti	12 Maple Street	12	2020	0	0	0	0	0	0	0	0	1	1
Lloyd Kaye	150 Maple St.	12	2019	1	1	0	1	0	0	0	1	0	0
Allan D. Smith	568 Franklin Street	12	2019	1	1	0	0	0	0	0	0	N/A	N/A
Sarah Ruth Cavicchi	547 Franklin Street	12	2019	1	0	1	1	1	0	0	0	1	0
Lynn B. Olson	24 Swift Road	12	2019	1	1	1	1	1	1	1	1	1	1
Vacant	Vacant	12	2019	N/A	N/A	N/A	N/A	N/A	N/A	N/A	N/A	N/A	N/A
Bradley C. Bauler	73 Main Street	12	2018	1	1	1	1	1	0	0	0	1	0
Edward J. Kross	559 Union Avenue 2	12	2018	1	1	1	1	1	1	1	1	1	1
Donald F. Shay	47 Georgetown Dr., 4	12	2018	1	0	0	1	0	1	0	0	1	1
Mark W. McClennan	14 Trafton Road	12	2018	0	0	1	0	0	0	1	1	1	1
Stewart Pologe	376 Concord Street	13	2020	N/A	N/A	N/A	N/A	1	1	1	1	1	1
Kara G. Fink	183 Warren Road	13	2017	0	0	0	N/A	N/A	N/A	N/A	N/A	N/A	N/A
Jennifer K. Martin	179 Warren Road	13	2020	1	0	0	N/A	N/A	N/A	N/A	N/A	N/A	N/A
Maria T. Figueroa	25 Shawmut Terrace	13	2020	N/A	N/A	N/A	1	0	1	1	1	1	1
Mark J. Dugan	224 Warren Road	13	2020	1	1	1	1	1	1	0	0	1	1
Thomas G. Tiger	48 Nelson Street	13	2019	0	0	0	0	0	0	0	0	0	0

TOWN MEETING

2017 Town Meeting Member Attendance

Name	Address	Prec	Term	2/7	2/8	2/28	4/25	4/26	4/27	5/3	5/11	10/17	10/18
Austin J. Nagle, Sr	46 Mansfield Street	13	2019	1	1	1	1	1	0	0	1	1	1
Walter F. Siggins, III	23 Warren Road	13	2019	1	1	0	1	1	0	1	1	1	1
Thomas K. Fitzpatrick	15 Hampden Road	13	2019	1	1	1	1	1	1	1	1	1	1
Rachel Beattie	61 Dennison Ave.	13	2018	1	1	1	N/A	N/A	N/A	N/A	N/A	N/A	N/A
Syed Yousuf Raheem	32 Oliver Street	13	2018	1	1	0	1	0	0	0	0	0	0
Christine Visminas	70 Dennison Avenue	13	2018	N/A	N/A	N/A	1	0	1	0	0	1	1
Rachel Beattie	61 Dennison Avenue	13	2018	1	1	1	1	0	1	1	1	1	1
Anna C. Cross	81 Dennison Avenue	13	2018	1	1	1	1	1	1	0	1	1	1
Robert D. Cushing	PO Box 225	14	2020	1	1	1	1	1	1	1	0	1	1
Beth P. Giobbe	3 Kingsbury Street	14	2020	1	1	1	1	1	0	0	1	1	1
James E. Quinn	24 Everit Avenue	14	2017	1	0	0	N/A	N/A	N/A	N/A	N/A	N/A	N/A
Michael S. Giobbe	3 Kingsbury Street	14	2020	1	1	1	0	0	0	0	0	1	1
Nancy B. Marchand	46 Wilson Drive	14	2019	1	1	0	1	0	0	0	1	1	1
Margareth Basilio Shepard	169 Arthur Street	14	2019	1	1	1	1	1	1	0	0	1	1
Lindsay Brainerd	4 Bishop Street, 407	14	2019	1	0	0	0	0	0	0	0	0	0
Carlos V. Valadares	27 Willis St., 12	14	2019	0	0	0	N/A	N/A	N/A	N/A	N/A	N/A	N/A
Nirka N Rosa	29 Webster St, #2	14	2019	0	0	0	0	0	0	0	1	0	0
Oscar Vise	15 Willis Street, 10	14	2018	N/A	N/A	N/A	0	1	1	1	0	0	0
Raymond E. Marchand, Jr.	46 Wilson Drive	14	2018	1	1	1	1	1	1	1	1	1	1
Jim M. Rizoli	94 Pond Street	14	2018	0	0	1	1	1	1	1	1	1	1
Lizette J. Ospina-Yemo	31 Wilson Drive	14	2018	1	0	1	0	0	0	0	0	0	0
Natasha Ezinma McDowall	980 Waverly Street	15	2017	0	0	0	N/A	N/A	N/A	N/A	N/A	N/A	N/A
Annmarie De Marini	91 Cedar Street	15	2020	0	0	0	0	0	0	0	0	0	0
Alfredo O. Garcia, Sr.	91 Cedar Street	15	2020	0	0	0	0	0	0	0	0	0	0
Thomas N. Grove	119 Cedar Street	15	2020	1	1	1	1	1	1	1	1	1	1
Vacant	Vacant	15	2019	N/A	N/A	N/A	N/A	N/A	N/A	N/A	N/A	N/A	N/A
Judith A. Grove	119 Cedar Street	15	2019	1	1	1	0	1	1	1	1	1	1

2017 Town Meeting Member Attendance

Name	Address	Prec	Term	2/7	2/8	2/28	4/25	4/26	4/27	5/3	5/11	10/17	10/18
Vacant	Vacant	15	2019	N/A	N/A	N/A	N/A	N/A	N/A	N/A	N/A	N/A	N/A
Randall S. Cohen	13 Seminole Avenue	15	2019	0	0	1	1	1	1	1	0	0	0
Thomas J. Driscoll, Jr.	89 Bethany Road 402	15	2018	1	0	0	0	0	0	1	0	0	0
Beverly C. Good	24 Hayes Street 2	15	2018	1	1	1	1	1	1	1	1	1	1
Thomas Barbieri	15 Daisley Place	15	2018	1	0	1	1	1	1	1	1	1	0
C. William Cook	35 Cove Avenue	15	2018	0	0	0	0	0	1	0	0	0	0
Vacant	Vacant	16	2017	N/A	N/A	N/A	N/A	N/A	N/A	N/A	N/A	N/A	N/A
Vacant	Vacant	16	2020	N/A	N/A	N/A	N/A	N/A	N/A	N/A	N/A	N/A	N/A
Janet Sinclair	58 Kendall Avenue	16	2020	1	1	0	1	1	1	1	1	1	0
William J. LaBarge	11 East Street	16	2020	1	1	1	1	1	1	1	1	1	1
Chante Renea Woodard	11 Aaron Street	16	2019	0	0	0	0	0	0	0	0	0	0
Vacant	Vacant	16	2019	N/A	N/A	N/A	N/A	N/A	N/A	N/A	N/A	N/A	N/A
Vacant	Vacant	16	2019	N/A	N/A	N/A	N/A	N/A	N/A	N/A	N/A	N/A	N/A
Vacant	Vacant	16	2019	N/A	N/A	N/A	N/A	N/A	N/A	N/A	N/A	N/A	N/A
Frank N. Demarco	92 South Street	16	2018	1	1	1	1	1	1	1	0	1	1
Vacant	Vacant	16	2018	N/A	N/A	N/A	N/A	N/A	N/A	N/A	N/A	N/A	N/A
Ronda H. Andrews	7 Kendall Avenue	16	2018	1	1	1	1	0	0	0	1	1	1
Kathleen T. DeMarco	92 South Street	16	2018	1	0	1	0	1	1	1	1	1	1
Joe C. Fonseca	248 Beaver Street	17	2020	1	1	0	0	0	0	0	0	1	1
Martin Ned Price	250 Beaver Street	17	2020	1	1	1	1	0	1	1	1	1	0
Laura E. Keith	93 A Taralli Terrace	17	2020	1	1	1	1	1	1	1	1	1	1
Vacant	Vacant	17	2017	N/A	N/A	N/A	N/A	N/A	N/A	N/A	N/A	N/A	N/A
Vacant	Vacant	17	2019	N/A	N/A	N/A	N/A	N/A	N/A	N/A	N/A	N/A	N/A
Vacant	Vacant	17	2019	N/A	N/A	N/A	N/A	N/A	N/A	N/A	N/A	N/A	N/A
Richard G. Baritz	1 Marian Road	17	2019	1	1	1	1	0	0	1	1	1	1
Vacant	Vacant	17	2019	N/A	N/A	N/A	N/A	N/A	N/A	N/A	N/A	N/A	N/A
Vacant	Vacant	17	2018	N/A	N/A	N/A	N/A	N/A	N/A	N/A	N/A	N/A	N/A

2017 Town Meeting Member Attendance

Name	Address	Prec	Term	2/7	2/8	2/28	4/25	4/26	4/27	5/3	5/11	10/17	10/18
Vacant	Vacant	17	2018	N/A	N/A	N/A	N/A	N/A	N/A	N/A	N/A	N/A	N/A
Vacant	Vacant	17	2018	N/A	N/A	N/A	N/A	N/A	N/A	N/A	N/A	N/A	N/A
Vacant	Vacant	17	2018	N/A	N/A	N/A	N/A	N/A	N/A	N/A	N/A	N/A	N/A
Gloria Pascual	34 Guild Road	18	2017	1	1	0	N/A	N/A	N/A	N/A	N/A	N/A	N/A
Vacant	Vacant	18	2020	N/A	N/A	N/A	N/A	N/A	N/A	N/A	N/A	N/A	N/A
Joseph O. Asaya	38 Guild Road	18	2020	1	0	0	0	0	0	0	0	0	0
Vacant	Vacant	18	2020	N/A	N/A	N/A	N/A	N/A	N/A	N/A	N/A	N/A	N/A
Jim Wade Hansen	23 Willis Avenue	18	2019	N/A	N/A	N/A	1	1	1	1	1	1	1
Gwenville A. Francis	34 Guild Road	18	2019	0	0	0	N/A	N/A	N/A	N/A	N/A	N/A	N/A
Vacant	Vacant	18	2019	N/A	N/A	N/A	N/A	N/A	N/A	N/A	N/A	N/A	N/A
Vacant	Vacant	18	2019	N/A	N/A	N/A	N/A	N/A	N/A	N/A	N/A	N/A	N/A
Donald Wendt	27 Draper Place	18	2018	N/A	N/A	N/A	0	0	0	0	0	0	0
Rosemary P. Jebari	4 Cedar Place	18	2018	0	0	1	0	0	0	1	0	1	1
Vacant	Vacant	18	2018	N/A	N/A	N/A	N/A	N/A	N/A	N/A	N/A	N/A	N/A
Aaron McCoppin	31 Wood Ave	18	2018	1	N/A	N/A	0	0	0	0	0	0	0

FEBRUARY 7, 2017 SPECIAL TOWN MEETING

ARTICLE 1

To see if the Town will vote to fund any collective bargaining agreements that have been settled, and to adopt any necessary changes to the salary schedules.

Pass any vote or take any action relative thereto.

Sponsor: Chief Financial Officer / Human Resources
February 7, 2017 Voted: That the Town approve the collective bargaining agreements listed below that have been settled, and adopt any necessary changes to the salary schedules as attached.

- Framingham School Police Association (School Crossing Guards)
- Department of Public Works LIUNA #1156
- Parks and Recreation LIUNA #1156

Passed Unanimously

ARTICLE 1 - ADDITIONAL MOTIONS/AMENDMENTS

February 7, 2017 Failed: Return article to Sponsor.

Gerald L. Bloomfield, Precinct 1

Framingham School Police
Mass Laborers' International Union
School Crossing Guards
July 1, 2016 - June 30, 2017

COLA 2% FY17

EFFECTIVE DATE	GROUP/ BU	GROUP/BU DESC	GRADE/RANK OR PAYBAND	DESCRIPTION	STEP/ LEVEL	ANNUAL SALARY
07/01/2016	CGRD	CROSSING GUARDS	CG 1	CROSSING GUARD1	1	$5,313
07/01/2016	CGRD	CROSSING GUARDS	CG 1	CROSSING GUARD1	2	$5,600
07/01/2016	CGRD	CROSSING GUARDS	CG 1	CROSSING GUARD1	3	$6,260
07/01/2016	CGRD	CROSSING GUARDS	CG 1	CROSSING GUARD1	4	$6,561
07/01/2016	CGRD	CROSSING GUARDS	CG 1	CROSSING GUARD1	5	$6,887
07/01/2016	CGRD	CROSSING GUARDS	CG 2	CROSSING GUARD2	1	$8,630
07/01/2016	CGRD	CROSSING GUARDS	CG 2	CROSSING GUARD2	2	$9,115
07/01/2016	CGRD	CROSSING GUARDS	CG 2	CROSSING GUARD2	3	$9,776
07/01/2016	CGRD	CROSSING GUARDS	CG 2	CROSSING GUARD2	4	$10,077
07/01/2016	CGRD	CROSSING GUARDS	CG 2	CROSSING GUARD2	5	$10,402

Department of Public Works
LIUNA, Local 1156 Union
July 1, 2016 - June 30, 2017

EFFECTIVE DATE	GROUP/BU	GROUP/BU DESC	GRADE/RANK OR PAYBAND	DESCRIPTION	STEP/LEVEL	ANNUAL SALARY
FY2017 0% COLA - Adjustment to New Salary Schedule						
7/1/2016	1156	DPW ONLY	W 02	DPW W 2	1A	$33,707
7/1/2016	1156	DPW ONLY	W 02	DPW W 2	1	$34,395
7/1/2016	1156	DPW ONLY	W 02	DPW W 2	2	$35,083
7/1/2016	1156	DPW ONLY	W 02	DPW W 2	3	$35,785
7/1/2016	1156	DPW ONLY	W 02	DPW W 2	4	$36,501
7/1/2016	1156	DPW ONLY	W 02	DPW W 2	5	$37,230
7/1/2016	1156	DPW ONLY	W 02	DPW W 2	6	$37,975
7/1/2016	1156	DPW ONLY	W 02	DPW W 2	7	$38,735
7/1/2016	1156	DPW ONLY	W 02	DPW W 2	8	$39,510
7/1/2016	1156	DPW ONLY	W 03	DPW W 3	1A	$34,719
7/1/2016	1156	DPW ONLY	W 03	DPW W 3	1	$35,427
7/1/2016	1156	DPW ONLY	W 03	DPW W 3	2	$36,136
7/1/2016	1156	DPW ONLY	W 03	DPW W 3	3	$36,859
7/1/2016	1156	DPW ONLY	W 03	DPW W 3	4	$37,595
7/1/2016	1156	DPW ONLY	W 03	DPW W 3	5	$38,347
7/1/2016	1156	DPW ONLY	W 03	DPW W 3	6	$39,114
7/1/2016	1156	DPW ONLY	W 03	DPW W 3	7	$39,897
7/1/2016	1156	DPW ONLY	W 03	DPW W 3	8	$40,695
7/1/2016	1156	DPW ONLY	W 04	DPW W 4	1A	$35,760
7/1/2016	1156	DPW ONLY	W 04	DPW W 4	1	$36,490
7/1/2016	1156	DPW ONLY	W 04	DPW W 4	2	$37,220
7/1/2016	1156	DPW ONLY	W 04	DPW W 4	3	$37,964
7/1/2016	1156	DPW ONLY	W 04	DPW W 4	4	$38,723
7/1/2016	1156	DPW ONLY	W 04	DPW W 4	5	$39,498
7/1/2016	1156	DPW ONLY	W 04	DPW W 4	6	$40,288
7/1/2016	1156	DPW ONLY	W 04	DPW W 4	7	$41,094

Department of Public Works
LIUNA, Local 1156 Union
July 1, 2016 - June 30, 2017

EFFECTIVE DATE	GROUP/BU	GROUP/BU DESC	GRADE/RANK OR PAYBAND	DESCRIPTION	STEP/LEVEL	ANNUAL SALARY
FY2017 0% COLA - Adjustment to New Salary Schedule						
7/1/2016	1156	DPW ONLY	W 04	DPW W 4	8	$41,916
7/1/2016	1156	DPW ONLY	W 05	DPW W 5	1A	$36,833
7/1/2016	1156	DPW ONLY	W 05	DPW W 5	1	$37,585
7/1/2016	1156	DPW ONLY	W 05	DPW W 5	2	$38,336
7/1/2016	1156	DPW ONLY	W 05	DPW W 5	3	$39,103
7/1/2016	1156	DPW ONLY	W 05	DPW W 5	4	$39,885
7/1/2016	1156	DPW ONLY	W 05	DPW W 5	5	$40,683
7/1/2016	1156	DPW ONLY	W 05	DPW W 5	6	$41,497
7/1/2016	1156	DPW ONLY	W 05	DPW W 5	7	$42,326
7/1/2016	1156	DPW ONLY	W 05	DPW W 5	8	$43,173
7/1/2016	1156	DPW ONLY	W 06	DPW W 6	1A	$37,938
7/1/2016	1156	DPW ONLY	W 06	DPW W 6	1	$38,712
7/1/2016	1156	DPW ONLY	W 06	DPW W 6	2	$39,487
7/1/2016	1156	DPW ONLY	W 06	DPW W 6	3	$40,276
7/1/2016	1156	DPW ONLY	W 06	DPW W 6	4	$41,082
7/1/2016	1156	DPW ONLY	W 06	DPW W 6	5	$41,904
7/1/2016	1156	DPW ONLY	W 06	DPW W 6	6	$42,741
7/1/2016	1156	DPW ONLY	W 06	DPW W 6	7	$43,596
7/1/2016	1156	DPW ONLY	W 06	DPW W 6	8	$44,468
7/1/2016	1156	DPW ONLY	W 07	DPW W 7	1A	$39,076
7/1/2016	1156	DPW ONLY	W 07	DPW W 7	1	$39,874
7/1/2016	1156	DPW ONLY	W 07	DPW W 7	2	$40,671
7/1/2016	1156	DPW ONLY	W 07	DPW W 7	3	$41,485
7/1/2016	1156	DPW ONLY	W 07	DPW W 7	4	$42,314
7/1/2016	1156	DPW ONLY	W 07	DPW W 7	5	$43,161

Department of Public Works
LIUNA, Local 1156 Union
July 1, 2016 - June 30, 2017

EFFECTIVE DATE	GROUP/BU	GROUP/BU DESC	GRADE/RANK OR PAYBAND	DESCRIPTION	STEP/LEVEL	ANNUAL SALARY
FY2017 0% COLA - Adjustment to New Salary Schedule						
7/1/2016	1156	DPW ONLY	W 07	DPW W 7	6	$44,024
FY2017 0% COLA - Adjustment to New Salary Schedule						
7/1/2016	1156	DPW ONLY	W 02	DPW W 2	1A	$33,707
7/1/2016	1156	DPW ONLY	W 02	DPW W 2	1	$34,395
7/1/2016	1156	DPW ONLY	W 02	DPW W 2	2	$35,083
7/1/2016	1156	DPW ONLY	W 02	DPW W 2	3	$35,785
7/1/2016	1156	DPW ONLY	W 02	DPW W 2	4	$36,501
7/1/2016	1156	DPW ONLY	W 02	DPW W 2	5	$37,230
7/1/2016	1156	DPW ONLY	W 02	DPW W 2	6	$37,975
7/1/2016	1156	DPW ONLY	W 02	DPW W 2	7	$38,735
7/1/2016	1156	DPW ONLY	W 02	DPW W 2	8	$39,510
7/1/2016	1156	DPW ONLY	W 03	DPW W 3	1A	$34,719
7/1/2016	1156	DPW ONLY	W 03	DPW W 3	1	$35,427
7/1/2016	1156	DPW ONLY	W 03	DPW W 3	2	$36,136
7/1/2016	1156	DPW ONLY	W 03	DPW W 3	3	$36,859
7/1/2016	1156	DPW ONLY	W 03	DPW W 3	4	$37,595
7/1/2016	1156	DPW ONLY	W 03	DPW W 3	5	$38,347
7/1/2016	1156	DPW ONLY	W 03	DPW W 3	6	$39,114
7/1/2016	1156	DPW ONLY	W 03	DPW W 3	7	$39,897
7/1/2016	1156	DPW ONLY	W 03	DPW W 3	8	$40,695
7/1/2016	1156	DPW ONLY	W 04	DPW W 4	1A	$35,760
7/1/2016	1156	DPW ONLY	W 04	DPW W 4	1	$36,490
7/1/2016	1156	DPW ONLY	W 04	DPW W 4	2	$37,220
7/1/2016	1156	DPW ONLY	W 04	DPW W 4	3	$37,964
7/1/2016	1156	DPW ONLY	W 04	DPW W 4	4	$38,723
7/1/2016	1156	DPW ONLY	W 04	DPW W 4	5	$39,498

Department of Public Works
LIUNA, Local 1156 Union
July 1, 2016 - June 30, 2017

EFFECTIVE DATE	GROUP/BU	GROUP/BU DESC	GRADE/RANK OR PAYBAND	DESCRIPTION	STEP/LEVEL	ANNUAL SALARY
FY2017 0% COLA - Adjustment to New Salary Schedule						
7/1/2016	1156	DPW ONLY	W 10	DPW W 10	4	$46,913
7/1/2016	1156	DPW ONLY	W 10	DPW W 10	5	$47,852
7/1/2016	1156	DPW ONLY	W 10	DPW W 10	6	$48,809
7/1/2016	1156	DPW ONLY	W 10	DPW W 10	7	$49,785
7/1/2016	1156	DPW ONLY	W 10	DPW W 10	8	$50,781
7/1/2016	1156	DPW ONLY	W 11	DPW W 11	1A	$45,058
7/1/2016	1156	DPW ONLY	W 11	DPW W 11	1	$46,087
7/1/2016	1156	DPW ONLY	W 11	DPW W 11	2	$47,124
7/1/2016	1156	DPW ONLY	W 11	DPW W 11	3	$48,066
7/1/2016	1156	DPW ONLY	W 11	DPW W 11	4	$49,028
7/1/2016	1156	DPW ONLY	W 11	DPW W 11	5	$50,008
7/1/2016	1156	DPW ONLY	W 11	DPW W 11	6	$51,008
7/1/2016	1156	DPW ONLY	W 11	DPW W 11	7	$52,029
7/1/2016	1156	DPW ONLY	W 11	DPW W 11	8	$53,069
7/1/2016	1156	DPW ONLY	W 12	DPW W 12	1A	$47,810
7/1/2016	1156	DPW ONLY	W 12	DPW W 12	1	$49,037
7/1/2016	1156	DPW ONLY	W 12	DPW W 12	2	$50,017
7/1/2016	1156	DPW ONLY	W 12	DPW W 12	3	$51,018
7/1/2016	1156	DPW ONLY	W 12	DPW W 12	4	$52,038
7/1/2016	1156	DPW ONLY	W 12	DPW W 12	5	$53,078
7/1/2016	1156	DPW ONLY	W 12	DPW W 12	6	$54,140
7/1/2016	1156	DPW ONLY	W 12	DPW W 12	7	$55,223
7/1/2016	1156	DPW ONLY	W 12	DPW W 12	8	$56,327
7/1/2016	1156	DPW ONLY	WH1	POL/FIRE MECH1	1A	$49,366
7/1/2016	1156	DPW ONLY	WH1	POL/FIRE MECH1	1	$50,373

Department of Public Works
LIUNA, Local 1156 Union
July 1, 2016 - June 30, 2017

EFFECTIVE DATE	GROUP/BU	GROUP/BU DESC	GRADE/RANK OR PAYBAND	DESCRIPTION	STEP/LEVEL	ANNUAL SALARY
FY2017 0% COLA - Adjustment to New Salary Schedule						
7/1/2016	1156	DPW ONLY	WH1	POL/FIRE MECH1	2	$51,481
7/1/2016	1156	DPW ONLY	WH1	POL/FIRE MECH1	3	$52,510
7/1/2016	1156	DPW ONLY	WH1	POL/FIRE MECH1	4	$53,761
7/1/2016	1156	DPW ONLY	WH1	POL/FIRE MECH1	5	$54,728
7/1/2016	1156	DPW ONLY	WH1	POL/FIRE MECH1	6	$55,878
7/1/2016	1156	DPW ONLY	WH1	POL/FIRE MECH1	7	$56,995
7/1/2016	1156	DPW ONLY	WH1	POL/FIRE MECH1	8	$58,135
7/1/2016	1156	DPW ONLY	WH2	POL/FIRE MECH2	1A	$51,354
7/1/2016	1156	DPW ONLY	WH2	POL/FIRE MECH2	1	$52,136
7/1/2016	1156	DPW ONLY	WH2	POL/FIRE MECH2	2	$53,179
7/1/2016	1156	DPW ONLY	WH2	POL/FIRE MECH2	3	$54,242
7/1/2016	1156	DPW ONLY	WH2	POL/FIRE MECH2	4	$55,327
7/1/2016	1156	DPW ONLY	WH2	POL/FIRE MECH2	5	$56,434
7/1/2016	1156	DPW ONLY	WH2	POL/FIRE MECH2	6	$57,562
7/1/2016	1156	DPW ONLY	WH2	POL/FIRE MECH2	7	$58,714
7/1/2016	1156	DPW ONLY	WH2	POL/FIRE MECH2	8	$59,888

Parks Department
Local 1156 Union
July 1, 2016 - June 30, 2017

EFFECTIVE DATE	GROUP/BU DESC	GRADE/RANK OR PAYBAND	DESCRIPTION	STEP/ LEVEL	ANNUAL SALARY
FY2017 0% COLA - Adjustment to New Salary Schedule					
07/01/2016	PARK & RECREATION 1156	W 02	DPW W 2	1	$34,395
07/01/2016	PARK & RECREATION 1156	W 02	DPW W 2	2	$35,083
07/01/2016	PARK & RECREATION 1156	W 02	DPW W 2	3	$35,784
07/01/2016	PARK & RECREATION 1156	W 02	DPW W 2	4	$36,500
07/01/2016	PARK & RECREATION 1156	W 02	DPW W 2	5	$37,230
07/01/2016	PARK & RECREATION 1156	W 02	DPW W 2	6	$37,975
07/01/2016	PARK & RECREATION 1156	W 02	DPW W 2	7	$38,734
07/01/2016	PARK & RECREATION 1156	W 02	DPW W 2	8	$39,510
07/01/2016	PARK & RECREATION 1156	W 03	DPW W 3	1	$35,427
07/01/2016	PARK & RECREATION 1156	W 03	DPW W 3	2	$36,136
07/01/2016	PARK & RECREATION 1156	W 03	DPW W 3	3	$36,858
07/01/2016	PARK & RECREATION 1156	W 03	DPW W 3	4	$37,596
07/01/2016	PARK & RECREATION 1156	W 03	DPW W 3	5	$38,347
07/01/2016	PARK & RECREATION 1156	W 03	DPW W 3	6	$39,114
07/01/2016	PARK & RECREATION 1156	W 03	DPW W 3	7	$39,896
07/01/2016	PARK & RECREATION 1156	W 03	DPW W 3	8	$40,695
07/01/2016	PARK & RECREATION 1156	W 04	DPW W 4	1	$36,489
07/01/2016	PARK & RECREATION 1156	W 04	DPW W 4	2	$37,220
07/01/2016	PARK & RECREATION 1156	W 04	DPW W 4	3	$37,964
07/01/2016	PARK & RECREATION 1156	W 04	DPW W 4	4	$38,723
07/01/2016	PARK & RECREATION 1156	W 04	DPW W 4	5	$39,497
07/01/2016	PARK & RECREATION 1156	W 04	DPW W 4	6	$40,288
07/01/2016	PARK & RECREATION 1156	W 04	DPW W 4	7	$41,092
07/01/2016	PARK & RECREATION 1156	W 04	DPW W 4	8	$41,916

Parks Department
Local 1156 Union
July 1, 2016 - June 30, 2017

EFFECTIVE DATE	GROUP/BU DESC	GRADE/RANK OR PAYBAND	DESCRIPTION	STEP/ LEVEL	ANNUAL SALARY
FY2017 0% COLA - Adjustment to New Salary Schedule					
07/01/2016	PARK & RECREATION 1156	W 05	DPW W 5	1	$37,584
07/01/2016	PARK & RECREATION 1156	W 05	DPW W 5	2	$38,336
07/01/2016	PARK & RECREATION 1156	W 05	DPW W 5	3	$39,102
07/01/2016	PARK & RECREATION 1156	W 05	DPW W 5	4	$39,884
07/01/2016	PARK & RECREATION 1156	W 05	DPW W 5	5	$40,683
07/01/2016	PARK & RECREATION 1156	W 05	DPW W 5	6	$41,496
07/01/2016	PARK & RECREATION 1156	W 05	DPW W 5	7	$42,326
07/01/2016	PARK & RECREATION 1156	W 05	DPW W 5	8	$43,172
07/01/2016	PARK & RECREATION 1156	W 06	DPW W 6	1	$38,713
07/01/2016	PARK & RECREATION 1156	W 06	DPW W 6	2	$39,487
07/01/2016	PARK & RECREATION 1156	W 06	DPW W 6	3	$40,275
07/01/2016	PARK & RECREATION 1156	W 06	DPW W 6	4	$41,082
07/01/2016	PARK & RECREATION 1156	W 06	DPW W 6	5	$41,904
07/01/2016	PARK & RECREATION 1156	W 06	DPW W 6	6	$42,742
07/01/2016	PARK & RECREATION 1156	W 06	DPW W 6	7	$43,597
07/01/2016	PARK & RECREATION 1156	W 06	DPW W 6	8	$44,468
07/01/2016	PARK & RECREATION 1156	W 07	DPW W 7	1	$39,874
07/01/2016	PARK & RECREATION 1156	W 07	DPW W 7	2	$40,670
07/01/2016	PARK & RECREATION 1156	W 07	DPW W 7	3	$41,484
07/01/2016	PARK & RECREATION 1156	W 07	DPW W 7	4	$42,313
07/01/2016	PARK & RECREATION 1156	W 07	DPW W 7	5	$43,160
07/01/2016	PARK & RECREATION 1156	W 07	DPW W 7	6	$44,023
07/01/2016	PARK & RECREATION 1156	W 07	DPW W 7	7	$44,903
07/01/2016	PARK & RECREATION 1156	W 07	DPW W 7	8	$45,802

Parks Department
Local 1156 Union
July 1, 2016 - June 30, 2017

EFFECTIVE DATE	GROUP/BU DESC	GRADE/RANK OR PAYBAND	DESCRIPTION	STEP/ LEVEL	ANNUAL SALARY
FY2017 0% COLA - Adjustment to New Salary Schedule					
07/01/2016	PARK & RECREATION 1156	W 08	DPW W 8	1	$41,070
07/01/2016	PARK & RECREATION 1156	W 08	DPW W 8	2	$41,891
07/01/2016	PARK & RECREATION 1156	W 08	DPW W 8	3	$42,729
07/01/2016	PARK & RECREATION 1156	W 08	DPW W 8	4	$43,584
07/01/2016	PARK & RECREATION 1156	W 08	DPW W 8	5	$45,124
07/01/2016	PARK & RECREATION 1156	W 08	DPW W 8	6	$45,344
07/01/2016	PARK & RECREATION 1156	W 08	DPW W 8	7	$46,251
07/01/2016	PARK & RECREATION 1156	W 08	DPW W 8	8	$47,176
07/01/2016	PARK & RECREATION 1156	W 09	DPW W 9	1	$42,507
07/01/2016	PARK & RECREATION 1156	W 09	DPW W 9	2	$43,358
07/01/2016	PARK & RECREATION 1156	W 09	DPW W 9	3	$44,225
07/01/2016	PARK & RECREATION 1156	W 09	DPW W 9	4	$45,109
07/01/2016	PARK & RECREATION 1156	W 09	DPW W 9	5	$46,012
07/01/2016	PARK & RECREATION 1156	W 09	DPW W 9	6	$46,931
07/01/2016	PARK & RECREATION 1156	W 09	DPW W 9	7	$47,869
07/01/2016	PARK & RECREATION 1156	W 09	DPW W 9	8	$48,828
07/01/2016	PARK & RECREATION 1156	W 10	DPW W 10	1	$43,994
07/01/2016	PARK & RECREATION 1156	W 10	DPW W 10	2	$44,874
07/01/2016	PARK & RECREATION 1156	W 10	DPW W 10	3	$45,772
07/01/2016	PARK & RECREATION 1156	W 10	DPW W 10	4	$46,688
07/01/2016	PARK & RECREATION 1156	W 10	DPW W 10	5	$47,622
07/01/2016	PARK & RECREATION 1156	W 10	DPW W 10	6	$48,574
07/01/2016	PARK & RECREATION 1156	W 10	DPW W 10	7	$49,546
07/01/2016	PARK & RECREATION 1156	W 10	DPW W 10	8	$50,536

Parks Department
Local 1156 Union
July 1, 2016 - June 30, 2017

EFFECTIVE DATE	GROUP/BU DESC	GRADE/RANK OR PAYBAND	DESCRIPTION	STEP/ LEVEL	ANNUAL SALARY
FY2017 0% COLA - Adjustment to New Salary Schedule					
07/01/2016	PARK & RECREATION 1156	W 11	DPW W 11	1	$45,535
07/01/2016	PARK & RECREATION 1156	W 11	DPW W 11	2	$46,444
07/01/2016	PARK & RECREATION 1156	W 11	DPW W 11	3	$47,374
07/01/2016	PARK & RECREATION 1156	W 11	DPW W 11	4	$48,323
07/01/2016	PARK & RECREATION 1156	W 11	DPW W 11	5	$49,288
07/01/2016	PARK & RECREATION 1156	W 11	DPW W 11	6	$50,274
07/01/2016	PARK & RECREATION 1156	W 11	DPW W 11	7	$51,280
07/01/2016	PARK & RECREATION 1156	W 11	DPW W 11	8	$52,306
07/01/2016	PARK & RECREATION 1156	WH1	POL/FIRE MECH1	1	$49,633
07/01/2016	PARK & RECREATION 1156	WH1	POL/FIRE MECH1	2	$50,625
07/01/2016	PARK & RECREATION 1156	WH1	POL/FIRE MECH1	3	$51,638
07/01/2016	PARK & RECREATION 1156	WH1	POL/FIRE MECH1	4	$52,670
07/01/2016	PARK & RECREATION 1156	WH1	POL/FIRE MECH1	5	$53,724
07/01/2016	PARK & RECREATION 1156	WH1	POL/FIRE MECH1	6	$54,798
07/01/2016	PARK & RECREATION 1156	WH1	POL/FIRE MECH1	7	$55,894
07/01/2016	PARK & RECREATION 1156	WH1	POL/FIRE MECH1	8	$57,013
07/01/2016	PARK & RECREATION 1156	WH2	POL/FIRE MECH2	1	$51,370
07/01/2016	PARK & RECREATION 1156	WH2	POL/FIRE MECH2	2	$52,397
07/01/2016	PARK & RECREATION 1156	WH2	POL/FIRE MECH2	3	$53,446
07/01/2016	PARK & RECREATION 1156	WH2	POL/FIRE MECH2	4	$54,515
07/01/2016	PARK & RECREATION 1156	WH2	POL/FIRE MECH2	5	$55,605
07/01/2016	PARK & RECREATION 1156	WH2	POL/FIRE MECH2	6	$56,717
07/01/2016	PARK & RECREATION 1156	WH2	POL/FIRE MECH2	7	$57,851
07/01/2016	PARK & RECREATION 1156	WH2	POL/FIRE MECH2	8	$59,008

TOWN OF FRAMINGHAM

COST ANALYSIS - COLLECTIVE BARGAINING AGREEMENT
School Crossing Guards

	Base Year	Year 1 FY2017	Year 2 FY2018	Year 3 FY2019	Total - 3 years
COLA		2%	1%	1%	
COLA Impacted Compensation:					
Total Base Compensation (17 Funded Posts)	126,358	128,885	130,174	131,476	390,535
Steps	1,858	1,895	1,914	1,933	5,743
SUBTOTAL:	$ 128,216	$ 130,780	$ 132,088	$ 133,409	$ 396,277
Other Non COLA Compensation or Cost:					
Stipend Increase - Clothing Allowance add $25 effective FY18; add $25 effective FY19	7,650	7,650	8,075	8,500	24,225
Bonus Increase for Sick Leave - Effective FY17 $450 if no sick days used within a school year; $300 if one sick day used within a school year. FY18 add $50 to equal $500 for no sick days used. FY19 add $50 to equal $550 for no sick days used. (Calcuations are based on budgeted amounts for this line item based on estimated historical use)	2,000	3,200	3,600	4,000	10,800
Training Stipend - Effective FY18 CPR & First Aid Training $25; FY19 Add $25	3,400	3,400	3,825	4,250	11,475
SUBTOTAL:	$ 13,050	$ 14,250	$ 15,500	$ 16,750	$ 46,500
TOTAL ALL COMPENSATION	**$ 141,266**	**$ 145,030**	**$ 147,588**	**$ 150,159**	**$ 442,777**
TOTAL YEAR TO YEAR INCREMENTAL CHANGE		**3,764**	**2,558**	**2,571**	**8,893**
		2.66%	**1.76%**	**1.74%**	**6.30%**
YEAR-TO-YEAR CUMULATIVE IMPACTS:					
Base Year for 3 Years	141,266	141,266	141,266	141,266	423,798
1 year Cumulative Change in Cost		3,764	3,764	3,764	11,293
2nd Year Cumulative Cost			2,558	2,558	5,116
3rd Year Cumulative Cost				2,571	2,571
Total Cumulative Base Compensation		$ 141,266	$ 141,266	$ 141,266	$ 423,798
Total Cumulative New Compensation		$ 145,030	$ 147,588	$ 150,159	$ 442,777
Total 3 year Change		**$ 3,764**	**$ 6,322**	**$ 8,893**	**$ 18,979**
Total Per Cent Change		**2.66%**	**4.48%**	**6.30%**	**4.48%**

MEMORANDUM OF AGREEMENT
BETWEEN
THE TOWN OF FRAMINGHAM AND
THE FRAMINGHAM SCHOOL POLICE
MASS LABORERS' INTERNATIONAL UNION

July 1, 2016 – June 30, 2019

The following constitutes an Agreement Between the parties, subject to ratification by the Union and approval by Town Meeting, and shall be an amendment to the Collective Bargaining Agreement that expired on June 30, 2016. The articles listed below have been modified from the current agreement. Articles not listed below have not been amended, but shall be included in the final Collective Bargaining Agreement between the parties.

The Town of Framingham and the Framingham School Police agree to the following contract modifications:

1. **Duration:**

   a. Three year contract from 7/1/2016-6/30/2019.

2. **Wages Article XVI:**

   a. Adjustment to base wage:

July 1, 2016	2%
July 1, 2017	1%
July 1, 2018	1%

3. **Clothing Allowance Article X:**

   a. Effective July 1, 2017 an increase of $25
   b. Effective July 1, 2018 an increase of $25

4. **Leaves Article XII:**

   a. At the start of each school year, in the first meeting, members of the bargaining unit will receive a statement of their leave accruals.

5. **Leave Sick Time use Article XII:**

   a. Any Bargaining unit member who uses no sick days in any full school year will receive a bonus of $450 in the last paycheck in June of each year.
   b. Effective 7/1/2017, add $50, to equal $500
   c. Effective 7/1/18, add $50, to equal $550
   d. Any Bargaining unit member who uses 1 sick day in any full school year will receive a bonus of $300.

6. **Salaries and Wages: Article VII:**

   a. Employees who work a single post will be paid for 1.5 hours per day.
   b. Employees who work a double post will be paid for 3 hours per day.

TOWN OF FRAMINGHAM

COST ANALYSIS - COLLECTIVE BARGAINING AGREEMENT
Department of Public Works, LIUNA, Local 1156

	Base Year	Year 1 FY2017	Year 2 FY2018	Year 3 FY2019	Total - 3 years
COLA		0%	1%	1%	
COLA Impacted Compensation:					
Total Base Compensation (88 FTE)	3,951,080	3,951,080	3,990,590	4,030,496	11,972,166
Adjustment to New Salary Schedule	45,292	92,694	93,621	94,557	280,871
Weekend Differential	17,298	35,338	35,692	36,049	107,079
Steps			86,638	84,251	170,889
SUBTOTAL:	$ 4,013,669	$ 4,079,112	$ 4,206,541	$ 4,245,353	$ 12,531,005
Other Non COLA Compensation or Cost:					
Stipend Increase - Storm Watch Stipend Increased from $400 to $500 annually. Employees hired or returning to work on or after Nov 1st shall receive $400 employed as of Dec 1st, $300 employed as of Jan 1st, $200 employed as of Feb 1st, $100 employed as of March 1st	31,600	43,500	43,500	43,500	130,500
Stipend Increase - Meals Compensation increased from $6 to $7 for morning meal and from $10 to $15 for evening meals during snow events.	9,730	12,584	12,584	12,584	37,752
Stipend Increase - On Call Stipend Increased by $30 per week	43,605	45,165	45,165	45,165	135,495
Stipend Increase - Mechanics Stipend Increased to $300	2,000	2,400	2,400	2,400	7,200
SUBTOTAL:	$ 86,935	$ 103,649	$ 103,649	$ 103,649	$ 310,947
TOTAL ALL COMPENSATION	**$ 4,100,604**	**$ 4,182,761**	**$ 4,310,190**	**$ 4,349,002**	**$ 12,841,952**
TOTAL YEAR TO YEAR INCREMENTAL CHANGE		**82,156**	**127,429**	**38,812**	**248,397**
		2.00%	**3.05%**	**0.90%**	**6.06%**
YEAR-TO-YEAR CUMULATIVE IMPACTS:					
Base Year for 3 Years	4,100,604	4,100,604	4,100,604	4,100,604	12,301,813
1 year Cumulative Change in Cost		82,156	82,156	82,156	246,469
2nd Year Cumulative Cost			127,429	127,429	254,858
3rd Year Cumulative Cost				38,812	38,812
Total Cumulative Base Compensation		$ 4,100,604	$ 4,100,604	$ 4,100,604	$ 12,301,813
Total Cumulative New Compensation		$ 4,182,761	$ 4,310,190	$ 4,349,002	$ 12,841,952
Total 3 year Change		**$ 82,156**	**$ 209,586**	**$ 248,397**	**$ 540,139**
Total Per Cent Change		**2.00%**	**5.11%**	**6.06%**	**4.39%**

Memoranda of Agreement
Between
The Town of Framingham
And
DPW LIUNA, Local 1156

1. **Wages Article XVI:**
   a. Adjustment to base wage:

July 1, 2016	0%
July 1, 2017	1%
July 1, 2018	1%

   b. Salary Schedule:
   Attachment A

2. **Membership in the Union Article IV:**
   a. Add language from Apprentice settlement agreement (attached) and change Title to Trainee agreement.

3. **Holidays Article XI:**
   a. Holidays section states that any other holiday or emergency declared by the President, Congress, Governor or General Court as a paid holiday. Remove word "emergency."

4. **Vacation Article XIII:**
   a. Vacations states employees with two (2) weeks' vacation must take one week in intervals of no less than five (5) consecutive days … eliminate this language.

5. **Vacation Article XIII:**
   a. Employees who are called in while on an approved vacation, personal day, and compensatory day will have the vacation, personal day, or compensatory day restored to the employee's accrued vacation, personal or compensatory day leave.

6. **Storm Watch Stipend:**

   a. Effective 11/1/2013 employees will receive a $500 stipend, annually for Snow related duties between November 15th and April 15th, in recognition of the limitations placed on winter vacations. For those employees hired or returning to work on or after November 1st eligibility is as follows:

1. Employee as of November 1st	100%	$500
2. Employee as of December 1st	80%	$400
3. Employee as of January 1st	60%	$300
4. Employee as of February 1st	40%	$200
5. Employee as of March 1st	20%	$100

7. **Union Proposal #5**

   a. At least one "stand-by" employee, the one with the least amount of overtime hours, who is participating in the "stand-by" program, will be first called when overtime is required within their respective Division. The Town acknowledges the need for additional personnel for safety sensitive functions.

8. **Wages Article XVI:**
    a. Shift Differentials: Change to employees working either Saturday, Sunday, or both as part of their normal work week shall receive a 9% differential for each weekend day worked.
    b. HMEO's who are responsible for safety as the competent person at trench sites will be graded as WH-1's on Attachment A.
    c. Employees currently in six (6) month probationary period will start 1 grade below actual grade at step 1a and upon successful completion of the probationary period, move to bottom step of grade.
    d. An employee who works temporarily at a higher graded position, shall have their pay increased as follows:
        i. One grade increase will receive an adjustment on the new pay range by multiplying the current base salary by 3% and placed on the next higher step that is at least a 3% above their regular rate.

9. **Overtime Article XVII, Section 4:**
    a. Section 6. Add sentence/change to "employees will not be required to report in on a call in or call back unless they are guaranteed a minimum of four (4) hours pay at time and one-half (1 ½) except if the call back work begins within one hour of the start of their scheduled shift, and the employee is already at work, they will get paid for two (2) hours worked at the overtime rate. The aforementioned hours will be paid at double time rate for call backs after 11 pm.
    b. **Effective 11/6/2016** employees who work twelve (12) straight hours prior to their next normally scheduled work day, will be paid time and one-half (1½) for all hours worked in that next normally scheduled work day.

10. **Licensing and Training Certifications Article XXVI:**
    a. Typo page 25: "These stipends are in addition to and **NOT** subject to the aforementioned $3,000 limit."
    b. Effective 7/1/2017 add the following language "an employee who for any reason does not possess all of the licenses and/or certifications required as a component of their job description shall not be eligible for participation in the stipend program until they have received said licenses".

11. **Temporary Position, Temporary Appointment, Probationary Period and Seniority Article VIII**:
    a. Add to Section 2: Bargaining unit employees cannot apply/bid on another position within the bargaining unit during the first 6 months after obtaining a position.

    b. Add Section 6: Trainee Program: In recognition of the success of the DPW Trainee program, Department of Public Works, LIUNA, Local 1156 ("the Union"), and the Town of Framingham ("the Town") hereby agree to the following:

        1. Employees hired into the Trainee program shall be included as members of the bargaining unit and added to the recognition clause, Article III, Section 1 of the collective bargaining agreement.

        2. Trainee employees will have six months to pass their CDL test and acquire the following qualifications:
            a. CDL Class B license.
            b. Air brakes endorsement
            c. Hoisting Machinery license 2B (Backhoes and front-end loaders)

3. Failure to obtain the required qualifications listed above may be grounds for immediate termination at the end of the six months' probationary period.

4. Trainee employees shall serve a six months' probationary period during which they must obtain the qualifications above. The six months' probationary period may be extended, due to unusual circumstances, up to an additional six months' period upon agreement by both the Town and the Union. The Town and the Union acknowledge that Trainee employees, like other new hires, who are found to be unsatisfactory to the Director or his designee are subject to termination pursuant to Article VIII, Section 2 of the collective bargaining agreement, regardless of whether they have obtained the qualifications above.

5. Trainee employees shall receive full benefits of the collective bargaining agreement the same as all new hires to the bargaining unit, including payment of Union dues in order to receive the full benefits of the Union.

12. **Work Week, Work Day and Work Conditions Article XV:**
    a. Section 7: Increase in meal compensation: Seven ($7) for morning meals and Fifteen ($15) for evening meals.

13. **Wages Article XVI:**
    a. Any employee required to carry an electronic device for on call purposes will receive $125 as of 11/6/2016.

14. **Bereavement Leave Article XXI:**
    a. In the event of a death in an employee's immediate family, he/she shall be eligible for up to five (5) days leave with pay. Immediate family as used herein shall consist of (spouse) wife, husband, child, mother, father, sister, brother, mother-in-law, father-in-law, sister-in-law, brother-in-law, grandparents or legal guardian.

15. **Miscellaneous Article XXV:**
    a. Section 4: Increase Mechanics Stipend to $300.

16. **Duration Article XXXV**:
    a. Update language to read "effective July 1, 2016 and will continue in full force and effect through June 30, 2019"

TOWN OF FRAMINGHAM

COST ANALYSIS - COLLECTIVE BARGAINING AGREEMENT
Parks Department, Local 1156

	Base Year	Year 1 FY2017	Year 2 FY2018	Year 3 FY2019	Total - 3 years
COLA		0%	1%	1%	
COLA Impacted Compensation:					
Total Base Compensation (12 FTE)	508,668	508,668	513,755	518,892	1,541,315
Steps		2,989	3,019	3,049	9,056
SUBTOTAL:	$ 508,668	$ 511,657	$ 516,773	$ 521,941	$ 1,550,371
Other Non COLA Compensation or Cost:					
Stipend Increase - Storm Watch Stipend Increased from $200 to $250 annually. Designated for employees who are to be on-call for the DPW to participate in snow plowing operations for the entire snow season.	800	1,000	1,000	1,000	3,000
Stipend Increase - Add CPR & First Aid training to Safety Training and Increase Stipend from $475 to $600 annually.	5,700	7,200	7,200	7,200	21,600
Stipend Increase - Mechanic tool stipend increased from $250 to $300 annually	250	300	300	300	900
SUBTOTAL:	$ 6,750	$ 8,500	$ 8,500	$ 8,500	$ 25,500
TOTAL ALL COMPENSATION	**$ 515,418**	**$ 520,157**	**$ 525,273**	**$ 530,441**	**$ 1,575,871**
TOTAL YEAR TO YEAR INCREMENTAL CHANGE		**4,739**	**5,117**	**5,168**	**15,023**
		0.92%	**0.98%**	**0.98%**	**2.91%**
YEAR-TO-YEAR CUMULATIVE IMPACTS:					
Base Year for 3 Years	515,418	515,418	515,418	515,418	1,546,254
1 year Cumulative Change in Cost		4,739	4,739	4,739	14,216
2nd Year Cumulative Cost			5,117	5,117	10,233
3rd Year Cumulative Cost				5,168	5,168
Total Cumulative Base Compensation		$ 515,418	$ 515,418	$ 515,418	$ 1,546,254
Total Cumulative New Compensation		$ 520,157	$ 525,273	$ 530,441	$ 1,575,871
Total 3 year Change		**$ 4,739**	**$ 9,855**	**$ 15,023**	**$ 29,617**
Total Per Cent Change		**0.92%**	**1.91%**	**2.91%**	**1.92%**

MEMORANDUM OF AGREEMENT

This Memorandum of Agreement is entered into this _____ day of _____, 2016 by and between the Town of Framingham and the Framingham Parks Department, Local 1156. The purpose of this Memorandum of Agreement is to extend the Collective Bargaining Agreement between the parties, which expired on June 30, 2016. To the extent that the Collective Bargaining Agreement is not modified by this memorandum, then said Collective Bargaining Agreement shall remain in full force and effect.

NOW THEREFORE, the parties do hereby agree to the following revisions/amendments/modifications to the Collective Bargaining Agreement which expired on June 30, 2016.

1. **ARTICLE XVI - WAGES**

   a. Adjustment to base wage:

      July 1, 2016 – 0%
      July 1, 2017 – 1%
      July 1, 2018 – 1%

   b. Salary Schedule: New steps: Schedule B

2. **ARTICLE XII - CLOTHING ALLOWANCE**

   The Town agrees to provide employees with personal safety equipment including work gloves, safety goggles, dust masks, earplugs, reflector shirts and foul weather gear.

3. **ARTICLE XIV – GRIEVANCE**

   Section 3:
   a. Change step 1 of grievance process to file a grievance to "within ten (10) working days after the occurrence of the events which the grievance is based."
   b. Change step 1 of grievance process to the division of department head provides a "response to the grievance will be made within ten (10) working days."
   c. Step 3: Change Mass Board of Conciliation and Arbitration to Division of Labor Relations.

4. **ARTICLE XVII – STORM WATCH STIPEND**

   Section 7: Increase stipend to $250.00. The stipend is only available to those employees who are on call for the entire snow season.

5. **ARTICLE XXV – MISCELLANEOUS**

   Increase Mechanics tool allowance to $300.00 per year.

6. **ARTICLE XXVIII – PERSONAL DAY**

   a. Newly hired full time regular employees shall be granted personal leave according to the following schedule:

First Day of Employment:	Personal Days:
July 1 – December 31	2 days
January 1 – June 30	1 day

   Each permanent non-represented full-time and part time employee shall be granted two personal days in each fiscal year in accordance with town policy.

7. **ARTICLE XXXIII – TRAINING STIPEND**

   Add CPR and First Aid training and increase training stipend to $600.00.

8. **ARTICLE XXXVI – DURATION**

   Amend language to read "effective July 1, 2016 and will continue in full force and effect through June 30, 2019.

SIGNED THIS _____ DAY OF _____, 2016.

For the Public Employees' Local 1156:

_____

_____

_____

For the Town of Framingham:

_____

_____

ARTICLE 2

To see if the Town will vote to determine what sum or sums of money the Town will appropriate and raise, or transfer from available funds, for the operations of the Town of Framingham, including debt and interest for Fiscal Year 2017 (July 1, 2016 – June 30, 2017) and to see what budgets for Fiscal Year 2017 will be reduced to offset said appropriations.

Pass any vote or take any action relative thereto.

Sponsor: Chief Financial Officer
February 7, 2017 Voted: That the Town Clerk stipend be amended to $100,430, and that the following FY2017 budget adjustment be made:

Transfer	To	From
Town Clerk Stipend	$3,397	
Town Clerk Department		$3,397

Passed unanimously

ARTICLE 3

To see if the Town will vote authorize payment to settle the litigation matter entitled Fox v. Town of Framingham et. al, United States District Court Civil Action No. 1:14-cv-10337-FDS, and approve said settlement pursuant to Article II, Section 1.4 of the General Bylaws.

Pass any vote or take any action relative thereto.

Sponsor: School Committee
February 7, 2017 Voted: That the Town authorize a $50,000 payment from the Framingham Public School budget to settle the litigation matter entitled Fox vs. Town of Framingham et. Al, United States District Court Civil Action No. 1:14-cv-10337-FDS, and approve said settlement pursuant to Article II, Section 1.4 of the General Bylaws.

ARTICLE 4

To see if the Town will vote to authorize payment to settle the litigation matter entitled Amanda Cote vs. Framingham School Committee, United States District Court Civil Action No. 1:16-cv-11679-PBS, and approve said settlement pursuant to Article II, Section 1.4 of the General Bylaws.

Pass any vote or take any action relative thereto.

Sponsor: School Committee
February 7, 2017 Voted: That the authorize a $37,000 payment from the Framingham Public School budget to settle the litigation matter entitled Amanda Cote vs. Framingham School Committee, United States District Court Civil Action No. 1:16-cv-11679-PBS, and approve said settlement pursuant to Article II, Section 1.4 of the General Bylaws.

ARTICLE 5

To see if Town Meeting will vote to make a recommendation to the residents of the Town as to whether Framingham should adopt or reject the proposed city form of government described in the Framingham Home Rule Charter.

Sponsor: Mel Warshaw, Chair, Govt. Study Committee
Brad Bauler, Vice Chair, Govt. Study Committee
February 7, 2017 Voted: Motion in the form of a resolution expressing opposition to the proposed city charter WHEREAS, the description of the executive branch in the proposed city charter vests too much power and authority in a mayor; and WHEREAS, the proposed city charter provides for too few elected representatives in the legislative branch; NOW, THEREFORE, BE IT RESOLVED, that the Town Meeting encourages the Town of Framingham to reject the proposed city charter.

ARTICLE 5 - ADDITIONAL MOTIONS/AMENDMENTS

February 7, 2017 Failed: Move to amend by replacement of the original text with the following resolution:

Town Meeting recognizes the significance of the proposed charter and encourages all Framingham voters, before casting their vote, to look into both the proposed City charter and our current Town form of government. Understand the details and consider what is best, not just for yourself, but for your community and Framingham overall.

As individuals, Town Meeting members' opinions' vary, but as a body Town Meeting does not believe it should make a recommendation for or against the proposed City Charter.

Richard Baritz, Precinct 15

February 7, 2017 Failed:

Whereas, Framingham is a great community in which to live, learn, work and play;

Whereas, Framingham's current system of government, through no fault of the dedicated volunteers who serve in it, is ineffective and unable to make efficient, informed decisions, to meet the needs of a modern, complex community of 70,000 people or to effectively represent the interests of all the community's neighborhoods;

Whereas, Framingham voters voted overwhelmingly on March 29, 2016, to form a Charter Commission and elected reform-minded Commissioners;

Whereas, Framingham Charter Commission convened 57 meetings and 7 public hearings to gather input from residents, community leaders and experts in municipal government to help determine the most inclusive and effective form of government for our community, and drafted for voters consideration – through a transparent, open, participatory and iterative process – a Home Rule Charter to reform, reconstitute and reinvigorate our local government;

Whereas, the Framingham Home Rule Charter proposes to voters a strong, collaborative and accountable elected executive, able to advocate on our behalf with leaders in industry, government and society;

Whereas, the Framingham Home Rule Charter proposes to voters a legislative branch, elected by the people of our neighborhoods and accountable to every segment of our diverse community that serves the important role of providing effective checks and balances to the executive branch of governments so that ensures everyone's voice is heard in our decision-making process;

Whereas, the Framingham Home Rule Charter provides a strong voice for our students, parents, and teachers, and includes mechanisms that ensures that municipal leaders work cooperatively, collaboratively and in concert with the School Department; and,

Whereas, the Framingham Home Rule Charter proposes clear mechanisms for public participation, input and redress, including the ability to recall elected officials.

Therefore, the Town Meeting of the Town of Framingham hereby requests that the voters of Framingham acknowledge the dedication and diligence of the hundreds and hundreds of volunteers that making Framingham's government work; and,

Therefore, the Town Meeting of the Town of Framingham hereby respectfully requests that the voters of Framingham adopt at the annual Town election the Home Rule Charter proposed by its Charter Commission on Tuesday, April 4, 2017.

Jake Bajakian, Tom Barbieri, Bob Bolles, Mike Bower, Karen Dempsey, Peter DeVito, Mark Duggan, Joe Fonseca, Liberatore, Janet Leombruno, Steve Malchman, Nancy Marchand, Ray Marchand, Martin Mulvey, Keith Nelson, Joe Norton, Bill Osborne, Phillip Ottaviani, Nicholas Paganella, Samir Parikh, Jennifer Ryan, Carol Sanchez, Rachel Scanlon, Michelle Smith, Bob Snider, Adam Steiner

ARTICLE 6

To see if the Town of Framingham will vote to authorize the Board of Selectmen to enter into a contract or contracts for the disposal of Municipal Solid Waste for a period not to exceed five (5) years.

Pass any vote or take any action relative thereto:

Sponsor: Department of Public Works

February 8, 2017 Voted: That the Board of Selectmen be authorized to enter into a contract or contracts for the disposal of Municipal Solid Waste for a period not to exceed five (5) years.

ARTICLE 7

To see if the Town will vote to authorize the Board of Selectmen to enter into alternate energy net metering credit purchase agreements, including solar energy and related net electricity metering credits, for a term not to exceed 20 years on such terms and conditions as the Board of Selectmen deem in the best interest of the Town.

Pass any vote or take any action relative thereto.

Sponsor: Chief Financial Officer

February 8, 2017 Voted: That the Board of Selectmen be authorized to enter into alternate energy net metering credit purchase agreement with Omni Navitas MAP ES MA, LLC, including solar energy and related net electricity metering credits, for a term not to exceed 20 years on such terms and conditions as the Board of Selectmen deem in the best interest of the Town.

ARTICLE 8

To see if the town will vote to amend the Town bylaws Article III Section 1.6 on reconsideration of an article in the town warrant.

Sponsor: Joel Winett, Rules Committee Chair

February 8, 2017 Voted: That Article III, Section 1.6 for the Town bylaws be amended by deleting the words shown as strikeout and adding the words shown as bold underlined.

Further, that Article III, Section 1.6.4 be deleted.

1.6 Motions for reconsideration shall be in accordance with the following:

1.6.1 **A reconsideration vote requires a 2/3 vote to pass except as indicated below.** A motion to reconsider ~~a vote~~ **an article previously discussed and voted upon** ~~on any question~~ shall be in order if any one of the following four conditions is met:

(a) If the reconsideration motion is made during the session the original vote was taken:.

Debate and a vote on the motion to reconsider ~~however~~, shall be tabled to the first order of business of the next session, unless by majority vote debate and a vote on the reconsideration motion is tabled to the first order of business of a definite designated session.

(b) If the reconsideration motion is made **at any session** ~~with seventy-five percent consent of the Town Meeting Members voting on the reconsideration motion at the session~~ after the session at which the original vote was taken:.

Debate and a vote on the motion to reconsider however, shall be tabled to the first order of business of the next session, unless by majority vote debate and a vote on the motion is tabled to the first order of business of a definite designated session. **The reconsideration vote in this situation requires a 75 percent vote to pass.**

(c) If the reconsideration motion is made after the session the original vote was taken~~, provided~~ **and** written notice of such intention was given to the Town Clerk on the day after the original vote:.

The Town Clerk shall give immediate notice of pending reconsideration by **posting a notice on the town website and sending an email of such posting to all Town Meeting Members who have provide their email to the Town Clerk and to those on the town's email notification system for Town Meeting issues,** ~~notifying the local daily newspaper.~~

At the ~~first~~ session following such **posting** ~~publication~~, when the motion to reconsider is made, debate and a vote on the motion to reconsider shall be taken when the motion is made; unless by a majority vote debate and a vote on the motion to reconsider is tabled to the first order of business of a definite designated session.

(d) If the reconsideration motion is made during the final session of any matter previously voted during the same session or during the immediately preceding session:.

~~However, a debate~~ **Debate** and a vote on this motion to reconsider may only be taken after all other articles have been acted upon unless in the Moderator's discretion debate and a vote on the reconsider**ation** motion made at another point in the session would expedite the conduct of Town Meeting.

If a reconsideration vote is passed, the article reconsidered is then discussed and voted upon in the usual manner.

Approved by the Attorney General on March 23, 2017.

FEBRUARY 28, 2017 SPECIAL TOWN MEETING

ARTICLE 1

To see if the Town will vote to approve the Urban Center Housing-Tax Increment Financing ("UCH-TIF") Zone and UCH-TIF Plan as presented in the warrant and background materials for this Article, or take any other action in relation thereto.

Sponsor: Town Manager
February 28, 2017 Voted: That the Town (a) approve the Urban Center Housing-Tax Increment Financing ("UCH-TIF") Zone and UCH-TIF Plan as presented in the warrant and background materials for this article.

101 voting in favor, 15 opposed

ARTICLE 2

To see if the Town will vote to: (a) approve the UCH-TIF Agreement ("Agreement") by and between the Town of Framingham and WP EAST ACQUISITIONS, LLC or its nominee, pursuant to G.L.c. 23B, and G.L.c. 40, § 59, and G.L. c. 40, § 60 as amended and effective on January 1, 2017, and 760 CMR 58.00, which Agreement is on file with the Board of Selectmen, for the development of the real property situated at 55-75 Concord Street, 29 Kendall Street, 43 Kendall Street, 57 Kendall Street, 59 Kendall Street, and 134 Howard Street; (b) authorize the Board of Selectmen to submit Certified Project Applications to the Massachusetts Department of Housing and Community Development for approval; and (c) authorize the Board of Selectmen to execute the UCH-TIF Agreements and any other related documents and to take such other actions as may be necessary or appropriate to implement the UCH-TIF Agreements and take such other and further action as may be necessary or appropriate to obtain approval of the Certified Project Applications or to carry out the purposes of this article; or take any other action relative thereto.

Sponsor: Town Manager
February 28, 2017 Voted: That the Town (a) approve the UCH-TIF Agreement ("Agreement") by and between the Town of Framingham and WP EAST ACQUISITIONS, LLC or its nominee, pursuant to G.L.c. 23B, and G.L.c. 40, § 59, and G.L.c. 40, § 60 as amended and effective on January 1, 2017, and 760 CMR 58.00, which Agreement is on file with the Board of Selectmen, for the development of the real property situated at 55-75 Concord Street, 29 Kendall Street, 43 Kendall Street, 57 Kendall Street, 59 Kendall Street, and 134 Howard Street, (b) authorize the Board of Selectmen to submit Certified Project Applications to the Massachusetts Department of Housing and Community Development for approval; and (c) authorize the Board of Selectmen to execute the UCH-TIF Agreements and any other related documents and to take such other actions as may be necessary or appropriate to implement the UCH-TIF Agreements and take such other and further action as may be necessary or appropriate to obtain approval of the Certified Project Applications or to carry out the purposes of this vote.

89 voting in favor, 16 opposed

ARTICLE 3

To see if the Town will vote to: (a) approve the UCH-TIF Agreement ("Agreement") by and between the Town of Framingham and MCRT Investments LLC, or its nominee, pursuant to G.L.c. 23B, and G.L.c. 40, § 59, and G.L. c. 40, § 60 as amended and effective on January 1, 2017, and 760 CMR 58.00, which Agreement is on file with the Board of Selectmen, for the development of the real property situated at 266 Waverly Street, Assessor's Parcel **ID:** 128-06-2160-000; (b) authorize the Board of Selectmen to submit Certified Project Applications to the Massachusetts Department of Housing and Community Development for approval; and (c) authorize the Board of Selectmen to execute the UCH-TIF Agreements and any other related documents and to take such other actions as may be necessary or appropriate to implement the UCH-TIF Agreements and take such other and further action as may be necessary or appropriate to obtain approval of the Certified Project Applications or to carry out the purposes of this article; or take any other action relative thereto.

Sponsor: Town Manager

February 28, 2017 Voted: That the Town (a) approve the UCH-TIF Agreement ("Agreement") by and between the Town of Framingham and MCRT Investments LLC or its nominee, pursuant to G.L.c. 23B, and G.L.c. 40, § 59, and G.L.c. 40, § 60 as amended and effective on January 1, 2017, and 760 CMR 58.00, which Agreement is on file with the Board of Selectmen, for the development of the real property situated at 266 Waverly Street, Assessor's Parcel ID: 128-06-2160-000; (b) authorize the Board of Selectmen to submit Certified Project Applications to the Massachusetts Department of Housing and Community Development for approval, and (c) authorize the Board of Selectmen to execute the UCH-TIF Agreements and any other related documents and to take such other actions as may be necessary or appropriate to implement the UCH_TIF Agreements and take such other and further action as may be necessary or appropriate to obtain approval of the Certified Project Applications or to carry out the purposes of this article; or take any other action to carry out the purposes of this vote.

86 voting in favor, 22 opposed, 1 abstention

ARTICLE 3 – ADDITIONAL MOTIONS/AMENDMENTS

February 28, 2017 Failed: Motion to refer back to Sponsor.

Gerald Bloomfield, Precinct 1

APRIL 25, 2017 ANNUAL TOWN MEETING

ARTICLE 1

To see if the Town will hear a report from the Board of Selectmen for the calendar year preceding this Annual Town Meeting and receive the Annual Report made available to the inhabitants of the Town pursuant to Massachusetts General Laws Chapter 40, Section 49.

Pass any vote or take any action relative thereto.

Sponsor: Board of Selectmen
April 25, 2017 Voted: That the Town hear a report from the Board of Selectmen for the calendar year preceding this Annual Town Meeting and receive the Annual Report made available to the inhabitants of the Town pursuant to Massachusetts General Laws, Chapter 40, Section 49.

ARTICLE 2

To see if the town will vote to receive reports from various Departments, Boards, Committees and Commissions listed in this warrant article. Said reports should be in writing and bound together, placed together on the table at Town Meeting for Town Meeting Members, and posted on the town website.

The requested reports are listed below with the reference to a town bylaw, a Mass. General Law (MGL) or a Town Meeting article (ATM = Annual Town Meeting, STM = Special Town Meeting).

1. Report from the Town Manager on the following:
   a. Streets that are in use by the public but not yet accepted by the Town as public ways.
2. Report from the Chief Financial Officer on the following:
   a. Land acquisition approved at a Town Meeting in 2015 not otherwise reported (Bylaw Article III, Section 1.13.6b)
   b. Use of **mitigation funds** received during the previous calendar year and the status of unexpended mitigation funds not otherwise reported (Bylaw Article III, Section 1.13.6c)
   c. Status of authorized but not completed **Capital Budget projects** not otherwise reported (Bylaw Article III, Section 1.13.6d)

Status of **special appropriations** approved by Town Meeting and not fully expended or not previous reported on. (Bylaw Article III, Section 1.13.2)

3. Report from the Director of Parks and Recreation on the status of special appropriations approved by Town Meeting:
   a. Appropriate funds for the Mary Dennison Park Emergency Environmental Testing & Remediation Project (2014 STM Art. 17 and 2015 ATM Art. 12 item A12H)
   c. Loring Arena (2015 ATM Art. 12 item A12F and 2016 FTM Art. 16)
   d. Skate Park (2015 ATM Art. 26)

4. Report from the Director of Public Works on the status of special appropriations approved by Town Meeting and not fully expended or not previously reported on including but not restricted to the following (Bylaws Art. III Section 1.13.2):

Birch Road well project

New Walnut Street Pumping Station

5. Report from the School Committee on the status of special appropriations approved by Town Meeting and not fully expended or not previously reported on including but not restricted to the following (Bylaws Art. III Section 1.13.2):

   a. Fuller School Study Project

6. Report from the Town Clerk on the status of bylaw changes approved by Town Meeting and sent to the Attorney General in 2016 (Bylaws Article III Section 1.13.5) or other bylaw previously passed by Town Meeting and not yet approved by the Attorney General

7. Reports from the Board of Selectmen on:

   a. The status of petitions to the legislature approved by Town Meeting in 2016 or before and not reported as enacted, or in committee, if any. (Bylaws Article III Section 1.13.5. c)

   b. Selectmen appointments that will expire on 6/30/2017 - from 20 committees with 76 appointments. (Bylaws Article 1, Section 5.14)

8. Report from the Town Moderator on Moderator appointments - from 6 committees that have 5 vacancies plus 17 appointments that will expire on 6/30/2017. (Bylaws Article 1, Section 5.14)

9. Report from the Planning Board on the status of:

   a. Zoning Bylaw changes approved by Town Meeting and sent to the Attorney General in 2016 or before and not reported as enacted, or in committee, if any. (Bylaws Article III Section 1.13.5.b)

   b. The Master Plan, and on plans for development in the Town. (MGL Chapter 41, Section 71 and Bylaws Article III Section 1.13.4)

   c. Re-codifying Framingham's Zoning Bylaw (2014 STM Art. 8 Resolution A)

And after all requested reports from a town official are provided this article shall be disposed.

Pass any vote or take any action relative thereto.

Sponsor: Rules Committee

April 25, 2107 Voted: That Town Meeting receive written reports from various departments, boards, committees and commissions listed in this warrant article.

ARTICLE 3

To see if the Town will vote to authorize the Board of Selectmen to accept and expend funds in accordance with the provisions of Title I of the Housing and Community Development Act of 1974, as amended, and regulations promulgated thereunder by the U. S. Department of Housing and Urban Development.

Pass any vote or take any action relative thereto.

Sponsor: Board of Selectmen

April 25, 2017 Voted: That the Board of Selectmen be authorized to accept and expend funds in accordance with the provisions of Title I of the Housing and Community Development Act of 1974, as amended, and regulations promulgated thereunder by the U.S. Department of Housing and Urban Development, and in accordance with the "Proposed Statement of Community Development Objectives and Projected Use of Funds". Said projected use of funds is shown on the attached pages.

ARTICLE 3 – ADDITIONAL MOTIONS/AMENDMENTS

April 25, 2017 Failed: I move that we move the money out of the CDBG HUD money as posted in Article 3 – Subsection 4.0, subsection 4.2 Framingham Adult ESL the sum 18,232.30 and move it to the Pearl Street Cupboard Café subsection 4.3 making new total to Pearl St. Café 21,143.80.

Jim Rizoli, Precinct 14

ARTICLE 3 – ATTACHMENT

RECOMMENDED USES OF FISCAL 2018 CDBG FUNDS

1.0	ADMINISTRATION/PLANNING	**$106,546.00***
2.0	HOUSING REHABILITATION	**$227,103.00**
2.1	Housing Rehabilitation *Sponsor: Community and Economic Development*	$160,103.00
2.2	Code Enforcement *Sponsor: Building & Inspectional Services*	$67,000.00
3.0	PUBLIC FACILITIES IMPROVEMENTS	**$50,173.00**
3.1	Butterworth Park Shade Structure *Sponsor: Framingham Parks and Recreation*	$12,000.00
3.2	Barbieri Playground *Sponsor: Framingham Public Schools*	$30,000.00
3.3	Edward M. Kennedy Community Health Center *Sponsor: EMKCHC*	$8,173.00
4.0	PUBLIC SERVICES	**$79,909.00****
4.1	Literacy Unlimited *Sponsor: Framingham Public Library*	$10,687.50
4.2	Framingham Adult ESL Plus *Sponsor: Framingham Adult ESL Program*	$18,232.30
4.3	Community Connections Summer Work Program *Sponsor: Framingham Coalition Community Connections*	$21,798.00

	4.4	Pearl Street Cupboard Café *Sponsor: United Way of Tri County*	$2,911.50
	4.5	Healthy Options for Progress through Education (H.O.P.E.) *Sponsor: Pelham Apartments Residential Services*	$8,017.20
	4.6	Hoops & Homework *Sponsor: Hoops & Homework*	$4,458.60
	4.7	English as a Second Language Classes *Sponsor: Brazilian American Center Adult ESL Program*	$2,911.50
	4.8	South Middlesex Opportunity Council *Sponsor: SMOC*	$3,630.80
	4.9	Jewish Family Services of MetroWest *Sponsor: Jewish Family Services of MetroWest*	$3,630.80
	4.8	Latino Health Insurance Program *Sponsor: LHIP*	$3,630.80
5.0	DOWNTOWN IMPROVEMENTS		**$69,000.00**
	5.1	South Framingham Main Streets Program *Sponsor: Framingham Downtown Renaissance*	$58,000.00
	5.2	Downtown Commercial Sign & Façade Program *Sponsor: Framingham Downtown Renaissance*	$11,000.00

TOTALS $502,731 + $30,000 Program Income = $532,731.00

* Administration: The maximum amount of funds that may be budgeted to Administration is $106,546*, 20% of the sum of the entitlement grant plus estimated program income realized in the program year.

** Public Services: The maximum amount of funds that may be budgeted to public services is 15% of the sum of the entitlement grant plus program income realized in the prior program year.

FISCAL 2018 CDBG PROJECT BACKGROUND

1.0 ADMINISTRATION & PLANNING

Goal: To administer the CDBG program effectively and equitably and to ensure that all members of the community can participate in or benefit from program activities.

1.1 CDBG PROGRAM ADMINISTRATION $106,546

SPONSOR: Framingham Community Development Department

Sources of funds: CDBG Entitlement Grant: $106,546

Funds for the administration and planning costs of the CDBG program. No more than 20% of the grant allocation and program income earned can be allocated for administration.

2.0 HOUSING REHABILITATION

Goal: To arrest deterioration in the existing housing stock and to stabilize neighborhoods through ongoing financial and technical housing rehabilitation assistance to property owners.

2.1 HOUSING REHABILITATION ASSISTANCE PROGRAM (HRAP) $160,103

SPONSOR: Framingham Community Development Department

Sources of funds: CDBG Entitlement Grant: $130,103

Program Income: $30,000 Project Delivery Costs: $28,000

In fiscal year 2018 HRAP will provide deferred, no-interest loans to repair code violations, improve energy efficiency and enhance ADA-accessibility in 2-4 owner-occupied homes with lower-income owners, and, if possible, 1 to 2 rental units occupied by lower-income tenants. Both CDBG and HOME funds will be used for loan capital. CDBG & HOME funds will be loaned to eligible owners, in any area of Town, to address emergency repair needs, such as heating system and roofing repairs. Rehabilitation funds will be loaned to eligible homeowners and multi-family residences in low-income target neighborhoods to fix housing code violations and to improve exterior appearances. CDBG monies will also pay for the program delivery costs for the CDBG & HOME funded HRAP Program. Included in this amount is housing delivery cost expenses to pay rehabilitation specialist consultant invoices, liens, inspections and associated fees. PERFORMANCE TARGET: 3-6 Dwelling Units; very low, low & moderate-income clientele

2.2 NEIGHBORHOOD STABILIZATION/CODE ENFORCEMENT $67,000

SPONSOR: Framingham Inspectional Services Division

Sources of funds: CDBG Entitlement Grant: $67,000

The Town will use CDBG funds to pay for housing inspections in targeted low/moderate-income (LM) neighborhoods. Housing code violations will be required to be corrected by the property owners, in partnership with the Housing Rehabilitation Assistance Program (HRAP) where possible. This program works in coordination with the Code Enforcement Task Force, an inter-department team who conducts monthly site visits of the neighborhoods to develop solutions and improvements from a holistic, inter-disciplinary approach. PERFORMANCE TARGET: 400 – 500 inspections in LM areas.

3.0 PUBLIC IMPROVEMENTS

Goals: To improve infrastructure that will prolong the useful life of public facilities; and to remove architectural barriers to improve access to public and private facilities.

3.1 Butterworth Park Architectural Barrier Removal and Shade Structure

SPONSOR: Framingham Parks & Recreation Division $12,000

Sources of funds: CDBG Entitlement Grant: $12,000

This public facilities improvement project consists of excavation, concrete work and the installation of a 16 foot x 18 foot shade structure. This shade structure will be located near the playground, connected by the recently completed, fully accessible pathway that connects users entering the site from both Bishop and Grant Street to all amenities within the Park. The identified project will also remove an architectural access barrier by creating full access to picnic tables and a large shaded area for all users of the park to enjoy. Completion of this project will also continue to accomplish important identified improvements to this valued neighborhood park. PERFORMANCE TARGET: 11,000 LMI residents to benefit from ADA public facility and shade structure serving LM area.

3.2 Barbieri Playground $30,000

SPONSOR: Framingham Public Schools

Sources of funds: CDBG Entitlement Grant: $30,000

FPS proposes to remove existing playground equipment and add ADA compliant ones, which are currently inaccessible to disabled students. Currently, multi-handicapped students cannot access their academic environment, including recess that provides opportunities for these and all students to develop social skills. These students do not have access to the playground structures and free-standing equipment bacuse the surfaces are not conducive to wheelchair use, even with staff pushing students in their wheelchairs. For those with limited mobility who can self-propel, there are no ramps to access independently or with staff assistance. A new ADA compliant design and access points will allow students with disablilities to access new equipment. PERFORMANCE TARGET: ADA compliant playground for low and moderate income students.

3.3 Edward M. Kennedy Community Health Center $8,173

SPONSOR: EMKCHC

Sources of funds: CDBG Entitlement Grant: $8,173

This project addresses for the Kennedy Community Health Center traffic flow needs that must be controlled to avoid accidents and upgrades to the current landscaping to improve the aesthetic presentation of its site. Due to the location of the building on the property and harsh winters that heath center's facility has experienced as well as other factors, the striping of the parking lot needs to be redone. It has also found that existing signage does not adequately direct traffic flow. In terms of the facility's aesthetics, two major events over the past recent years have affected its landscaping and the overall appearance of the site. The winter of 2014-2015 did major damage to many trees and other vegetation on site. Secondly, a walking path was created along the train tracks, which abuts the property. In the course of creating the walking path, many trees were removed and to add more natural beauty to this part of town which has very little in the way of trees and shrubs. The project will upgrade current landscaping to continue to improve the aesthetic presentation of the site and to add more natural beauty to a part of town, which has very little in the way of trees and shrubs. PERFORMANCE TARGET: 6886 low- and moderate-income residents.

4.0 PUBLIC SERVICES

Goal: To improve the quality of life for low and very low income residents of the Town through the provision of public services.

4.1 LITERACY UNLIMITED PROGRAM $10,687.50

SPONSOR: Framingham Public Library

Sources of funds: CDBG Entitlement Grant: $10,687.50

Partial funding to continue the work of an adult literacy training program which features trained volunteer tutors who teach basic reading, writing, and computational skills, to illiterate and learning disabled adults on a one-to-one basis and in groups. The range of activities include classroom training of tutors, one-to-one tutoring, tutoring in conversational English to limited English speakers, counseling, job development, General Equivalency Diploma (GED) preparation and materials, and maintenance of student and tutor support networks. CDBG funds support the administrative staff to recruit and train volunteer tutors. The program will evaluate students initially and on an on-going basis, develop a learning plan for each low level literacy student, and provide guidance to tutors as they work with these students. PERFORMANCE TARGET: Up to 200 very low, low & moderate-income clients.

4.2 FRAMINGHAM ADULT ESL PLUS PROJECT $18,232.30

SPONSOR: Framingham Adult ESL Program

Sources of funds: CDBG Entitlement Grant: $18,232.30

Partial funding is sought to provide free English-as-a-Second Language classes, training, and development to adult (ages 18 - 85) limited-English speakers to facilitate their integration into the community, prepare them for their GED, Citizenship Preparation classes, the job market, customs, culture and the law. Funds will meet the cost of instructors and counseling support for three full capacity classes of instruction for two semesters operated during the evening hours. PERFORMANCE TARGET: Up to 60 very low, low & moderate-income clients.

4.3 COMMUNITY CONNECTIONS SUMMER WORK PROGRAM $21,798.00

SPONSOR: Community Connections/Framingham Coalition

Sources of funds: CDBG Entitlement Grant: $21,798.00

Funding is being requested to provide a youth summer work program to employ a total of 30 teens (ages 14 to 17) that live in low socioeconomic Framingham neighborhoods. The program will operate during the summer months in which teens will learn responsibility and investment in their community by implementing appropriate landscaping, general clean up, painting, maintenance skills, and teamwork. Because this will be a first job for most, teens will also learn the interview process and how to complete a job application. These sessions are supervised (on-site) by adults who have numerous years of experience working with youth in both school and community settings. The program will involve orientation and participation in enrichment sessions on safety and health issues. PERFORMANCE TARGET: Up to 40 very low, low & moderate-income clients.

4.4 Pearl Street Cupboard and Café $2,911.50

SPONSOR: United Way of Tri County

Sources of funds: CDBG Entitlement Grant: $2,911.50

The Pearl Street Cupboard and Café requests funds to provide hunger relief, improve quality of life and connect families and individuals in need to essential services and resources in Framingham. In 2014, the Cupboard served 4,889 unduplicated clients through 18,896 visits. In an average month, it provided groceries to 683 families consisting of 1,044 adults, 646 children and 2019 seniors, totaling 1,899 individuals: 36% of

clients were new. The Cupboard provides hot meals two nights each week and serves an average of 1,600 meals each month. PERFORMANCE TARGET: 5,000 low & moderate-income clients.

4.5 H.O.P.E. (HEALTHY OPTIONS FOR PROGRESS THROUGH EDUCATION) $8,017.20

SPONSOR: Pelham II Corporation

Sources of funds: CDBG Entitlement Grant: $8,017.20

H.O.P.E. is requesting funding for their on-site community-based program, which is geared toward 14-21 year old youth residing at the Pelham Apartments. H.O.P.E. provides access to computer technology that supports academic success and obtaining better jobs. H.O.P.E. provides one-on-one mentoring, community engagement, healthcare information, and other social services. Monthly field trips to educational, cultural, and scientific institutions will also be organized. The proposed program will be conducted during the evening hours of 5:30—8:30 p.m. A family night will be offered once per month where student progress will be reported to the parent or legal guardian. The funds will directly pay the part-time bilingual program coordinator, program supplies, and costs associated with weekly programs and instructions and related materials. PERFORMANCE TARGET: Up to 40 very low, low & moderate-income clients.

4.6 HOOPS & HOMEWORK $4,458.60

SPONSOR: Hoops and Homework

Sources of funds: CDBG Entitlement Grant: $4,458.60

Hoops & Homework is requesting funding for an educational and recreational after- school program for school age children located at the Carlson and Pusan Roads Community Rooms. Homework assistance, snack, on-site tutoring and recreational activities will be included. PERFORMANCE TARGET: Up to 50 very low, low & moderate-income clients.

4.7 BRACE Adult ESL Program $2,911.50

SPONSOR: Brazilian American Center

Sources of funds: CDBG Entitlement Grant: $2,911.50

BRACE requests funds to add four class sessions, employ two part-time teachers and create a financial aid and scholarship program based on need and merit. The Brazilian American Center has the mission of integrating the large immigrant population of the Framingham area into mainstream American culture. Its ESL program has a goal of promoting the English language, as well as customs, traditions, and history of the United States. Its programs are aimed at easing the adaptation and integration of the immigrant population into American society, preparing the students for employment interviews, job-realted conversation, immigration and naturalization specialized programs and understanding of greater American culture and customs. Performance Target: 160 low and moderate income clients.

4.8 South Middlesex Opportunity Council (SMOC) $3,630.80

SPONSOR: SMOC

Sources of funds: CDBG Entitlement Grant: $3,630.80

IN 2015, SMOC established a new microloan program entitled SMOC Financial Services (SFS) and requests funds for SFS to achieve the goal of removing barriers for low and moderate income entrepreneurs through the following services: Microloans, pre-and post-loan technical assistance as well as Trainings and Workshops. SFS' mission is to promote economic opportunities for LMI entrepreneurs and businesses located in LMI census tract and to promote the revitalization of downtown districts and commercial corridors. It targets current or emerging immigrant, women, minority, disabled, veteran and unemployed small business owners. The universal barriers facing LMI entrepreneurs in starting and growing a business is the inability to access financial resources and technical assistance. PERFORMANCE TARGET: 28 low and moderate income entrepreneurs.

4.9 Jewish Family Services of MetroWest $3,630.80

SPONSOR: JFSMW

Sources of funds: CDBG Entitlement Grant: $3,630.80

JRS of Metrowest seeks CDBG funding for one component (Food Security) of the Reducing Achievement Gaps program, a multi-component after-school program offered at the Woodrow Wilson Elementary School in Framingham. Reducing Achievement Gaps is a unique, multi-component, multi-generational, evidence-supported program targeted to assist Framingham's most economically disadvantaged children and their families. A child cannot excel academically if s/he is too hungry, too cold and too stressed to focus. The requested CDBG funding, specifically, would support the food security component of Reducing Achievement Gaps. A Community Development Block Grant of $17,500 would fully cover the distribution of nutritious food to some 75-80 families on weekends, when school breakfast and free lunch are not available, as well as the distribution of supplemental produce for some 125 families, twice monthly throughout the academic year. Performance Target: 75-80 low and moderate income families.

4.10 Latino Health Insurance Program $3,630.80

SPONSOR: LHIP

Sources of funds: CDBG Entitlement Grant: $3,630.80

LHIP seeks funds to evaluate older adults for fall risk and asthma home safety in promoting health and preventing morbidity and mortality. Through referrals from community providers and in-clinic providers as well as in-home assessments, the proposed Framingham Home Health and Safety Project will identify 200 residents who are seniors and who are at risk of falls or asthma. The project will offer referrals to community programs that may reduce falls and the subsequent medical costs and complications resulting from falls. The primary outcomes expected from the Framingham Home Health and Safety Project are to identify these residents, assess their risk of falling and help them find adequate medical care if they screen in for test findings and to educate parents of children with asthma and to reduce asthma and complications from attacks. PERFORMANCE TARGET: Primarily 200 low and moderate income older adults.

5.0 DOWNTOWN IMPROVEMENTS

Goal: To improve the quality of life for low and moderate-income people by improving economic conditions for small businesses in the Downtown Commercial Target area that serve local residents.

5.1 SOUTH FRAMINGHAM MAIN STREETS PROGRAM $58,000.00

SPONSOR: Framingham Downtown Renaissance (F.D.R.)

Sources of funds: CDBG Entitlement Grant: $58,000.00

F.D.R. seeks funding for the Town's Downtown Commercial Target business district and surrounding residential neighborhoods, where 66% of residents have low or moderate-incomes. Funds will pay for staff who will promote the area's economic development by providing marketing or other technical assistance to firms that serve neighborhood residents as well as small businesses owned by low or moderate-income people, hold community events, assist new businesses, and serve as liaison and support during the Downtown redesign and reconstruction project. PERFORMANCE TARGET: Up to 200 small, local businesses that serve clientele from LM areas and eight marketing events.

5.2 DOWNTOWN COMMERCIAL SIGN AND FAÇADE PROGRAM $11,000.00

SPONSOR: Framingham Community Development Department

Sources of funds: CDBG Entitlement Grant: $11,000.00

Funding is requested to provide capital for partial rebates to help small businesses located in the Framingham Downtown Commercial District to install new signage and improve building facades. PERFORMANCE TARGET: 3-5 grants to improve storefronts in the Downtown Commercial Target District.

CDBG GRAND TOTAL, Fiscal 2017: $532,731

PROPOSED USES OF FISCAL 2017 HOME FUNDS

1.0 Funds Available for Housing Programs and Projects $167,366.00

(First-Time Home Buyers Program, Tenant Base Rental Assistance,

Housing Development Projects)

Sponsor: Community Development Department

2.0 Home Program Administration $16,737.00

Sponsor: Community Development Department

TOTALS: $184,103

ARTICLE 4

To see if the town will vote to authorize payments of unpaid bills of prior years of the Town to be paid from the Fiscal Year 2017 departmental budgets in which they were incurred.

Pass any vote or take any action relative thereto.

Sponsor: Chief Financial Officer

April 25, 2017 Voted: That Town Meeting authorize payment of the following unpaid bills of prior years of the Town. These bills are to be paid from the FY2017 departmental budget in which they were incurred.

Facilities Management Dept.	HVAC/R Service Contractors, Inc.	$457.50
Facilities Management Dept.	Facilities Mgmt. & Maintenance, Inc.	$510.76
Technology Services Dept.	Page After Page	$ 39.90
Technology Services Dept.	Page After Page	$ 67.99
Technology Services Dept.	Page After Page	$323.97
Loring Arena	Commonwealth of MA Boiler Inspection Program	$ 50.00
Loring Arena	Commonwealth of MA Boiler Inspection Program	$100.00
School Dept.	Jennifer Labolita	$490.00
School Dept.	Jennifer Labolita	$335.00
School Dept.	Robin Mcallister	$100.00
School Dept.	Eileen Centauro	$120.00
School Dept.	Juliana Beaton-Kessler	$ 25.00
School Dept.	Jaimie Dobson	$ 50.00
School Dept.	Kathleen O'Brien	$125.00
Town Manager/BOS	Susane Santone	$ 41.74
Town Manager/BOS	Elks Lodge	$300.00

Passed unanimously.

ARTICLE 5

To see if the Town will vote to accept General Laws, Chapter 40, Section 13E to authorize the establishment of a school district reserve fund to pay for unanticipated or unbudgeted costs for special education, out-of-district tuition or transportation and appropriate or transfer from available funds $1,900,000 to said fund.

Pass any vote or take any action relative thereto.

Sponsor: Chief Financial Officer

April 25, 2017 Voted as amended: That the Town accept General Laws, Chapter 40A, Section 13E, and further, that $1,000,000 from Free Cash be appropriated to this Special Education Reserve Fund.

103 voting in favor, 25 opposed, 2 abstentions.

ARTICLE 5 – ADDITIONAL MOTIONS/AMENDMENTS

April 25, 2017 Passed: On behalf of the SCWM, I move to amend article five by reducing $1,900,000 to $1,000,000 to reduce the FY18 tax levy.

Audrey Hall, Precinct 3
Chair of Standing Committee on Ways and Means

April 25, 2017 Not voted on due to prior passed amendment: On behalf of the Finance Committee, I move to amend the main article as follows: that the amount to be appropriated to the SPED Reserve Fund be changed from 1.9 M to $1 M (One million dollars)

Dan Lampl, Finance Committee Member

ARTICLE 6

To see if the Town will vote to authorize by Bylaw, instead of by annual Town Meeting vote, revolving funds as defined by General Laws Chapter 44, Section 53E ½ for Fiscal Year 2018 beginning July 1, 2017.

Pass any vote or take any action relative thereto.

Sponsor: Chief Financial Officer
April 25, 2017 Voted: That this article be referred back to Sponsor with concurrence of the Sponsor.

ARTICLE 7

To see if the Town will vote to authorize or re-authorize several revolving funds as defined by General Laws Chapter 44, Section 53 E ½ for Fiscal Year 2018 beginning July 1, 2017.

Pass any vote or take any action relative thereto.

Sponsor: Chief Financial Officer

April 25, 2017 Voted: That Town Meeting authorize or re-authorize several revolving funds as including, but not limited to the following:

Fund	Manager	Purpose	FY18 Spending Ceiling	Disposition of FY17 Fund Balance
Town Owned Building/ Civic Use Fund - Danforth and Memorial Buildings	Facilities Management Department of the General Government Division	To receive funds from rental fees and other similar charges for the use of the Danforth and Memorial Buildings and to authorize the Facilities Management Department to spend these funds for direct expenses associated with the general maintenance of these buildings such as custodial costs, utilities, maintenance supplies and other similar expenses.	$90,000	Balance available for expenditure
Town Owned Building/ Civic Use Fund - Cushing Chapel	Facilities Management Department of the General Government Division	To receive funds from rental fees and other similar charges for the use of Cushing Chapel and to authorize the Facilities Management Department to spend these funds for direct expenses associated with the general maintenance of these buildings such as custodial costs, utilities, maintenance supplies and other similar expenses.	$20,000	Balance available for expenditure

Fund	Manager	Purpose	FY18 Spending Ceiling	Disposition of FY17 Fund Balance
Concerts on the Common	Park and Recreation Department of the Park and Recreation Division	To receive funds from the sale of food and other similar charges during Concerts on the Common and to authorize the Park and Recreation Department to spend these funds for direct expenses associated with the sale of food and other concert-related charges such as staff costs, utilities, maintenance supplies and other similar expenses.	$4,000	Balance available for expenditure
School Bus Fees	Framingham School Committee of the School Department	To receive and spend funds for direct expenses associated with the transportation of students to and from school.	$380,000	Balance available for expenditure
Town Wetland Protection Fund	Conservation Commission of the Public Works Division	To receive fees and spend funds to pay for services associated with processing Permits and Requests for Determination.	$28,000	Balance available for expenditure
Excavation Management Fund	Public Works Division	To account for revenue from fees collected for Street Opening Permits and the Excavation Management program for the administrative and operational costs associated with the management of this program.	$85,000	Balance available for expenditure

Fund	Manager	Purpose	FY18 Spending Ceiling	Disposition of FY17 Fund Balance
Housing Pre-Inspection Program Fund	Department of Public Health	To use funds secured from rental inspections, housing application fees and re-inspection fees for the implementation of the housing pre-inspection program. The funds will be used for rental costs, salaries for administrative and field staff, printing costs, and the purchase of supplies and equipment.	$50,000	Balance available for expenditure
Vaccine Administration Fund	Department of Public Health	To use funds secured from reimbursements for vaccine administration to citizens. The funds will be used to buy additional vaccines and supplies to expand the program including but not limited to the purchase of flu vaccine for town employees.	$27,000	Balance available for expenditure
Fluorescent Lamp/ Mercury Recycling	Public Works Division	To use revenue secured from fees collected for the disposal of Fluorescent lamps, compact fluorescents and other mercury containing items like thermometers, thermostats and button-cell batteries to offset the costs of disposal.	$5,000	Balance available for expenditure
Town Records Preservation	Town Clerk of the Elected Boards Division	To use funds secured from vital records charges to preserve deteriorating records of the Town of Framingham. A specific charge of $2 per record is collected and will be deposited in this fund to be used for any costs related to record preservation.	$80,000	Balance available for expenditure

Fund	Manager	Purpose	FY18 Spending Ceiling	Disposition of FY17 Fund Balance
Callahan Senior Center Fund	Council on Aging of the Parks Division	To use fees and revenues received from building rental, programming, and general services. The funds will be expended to cover associated costs and expenses of those services and for the advancement of Council on Aging's established mission statement.	$40,000	Balance available for expenditure
Emergency Management Equipment Fund	Framingham Emergency Management Agency of the Police Division	To collect and expend fees assessed to NERAC (Northeast Regional Advisory Council for Homeland Security) communities for the use of centrally housed equipment for emergent situations and provide upkeep and maintenance on the equipment in the cache.	$15,000	Balance available for expenditure
Animal Control Fund	Animal Control Department of the Police Division	To use fees collected from boarding and kennel rentals for the purpose of offsetting kennel operating costs.	$4,500	Balance available for expenditure
Blighted Property Fund	Building Inspection Department of the Inspectional Services Division	To account for revenue from fees generated by the foreclosed property registration bylaw and municipal lien bylaw. Expenditures may be made for the administrative and operational costs associated with making distressed properties safe by demolishing, boarding-up, cleaning up, or securing from unauthorized intruders.	$10,000	Balance available for expenditure

Fund	Manager	Purpose	FY18 Spending Ceiling	Disposition of FY17 Fund Balance
Cochituate Rail Trail Fund	Public Works Division	To receive funds from abutters of the Cochituate Rail Trail to be used for operating costs of maintenance and upkeep of the Cochituate Rail Trail.	$6,000	Balance available for expenditure
Public Health Education & Training Fund	Department of Public Health	To receive fees and spend funds to pay for services associated with providing public health education and training courses and any related expenses.	10,000	Balance available for expenditure
Disability Commission Education and Training Fund	Disability Commission	To receive registration fees for providing educational training, seminars and workshops, and any related expenses, and authorize the expense of funds for attending or conducting training, for the benefit of the Town and disabled community.	$10,000	

Passed unanimously.

ARTICLE 8

To see if the Town will vote to determine what sum or sums of money the Town will appropriate and raise, or transfer from available funds, for the operations of the Town of Framingham, including debt and interest for Fiscal Year 2017 (July 1, 2016 – June 30, 2017) and to see what budgets for Fiscal Year 2017 will be reduced to offset said appropriations.

Pass any vote or take any action relative thereto.

Sponsor: Chief Financial Officer
April 25, 2017 Voted: That the following FY2017 budget adjustments be made:

Transfer	To	From
Group Health Insurance		$887,583
Snow & Ice	$805,000	
Open Space Special Purpose Account ATM 2015 A#21	$22,583	
Conservation Commission General Fund Budget	$35,000	
EDIC Special Purpose Account ATM 2016 A#12	$25,000	
TOTAL	**$887,583**	**$887,583**

ARTICLE 9

To see if the Town will vote to determine what sum or sums of money the Town will appropriate and raise, or transfer from available funds, for the operations of the Utility Enterprise Fund Departments, including debt and interest for Fiscal Year 2017 (July 1, 2016 – June 30, 2017) and to see what budgets for Fiscal Year 2017 will be reduced to offset said appropriations.

Pass any vote or take any action relative thereto.

Sponsor: Chief Financial Officer
April 25, 2017 Voted: That this article be referred back to Sponsor with concurrence of the Sponsor.

ARTICLE 10

To see if the Town will vote to raise and appropriate, transfer from available funds, borrow or otherwise provide a sum or sums of money for various capital projects including purchase of equipment, purchase of land, repair, rehabilitation, design or construction of buildings and infrastructure, including any related engineering, personnel and legal services, and the acquisition of any necessary permanent and/or temporary easements or other interests in land for said projects.

Pass any vote or take any action relative thereto.

Sponsor: Chief Financial Officer
April 26, 2017 Voted as amended: That the Town raise and appropriate, transfer from available funds or borrow the sum of $17,757,533 for the projects listed below, to be spent under the direction of the Town Manager or his designee, with the exception of items proposed by the School Department, which will be spent under the direction of the School Superintendent or his designee, and further, that the Town Manager or School Superintendent shall be allowed to exceed the appropriation for individual capital projects to be spent under his direction as long as the total amount to be spent does not exceed the total amount appropriated and that such adjustments are in compliance with MGL, Chapter 44 for the purpose of the design and construction, including any related engineering, personnel and legal services;

A10A	Public Safety Systems Upgrade	Technology Services	**$141,968**	Passed with a 2/3 vote
A10B	Archived Document Scanning – Phase VI (Free Cash)	Technology Services	**$186,000**	Passed with a 2/3 vote
A10C	Voting Machine Replacement	Town Clerk/Elections	**$137,800**	**Failed** 62-44-5
A10D	Fire Station Boilers – Stations 3 & 5	Facilities Management	**$450,000**	Passed with a 2/3 vote
A10E	Main Library – Pearl Street Entrance Design	Facilities Management	**$715,000**	Passed with a 2/3 vote
A10F	Fire Station 2 – Watson Place Design	Facilities Management	**$488,250**	Passed with a 2/3 vote
A10G	Fuel Master System – Police & Fire Departments	Facilities Management	**$168,705**	Passed with a 2/3 vote
A10H	Village Hall Design & Construction	Facilities Management	**$2,450,000**	Passed with a 2/3 vote
A10I	Mobile Police Radios (Free Cash)	Police Department	**$218,500**	Passed with a 2/3 vote

A10J	Communications Upgrade	Fire Department	**$325,000**	Passed with a 2/3 vote
A10K	Transportation Master Plan – Phase 2	Highway Department	**$290,000**	Passed with a 2/3 vote
A10L	Intersection Improvements Design – Concord/Central/Elm	Highway Department	**$125,000**	Passed with a 2/3 vote
A10M	Annual Roadway Improvements 2018	Highway Department	**$5,300,000**	Passed with a 2/3 vote
A10N	Drainage & Stormwater Quality Improvements – Union Avenue Phase 2	Highway Department	**$500,000**	Passed with a 2/3 vote
A10O	Intersection Improvements Construction – Edgell/Water/Edmands	Highway Department	**$3,050,000**	Passed with a 2/3 vote
A10P	Annual NPDES MS4 Permit Implementation	Highway Department	**$130,000**	Passed with a 2/3 vote
A10Q	Drainage Improvements Phase 1 Construction – Fountain/Winter/Dudley	Highway Department	**$220,000**	Passed with a 2/3 vote
A10R	RDC Structural Improvements Design	Sanitation Department	**$160,000**	Passed with a 2/3 vote
A10S	Costin Room Improvements – Main Library	Library	**$255,282**	Passed with a 2/3 vote
A10T	Furber Park Improvements	Parks & Recreation	**$190,620**	Passed with a 2/3 vote
A10U	Parks Administration Building Roof Repair	Parks & Recreation	**$68,964**	Passed with a 2/3 vote
A10V	Cushing Prefabricated Bathrooms	Parks & Recreation	**$94,710**	Passed with a 2/3 vote
A10W	Underground Storage Tank Removal – High School	School Department	**$50,000**	Passed with a 2/3 vote
A10X	Roof Repairs – Multiple Schools	School Department	**$225,000**	Passed with a 2/3 vote
A10Y	Asbestos Abatement – King School	School Department	**$415,000**	Passed with a 2/3 vote
A10Z	Furniture – King School	School Department	**$150,000**	Passed with a 2/3 vote
A10AA	Turf Field Replacement – High School	School Department	**$350,000**	Passed with a 2/3 vote
A10AB	Playground – Barbieri School	School Department	**$100,000**	Passed with a 2/3 vote
A10AC	Paving Replacement/Stormwater – All Schools – Phased Project	School Department	**$562,000**	Passed with a 2/3 vote
A10AD	Heating Ventilation Air Conditioning (HVAC) – Multiple Schools	School Department	**$330,000**	Passed with a 2/3 vote
A10AE	F350 4x4 Pickup Truck	Parks & Recreation	**$47,534**	Passed with a 2/3 vote

And, that Project A10B Archived Document Scanning – Phase VI and Project A10I Police mobile Radios be funded from free cash;

And, further, that $6,967 be transferred from prior capital project authorizations to fund Project A10M Annual Roadway Improvements 2018 as follows:

$4,848 from 5/10 ATM Project A24H Roadway Improvements

$2,119 from 5/13 ATM Project A18M Water Street Retaining Wall Construction

And further, that the Board of Selectmen be authorized to acquire by gift, purchase or eminent domain, permanent easements and temporary construction easements or other interests in land for said projects, and further, that the Board of Selectmen be authorized to take all actions necessary to carry out the purposes of this article.

And, further, that the Treasurer be authorized, with the approval of the Board of Selectmen, to issue from time to time bonds or notes in the amount of $17,348,066 pursuant to the provisions of MGL, Chapter 44, Section 7 and 8 or any other enabling authority.

And, further, any premium received by the Town upon the sale of any bond or notes approved by this vote, less any such premium applied to the payment of the costs of issuance of such bond or notes, may be applied to the payment of costs approved by this vote in accordance with Chapter 44, Section 20 of the General Laws, thereby reducing the amount authorized to be borrowed to pay such costs by a like amount.

96 voting in favor, 2 opposed, 2 abstentions.

ARTICLE 10 - ADDITIONAL MOTIONS/AMENDMENTS

April 26, 2017 Passed: Amendment to add one additional capital request for the Parks & Rec. Dept. of a F350 4x4 crew cab pickup truck 10,000 GVW for $47,534.

Jeanne Bullock, Precinct 5

April 26, 2017 Failed: On behalf of the SCWM, I move to reduce the FY18 General Fund Capital Budget by $137,800 by removing item A10C – voting machine replacement.

Audrey Hall, Precinct 3
Standing Committee on Ways and Means Chair

April 26, 2017 Failed: On behalf of the SCWM, I move to reduce the FY18 General Fund Capital Budget by $2.4 million dollars by reducing item A10H Village Hall Design & Construction to $50,000.00 (for design only).

Audrey Hall, Precinct 3
Standing Committee on Ways and Means Chair

ARTICLE 11

To see if the Town will vote to raise and appropriate, transfer from available funds, borrow or otherwise provide a sum or sums of money for various water/sewer department capital projects including purchase of equipment, purchase of land, repair, rehabilitation, design or construction of buildings and infrastructure, including any related engineering, personnel and legal services, and the acquisition of any necessary permanent and/or temporary easements or other interests in land for said projects.

Pass any vote or take any action relative thereto.

Sponsor: Chief Financial Officer

April 26, 2017 Voted: That Town raise and appropriate, transfer from available funds, or borrow the sum of $13,677,091 for the projects listed below, to be spent under the direction of the Town Manager or his designee, and further, that the Town Manager shall be allowed to exceed the appropriation for individual capital projects to be spent under his direction as long as the total amount to be spent does not exceed the total amount appropriated and that such adjustments are in compliance with MGL, chapter 44, for the purpose of design and construction, including any related engineering , personnel and legal services of the following Water and Sewer Department projects:

A11A	Replacement 2008 11,000 GVW 4WD C&C w/ Service Body and Plow (D97500)	Sewer	$59,841
A11B	Annual Various Sewer Improvements – 2018	Sewer	$375,000
A11C	Wastewater Pump Stations Capital Equipment Replacements – 2018	Sewer	$450,000
A11D	Interchange 12 Sewer Improvements Upsizing and Risks Reduction	Sewer	$2,234,000
A11E	Eastleigh/Little Farms/Shawmut Pump Stations Replacement – Construction	Sewer	$6,135,000
A11F	Fountain Street (Winter-Waverly) Sewer Improvements – Ph1A Construction	Sewer	$565,000
A11G	Replace 2008 11,000 GVW 4WD C&C w/ Service Body & Plow (D97499)	Water	$59,841
A11H	Replace 2007 15,000 GVW 4 WD C&C w/ Dump Body & Plow (A34636)	Water	$73,409
A11I	Annual Various Hydrant and Valve Improvements Project, 2017	Water	$200,000
A11J	Annual Various Water Improvements Project, 2017	Water	$325,000
A11K	Fountain Street (Winter-CSX bridge) Water Improvements – Ph1A Construction	Water	$1,540,000
A11L	Central Street Water Improvements – Survey and Design	Water	$840,000
A11M	Edgell Road Water Pumping Station Improvements – Design	Water	$820,000

And, further that $38,079.83 be transferred from prior capital project authorizations to the project A11J Annual Water Improvement as follows:

$38,079.83 from 4/06 ATM Project A30BB Fay Road Water Main Replacement (Water);

And, further, that $69,840.78 be transferred from prior capital project authroizations to project A11B Annual Various Sewer Improvement as follows:

$6,249.84 from 4/07 ATM Project A51C Concord School Street Sewer Improvements (Sewer);

$5,649.19 from 4/09 ATM Project A41F Concord Street Sewer Main (Sewer);

$7,419.09 from 4/09 ATM Project A41G State Street Sewer Replacement (Sewer);

$34,787.77 be transferred from 1/26/10 STM Article 2 Tech Park I&I Removal (Sewer);

$15,734.89 from 4/07 ATM Project A51B Water Street Gregory Road Improvements (Sewer)

ARTICLE 12

To see if the Town will vote to act on reports and recommendations of the Selectmen and other officers and committees of the Town and Boards of Trustees and to raise and appropriate, transfer from available funds, or otherwise provide a sum or sums of money for the support of the operations of the Town, for a Reserve Fund, for any other purposes included in said reports, for the payment of notes and bonds of the Town, if any, which mature before the next annual meeting, for the payment of pensions and for all other necessary expenses of the Town for the Fiscal Year 2018 (July 1, 2017 – June 30, 2018).

Pass any vote or take any action relative thereto.

Sponsor: Chief Financial Officer

May 2, 2017 Voted as amended: That the Town hear and act on reports and recommendations of the Selectmen and other officers and committees of the Town and Boards of Trustees and to raise and appropriate, transfer from available funds or otherwise provide a sum or sums of money for the support of the operations of the Town, for a Reserve Fund, for any other purposes included in said reports, for the payment of notes and bonds of the Town, if any, which mature before the next annual meeting, for the payment of pensions and for all other necessary expenses of the Town for the Fiscal Year 2018 (July 1, 2017 – June 30, 2018).

Unclassified Appropriation	$34,488,962
Retirement Appropriation	$17,101,835
Debt Service Appropriation	$14,254,192
Fire Division	$14,039,771
Police Division	$14,480,230
Public Works Division	$11,393,965
Framingham Public Library	$3,178,810
Planning Board	$237,062
Town Clerk Stipend	$101,430
Town Clerk/Elections Division	$408,771
General Government Division	$3,907,358
Parks & Recreation/Cultural Affairs Division	~~$3,881,367~~ amended on 4/27/17 to $3,890,167
Finance Division	~~$2,544,777~~ amended on 4/27/17 to $2,541,277
Inspectional Services Division	$1,212,079
Public Health Department	$1,137,322
Community & Economic Development Division	$671,729
Technology Services Division	$2,637,306
Human Resources Division	$1,158,663
Framingham Public Schools	$128,065,471
Keefe Technical Assessment	$9,281,407
Stabilization Fund	$321,498
Capital Stabilization Fund	$5,010,015
Reserve Fund	$400,000
Snow & Ice Appropriation	$1,654,688
Total Town Meeting Appropriation	$271,574,009

And to meet said appropriations, the Town approves the following to support the budget:

Transfer from Free Cash	~~$8,832,113~~ amended on 5/2/17 to $9,744,113
Transfer from Utility Enterprise Fund	$3,194,770
Transfer from Consumer and Merchant Protection Act Funds	$15,000
Transfer from PEG Access & Cable Related Fund	$777,000
Transfer from Overlay Surplus	$700,000

And the balance to be raised from taxation.

ARTICLE 12 - ADDITIONAL MOTIONS/AMENDMENTS

April 27, 2017 Passed: Motion to amend the Finance Committee budget from $4,500 to $1,000.

Mahmood Akhtar, Finance Committee Chair

April 27, 2017 Passed: Motion to amend the Loring Arena budget from $526,665 to $535,465.

Mahmood Akhtar, Finance Committee Chair

April 27, 2017 Passed: Amend motion for Article 12 in the line “Transfer from Free Cash” from 8,832,113 to $9,744,113.

Mary Ellen Kelly, Chief Financial Officer

ARTICLE 12 – RESOLUTION A

April 27, 2017 Passed:

WHEREAS, the Massachusetts Foundation Budget Review Committee has concluded that each year public education in Massachusetts is underfunded by $1-2 billion and that the progress made since the passage of the Educational Reform Act of 1993 will be at risk so long as our school systems are fiscally strained by the ongoing failure to substantially reconsider the adequacy of the foundation budget;

WHEREAS, certain communities that have large and growing populations of special needs children, such as Framingham, are disproportionately affected by the woefully inaccurate 24-years old formula for determining the actual cost of educating a special needs student;

WHEREAS, the number of out-of-district students in Framingham has increased to 246 at a staggering cost of $18,200,000, including 39 students at a cost of $5,400,000 – one even costing as much as $372,000;

WHEREAS, the failure to address the inadequacies of the 1993 Foundation Budget is contributing to an intolerable inequity between wealthy and poorer communities, which cannot afford to close the gap between government funding for schools and local taxes, thereby contributing to the achievement gap between rich and poor students;

WHEREAS, the costs of special education in Framingham by the 2027 is expected to each 72% of the total operating budget of Framingham schools over and above salaries squeezing out funds for all other educational expenses;

WHEREAS, the burden to Framingham taxpayers is inequitable compared to wealthier cities and towns having a much lower percentage of special needs students and is unsustainable in providing necessary services and support to meet Framingham’s educational goals;

WHEREAS, adding an increment to the Foundation Budget for English Learners from 15-16% and additional increments for vocational and older students for SPED, as well as increasing the Out-of District SPED cost rate to capture the full cost before the Circuit Breaker is triggered will further lessen the burden.

THEREFORE, be it resolved that Town Meeting Members, in order to alleviate the growing and unsustainable burden on Framingham's taxpayers and to endure equity in the education of our most vulnerable and at-risk students, make it known that they support Senate Bill 223 and the financial and non-financial recommendations of the Foundation Budget Review Commission.

Audrey Hall, on the behalf of the Standing Committee on Ways and Means

ARTICLE 13

To see if the Town will vote to raise and appropriate, transfer from available funds, or otherwise provide a sum or sums of money for the operation of the Water & Sewer Departments, including capital outlay and debt service, and for all other necessary expenses for the Fiscal Year 2018 (July 1, 2017 – June 30, 2018).

Pass any vote or take any action relative thereto.

Sponsor: Chief Financial Officer
May 2, 2017 Voted: That Town Meeting vote expend $47,598,304 in FY2018 in th Water and Sewer Departments for the cost of personnel, operation expenses, MWRA Assessment and debt service, under the direction of the Town Manager or his designee.

And that $47,598,304 be raised from water and sewer receipts.

ARTICLE 14

To see if the Town will vote to appropriate a sum or sums of money for off-site mitigation improvements or as otherwise agreed upon by the Town of Framingham Planning Board and Project Applicant(s) pursuant to recorded Planning Board decision(s) to be managed by the Town Manager or designee in consultation with the Planning Board and consistent with said decision(s).

Pass any vote or take any action relative thereto.

Sponsor: Chief Financial Officer
April 25, 2017 Voted: That this article be referred back to Sponsor with concurrence of the Sponsor.

ARTICLE 15

To see if the Town will vote to rescind various authorized, but unissued borrowing votes of the Town.

Pass any vote or take any action relative thereto.

Sponsor: Chief Financial Officer
April 25, 2017 Voted: That Town Meeting vote to rescind various authorized, but unissued borrowing votes of the Town as follows:

Town Meeting	Project #	Article	Amount to be rescinded
5/14 ATM	32427	A15AA Refuse Collection Carts – Sanitation	$1,865
5/15 ATM	32518	A12R 11K GVW 4WD Cab & Chassis – Highway	$176
5/15 ATM	32519	A12S 11K GVW 4WD Cab & Chassis – Highway	$15,334
5/15 ATM	32553	A14B 11K Cab Service #721 – Sewer	$176
4/07 ATM	31781	A51J Wastewater Pump Station – Sewer	$103,183
5/14 ATM	32470	A18I Sewer Improvements FY15 – Sewer	$2,147

Passed unanimously.

ARTICLE 16

To see if the Town will vote to fund any collective bargaining agreements that have been settled, and adopt any necessary changes to the Compensation Schedules.

Pass any vote or take any action relative thereto.

Sponsor: Chief Financial Officer / Human Resources
May 2, 2017 Voted: That the Town approve the Collective Bargaining Agreement that has been settled with the LIUNA Parks & Recreation, Local 1116 and LUINA Public Works, Local 1116 Unions effective FY17-19, and adopt any necessary changes to the Compensation Schedules, as attached.

And further, transfer $108,000 from Salary Reserve as follows:

$83,000 Public Works Division

$25,000 Parks Division

ARTICLE 16 – ATTACHMENT ON FILE AT TOWN CLERK'S OFFICE

ARTICLE 17

To see if the Town will vote to approve updated salary schedules for Non-Union Municipal Employees, including Unit T-Temporary/Seasonal Employees.

Pass any vote or take any action relative thereto.

Sponsor: Chief Financial Officer / Human Resources
May 2, 2017 Voted: That the Town approve updated salary schedules, as attached, for Non-Union Municipal Employees, Unit T-Temporary/Seasonal Employees.

ARTICLE 17 – ATTACHMENT

Seasonal Workers							
January 1 ,2017 - June 30, 2017							
Grade	**Step 1**	**Step 2**	**Step 3**	**Step 4**	**Step 5**	**Step 6**	**Step 7**
T-1	11.00	11.33	11.67	12.02	12.38	12.75	13.13
T-2	12.10	12.46	12.84	13.22	13.62	14.03	14.45
T-3	13.31	13.71	14.02	14.54	14.98	15.43	15.89
T-4	14.64	15.08	15.53	16.00	16.48	16.97	17.48
T-5	16.11	16.59	17.09	17.60	18.13	18.67	19.23
T-6	17.72	18.25	18.79	19.36	19.94	20.54	21.15
July 1, 2017							
Grade	**Step 1**	**Step 2**	**Step 3**	**Step 4**	**Step 5**	**Step 6**	**Step 7**
T-1	11.75	12.10	12.47	12.84	13.22	13.62	14.03
T-2	12.93	13.31	13.71	14.12	14.55	14.98	15.43
T-3	14.22	14.64	15.08	15.54	16.00	16.48	16.98
T-4	15.64	16.11	16.59	17.09	17.60	18.13	18.67
T-5	17.20	17.72	18.25	18.80	19.36	19.94	20.54
T-6	18.92	19.49	20.08	20.68	21.30	21.94	22.60

ARTICLE 18

To see if the Town will vote to raise and appropriate, transfer from available funds, or otherwise provide a sum or sums of money for the operation of the Water & Sewer Departments, including capital outlay and debt service, and for all other necessary expenses for the Fiscal Year 2017 (July 1, 2016 – June 30, 2017).

Pass any vote or take any action relative thereto.

Sponsor: Chief Financial Officer

May 2, 2017 Voted: That the Town raise and appropriate, transfer from available funds or otherwise provide $127,500 to fund the economic development activities of the Framingham Economic Development Industrial Corporation (EDIC).

83 voting in favor, 18 opposed, 5 abstentions.

ARTICLE 19

To see if the Town will vote to appropriate the proceeds of any insurance policy reimbursements of costs incurred as a result of any covered loss, including without limitation any liability insurance, property insurance, casualty insurance, workers' compensation insurance, health insurance, disability insurance, automobile insurance, police and fire injury and medical costs, and any other insurance of any name and nature whatsoever.

Pass any vote or take any action relative thereto.

Sponsor: Chief Financial Officer

May 2, 2017 Voted: That the Town appropriate $535,091.04 from the Receipt Reserve for Appropriation Insurance Proceeds over $150,000 as follows; $200,000 to the Capital Stabilization Fund and $335,091.04 to a Special Purpose Account for the purposes of the High School parking lot project, Farley maintenance and Fuller School roof leaks.

Passed unanimously.

ARTICLE 20

To see if the Town will vote to raise and appropriate, transfer from available funds or otherwise provide $75,000 to replenish a special purpose warrant article for legal funding of major cases that exceed $25,000 in a given fiscal year.

Pass any vote or take any action relative thereto.

Sponsor: Board of Selectmen

May 2, 2017 Voted: That the Town raise and appropriate the sum of seventy-five thousand and 00/100 dollars ($75,000) to replenish the Major Litigation Contingency Fund special warrant article appropriation established under Article 19 of the 2012 Annual Town Meeting, with such funding to be used with respect to any judicial, administrative or regulatory proceeding for which legal, expert or stenographer costs to the Town exceed twenty-five thousand and 00/100 dollars in a particular fiscal year, provided that the Board of Selectmen and the chairs of the Finance Committee and the Standing Committee on Ways and Means are timely apprised of expenditures from such fund through December 31, 2017, and the Mayor and City Council are promptly apprised of expenses from such fund occurring on or subsequent to January 1, 2018.

ARTICLE 20 – ADDITIONAL MOTIONS/AMENDMENTS

May 2, 2017 Failed: I move to increase the replenishment of the Major Litigation Fund by $100,000.00.

Jim Pillsbury, Precinct 6

ARTICLE 21

To see if the Town will vote to authorize or approve the transfer and control of a certain parcel, or part thereof, of land located on A Street (Assessors Map 276 Block 151 Lot 9) being a parcel of approximately 2.60 acres on the westerly side of A Street, referenced as Parcel C in Town Meeting Article 43, March 15, 1957 and in a Deed to the Town filed with the Middlesex South Registry District of the Land Court in Book 605, Page 200, as Certificate of Title 95150, as shown on the plan titled "Approval Not Required No. 67 "A" Street Being a Division of L.C.C. 3856 Z (Lot 38" Creating Lot 146 and Lot 147 Framingham, Mass." prepared by Harry R. Feldman, Inc., dated November 8, 17, 2009, and filed with the Middlesex South Registry District of the Land Court as Plan or Case No. 3856-23, to the Board of Selectmen for general municipal purposes, provided that prior to this vote of the Town Meeting, the Framingham School Committee, by vote pursuant to G.L.c. 40, § 15A, determined that said land is no longer needed for school purposes, including the paved westerly portion of Lot 146 now used as a High School parking lot.

Pass any vote or take any action thereto.

Sponsor: Board of Selectmen

May 2, 2017 Voted: That the Town vote to authorize or approve the transfer and control of a certain parcel, or part thereof, of land located on A Street (Assessors Map 276 Block 151 Lot 9) being a parcel of approximately 2.60 acres on the westerly side of A Street, referenced as Parcel C in Town Meeting Article 43, March 15, 1957 and in a Deed to the Town filed with the Middlesex South Registry District of the Land Court in Book 605, Page 200, as Certificate of Title 95150, as shown on the plan titled "Approval Not Required No. 67 "A" Street Being a Division of L.C.C. 3856 Z (Lot 38" Creating Lot 146 and Lot 147 Framingham, Mass." prepared by Harry R. Feldman, Inc., dated November 8, 17, 2009, and filed with the Middlesex South Registry District of the Land Court as Plan or Case No. 3856-23, from the Town of Framingham School Committee to Town of Framingham School Committee to the Board of Selectmen for general municipal purposes, provided that prior to this vote of the Town Meeting, the Framingham School Committee, by vote pursuant to G.L.c. 40, § 15A, determined that said land is no longer needed for school purposes, including the paved westerly portion of Lot 146 now used as a High School parking lot and to authorize the Board of Selectmen and town officers to take all related actions necessary or appropriate to carry out the purposes of this article.

102 voting in favor, 0 opposed, 1 abstention.

ARTICLE 22

To see if the Town will vote to authorize or approve the transfer and control of a certain parcel of land located at 150 Irving Street having Assessors Parcel ID number 135-95-3198-000 and described in the deed to the Town dated May 24, 1876 recorded with the Middlesex South District Registry of Deeds in Book 1396, Page 7 from the Town of Framingham School Committee to the Board of Selectmen for general municipal purposes, provided that prior to this vote of the Town Meeting, the Framingham School Committee, by vote pursuant to G.L.c. 40, § 15A, has determined that said land is no longer needed for school purposes.

Pass any vote or take any action thereto.

Sponsor: Board of Selectmen

April 25, 2017 Voted: That Article 22 be referred back to Sponsor with the concurrence of the Sponsor.

ARTICLE 23

To see if the Town will vote to declare the property located at 3 Pearl Street, Framingham, MA, known as the Pearl Street Garage, having Assessors Parcel ID: 100/002.0-0003-0001.A, acquired by the Town August 1, 1985 under the deed recorded with the Middlesex South District Registry of Deeds at Book 16410, Page 570 pursuant to Article 4 of the Special Town Meeting of November 28, 1982, as available for disposition, and, further, to authorize the Board of Selectmen to dispose of the same.

Pass any vote or take any action relative thereto.

Sponsor: Chief Procurement Officer
April 25, 2017 Voted: That Article 23 be referred back to Sponsor with the concurrence of the Sponsor.

ARTICLE 24

To see if the Town will vote to declare the town owned property located at 27 and 29 Watson Place, Framingham, MA, known as Watson Place Pumping Station, having Assessors Parcel ID: 050-32-0684-000 and 050-32-0632-000, and shown as Parcel E7 and Parcel 113; on Land Court Plan No. 3856-12, as available for disposition and, further, to authorize the Board of Selectmen to dispose of the same.

Pass any vote or take any action relative thereto.

Sponsor: Chief Procurement Officer
April 25, 2017 Voted: That Article 24 be referred back to Sponsor with the concurrence of the Sponsor.

ARTICLE 25

To see if Town Meeting will vote to amend the Framingham Zoning By-Law by: adding, deleting, and modifying language in Section I.D.; adding, deleting, and amending definitions in Section I.E; amending language in Section II.I for clarification and consistency; replacing as “As-of-right” with “By-right” in Sections III.F.2 and 3; amending Sections IV.B.2.a, IV.B.2.c, IV.B.3.a; adding a new Section IV.B.8.e related to structured parking garage pillars; amending Section IV.D for clarification and consistency; adding a new Section IV.D.5 with language deleted from Section IV.E.10; amending Section IV.E.2 for clarification and consistency; amending Section IV.E.5.a and b; deleting Section IV.E.5.c., “Corner Clearance”, and replacing with a new Section IV.E.5.c, “Corner Lots”; amending Sections IV.E.5.d, IV.E.6.a, IV.E.6.c, IV.E.7.a, c, and d, IV.E.8.b, and c, and IV.E.10; amending Section IV.E.8.e; amending Section V.B.2.a.i; amending Sections V.B.2.a.iii and V.B.6; amending Section V.B.2.b.i.a for consistency with Section V.B.2.a.i; amending Section V.F.g; and amending Section VI.F.a, b, and c; all as set forth in the background materials of the Annual Town Meeting Warrant, which show those portions of the Zoning By-Law to be deleted, changed or amended in “red-line” format, (new text is underlined and deleted text is stricken through).

Pass any vote or take any action relative thereto.

Sponsor: Planning Board
May 2, 2017 Voted: That Article 25 be referred back to Sponsor with the concurrence of the Sponsor.

ARTICLE 26

To see if Town Meeting will vote to amend the Framingham Zoning By-Law by deleting from Section I.E. Definitions the “Mixed-use” and “Mixed-use Complex” definitions and replacing them with two new “Mixed-use Building” and “Mixed-use Complex definitions”; and further deleting the existing Section V.G. Mixed-use By-Law and replacing it with a new Section V.G. Mixed-use By-law as set forth in the background materials of the Annual Town Meeting Warrant, which show those portions of the Zoning By-Law to be deleted, changed or amended in “red-line” format, (new text is underlined and deleted text is stricken through).

Pass any vote or take any action relative thereto.

Sponsor: Planning Board
May 2, 2017 Voted: That Article 26 be referred back to Sponsor with the concurrence of the Sponsor.

ARTICLE 27

To see if Town Meeting will vote to amend the Framingham By-Law by adding to the Definition of Receiving Parcel (Section 1.E.) the property between Route 30 (Cochituate Road) on the southerly side and Route 9(Worcester Road) on the northerly side between the Framingham/Natick Town Line on the east and Caldor Road on the west, specifically including the address of One Worcester Road (aka Shoppers World).

Pass any vote or take any action relative thereto.

Sponsor: Agricultural Advisory Committee
May 2, 2017 Voted: That Article 27 be referred back to Sponsor with the concurrence of the Sponsor.

ARTICLE 28

To see if the Town will vote to change the purpose for which the land at 105 Walnut Street is held from parking purposes to general municipal purposes, said land consisting of approximately 6.83 acres of land identified on the Framingham Assessors Map as Parcel 111-71-1521-000, acquired by the Town under the deed recorded with the Middlesex South District Registry of Deeds at Book 7675, Page 307, pursuant to Article 43 of the 1950 Annual Town Meeting on March 21, 1950 and shown on the plan on file with the office of the Town Engineer. The change of use from parking purposes to general municipal purposes is to permit the construction of a sewer pump station on a portion of said land on such terms and conditions as the Board of Selectmen shall determine to be appropriate, and further to authorize the Board of Selectmen and town officers to take all actions to carry out the purposes of this article, and further to raise and appropriate or transfer from available funds a sum of money for said purpose and related expenses.

Pass any vote or take any action relative thereto.

Sponsor: Board of Selectmen/Department of Public Works
May 2, 2017 Voted: That the Town change the purpose for which the land at 105 Walnut Street is held from parking purposes to general municipal purposes, said land consisting of approximately 6.83 acres of land identified on the Framingham Assessors Map as Parcel 111-71-1521-000, acquired by the Town under the deed recorded with the Middlesex South District Registry of Deeds at Book 7675, Page 307, pursuant to Article 43 of the 1950 Annual Town Meeting on March 21, 1950 and shown on the plan on file with the office of the Town Engineer. The change of use from parking purpose to general municipal purposes is to permit the construction of a sewer pump station on a portion of said land on such terms and conditions as the Board of Selectmen shall determine to be appropriate, and that the Board of Selectmen and town officers be authorized to take all actions to carry out the purposes of this article.

105 voting in favor, 0 opposed, 1 abstention.

ARTICLE 28 – ATTACHMENT ON FILE AT TOWN CLERK'S OFFICE

ARTICLE 29

To see if the Town will vote to amend the Town of Framingham Wetland Protection Bylaw by:

(a) Updating the preamble by removing the word "any" in the first line and replacing it with the word "no" so that the sentence would read:

There shall be no net loss of wetlands or wetland resource areas in Framingham.

(b) Amending the Article V, Section 18.3 Exemptions by adding the word "sewer" between the words "gas," and "water," so that the sentence would read:

The permit and application required by the bylaw shall not be required for maintaining, repairing, or replacing, but, not substantially enlarging or changing an existing and lawfully located structure or facility used in the service of the public to provide electric, gas, sewer, water, telephone, telegraph, or other telecommunications services, provided that the work conforms to the performance standards and design specifications in regulations adopted by this Commission.

(c) Amending the Article V, Section 18.5 Notice of Hearings by deleting the first sentence of the cur rent paragraph 1 of Section 18.5 and replacing with the following:

The applicant filing a Notice of Intent application for a permit under the provisions of this bylaw shall give written notice by Certified Mail, Return Receipt Request, Certificate of Mailing, or by hand-delivery to all abutters within one hundred feet from the property lines of the property in which the project is to occur according to the current Assessors records five (5) days in advance of the scheduled hearing in accordance with provisions of this bylaw and its regulations.

As set forth in the background materials, which shows those portions of the Wetlands Protection By-law to be changed or amended with new text underlined and deleted text stricken through.

Pass any vote or take any action relative thereto.

Sponsor: Conservation Committee

May 2, 2017 Voted: That the Town of Framingham Wetland Protection Bylaw be amended by:

(a) Updating the preamble by removing the word "any" in the first line and replacing it with the word "no" so that the sentence would read:

There shall be no net loss of wetlands or wetland resource areas in Framingham.

(b) Amending the Article V, Section 18.3 Exemptions by adding the word "sewer" between the words "gas," and "water," so that the sentence would read:

The permit and application required by the bylaw shall not be required for maintaining, repairing, or replacing, but, not substantially enlarging or changing an existing and lawfully located structure or facility used in the service of the public to provide electric, gas, sewer, water, telephone, telegraph, or other telecommunications services, provided that the work conforms to the performance standards and design specifications in regulations adopted by this Commission.

(c) Amending the Article V, Section 18.5 Notice of Hearings by deleting the first sentence of the current paragraph 1 of Section 18.5 and replacing with the following:

The applicant filing a Notice of Intent application for a permit under the provisions of this bylaw shall give written notice by Certified Mail, Return Receipt Request, Certificate of Mailing, or by hand-delivery to all abutters within one hundred feet from the property lines of the property in which the project is to occur according to the current Assessors records five (5) days in advance of the scheduled hearing in accordance with provisions of this bylaw and its regulations.

As set forth in the background materials.

Approved by the Attorney General on July 21, 2017.

ARTICLE 30

To see if Town Meeting will vote to amend Article I, Section 1.3 and Article II, Section 21.1 of the General Bylaws by making said Sections conform to Chapter 126 of the Acts of 2016, An Act Increasing the Membership of the Board of Health in Framingham, which Act increased membership of the Board of Health to five with its members appointed two in 2 years and one in 1.

Pass any vote or take any action relative thereto.

Sponsor: Government Study Committee

April 25, 2017 Voted: That Article II, Section 21.1 of the General Bylaws be amended by deleting the words "three (3) members" and inserting in place thereof "five (5) members" and, in addition, amend Article I, Section 1.3 of the General Bylaws to reflect that the number of Board of Health members have increased from three to five and that said members are appointed two in 2 years and one in 1.

Approved by the Attorney General on July 21, 2017.

ARTICLE 31

To see if the Town will vote to amend the Framingham Personnel Bylaw, Article IV, Section 8.1.2 by adding the following subsection (I): "Shall grant a preference in hiring residents of Framingham who have domiciled in Framingham for at least one (1) year prior to date of hire."

Pass any vote or take any action relative thereto.

Sponsor: Citizen Petition (D. Butler)

May 2, 2017 Failed: That the Framingham Personnel Bylaw, Article IV, Section 8.1.2 be amended by adding the following subsection (I): Shall grant a preference in hiring residents of Framingham who have domiciled in Framingham for at least one (1) year prior to date of hire.

ARTICLE 32

To see if the Town will vote to revise the Town Bylaws Article III, Section 1.13 to require posting of reports on the town website.

Pass any vote or take any action relative thereto.

Sponsor: Rules Committee

April 25, 2017 Voted: That Article III, Section 1.13 of the bylaws be amended by replacing the sentence in this section with the following:

Town Departments, Boards, Committees and Commissions shall prepare reports for Annual Town Meetings and for Fall Town Meetings as listed in the following sections. All reports shall be posted on the town website in the folder for that Town Meeting before the Town Meeting begins.

Approved by the Attorney General on July 21, 2017.

ARTICLE 33

To see if the Town will vote to revise the Town Bylaws Article III, Section 1.16 to require posting of actions by Town Meeting on the town website.

Pass any vote or take any action relative thereto.

Sponsor: Rules Committee

April 25, 2017 Voted: That the bylaws Article III, Section 1.16 be amended by replacing the current sentence with the following sentences. **A record of Town Meeting actions shall be posted on the town website in the folder for that Town Meeting within 10 days after the votes by Town Meeting have become effective.** A record of Town Meeting actions shall also be made a part of the Annual Town Report.

Approved by the Attorney General on July 21, 2017.

ARTICLE 34

To see if the Town will vote to authorize the Board of Selectmen to acquire by gift, purchase, eminent domain, or otherwise, and to accept a deed or deeds to the Town of fee simple, easements or other interests in any land necessary for roadway purposes, together with easements for any associated water, sewer, drainage, utility or other easements for said streets, shown on the plan titled “Easement Plan of Land Marble Street, Framingham, Mass.”, prepared by Bruce K. Kinsman, Town Surveyor, dated January 10, 2017, which plan is on file with the office of the Town Engineer, and to authorize the Board of Selectmen and town officers to take all related actions necessary or appropriate to carry out the purposes of this article.

Pass any vote or take any action relative thereto.

Sponsor: Board of Selectmen

May 2, 2017 Voted: That the Board of Selectmen be authorized to acquire by gift, purchase, eminent domain, or otherwise, and to accept a deed or deeds to the Town of fee simple, easements or other interests in any land necessary for roadway purposes, together with easements for any associated water, sewer, drainage, utility or other easements for said streets, shown on the plan titled “Easement Plan of Land Marble Street, Framingham, Mass.”, prepared by Bruce K. Kinsman, Town Surveyor, dated January 10, 2017, which plan is on file with the office of the Town Engineer, and to authorize the Board of Selectmen and town officers to take all related actions necessary or appropriate to carry out the purposes of this article.

87 voting in favor, 7 opposed, 5 abstentions.

ARTICLE 35

WHEREAS, too much of Massachusetts' energy comes from fossil fuels that pollute our air and water and alter our climate; and,

WHEREAS, Massachusetts communities are already feeling the impacts of climate change; and,

WHEREAS, the Town of Framingham is already taking action to reduce its carbon emissions and promote clean energy, including energy efficiency retrofits of all municipal buildings and the installation of solar panels; and

WHEREAS, clean energy has brought many benefits to Massachusetts, including reduced pollution, tens of thousands of clean energy jobs, and more of our energy dollars retained in the local economy; and

WHEREAS, Massachusetts has historically been a leader in the fight against global warming, and has a responsibility to continue to set a positive example for other states and countries to follow; and

WHEREAS, Massachusetts can get 100 percent of its energy from clean, renewable sources by harnessing its abundant solar and wind resources, and taking advantage of innovations in energy efficiency, green transportation, energy storage, and other technologies; and

WHEREAS, the transition to 100 percent renewable energy should promote employment opportunities and economic growth in our communities, facilitate local control and ownership over energy options, and bring tangible benefits to low-income residents and others who have historically been disadvantaged by our energy system;

NOW, THEREFORE, BE IT RESOLVED by the Town of Framingham, in the County of Middlesex, Commonwealth of Massachusetts, that Massachusetts should commit to a goal of 100 percent clean, renewable energy, and move as quickly as possible to achieve that goal;

AND BE IT FURTHER RESOLVED that leaders in the Legislature and statewide elected and appointed officials are urged to do everything in their power to bring Massachusetts closer to100 percent renewable energy, and ensure that the benefits of renewable energy arc realized by Massachusetts residents from all walks of life;

AND BE IT FURTHER RESOLVED that the Town of Framingham will commit to a goal of 100 percent renewable energy, and its officials and staff will consider all municipal decisions in light of whether they will bring the City and its residents, businesses, and institutions closer to 100 percent renewable energy;

AND BE IT FURTHER RESOLVED that the Town of Framingham will avoid taking actions that could increase the use of fossil fuels or delay the transition to 100 percent renewable energy;

AND BE IT FURTHER RESOLVED that the Town of Framingham will take actions to promote clean energy and reduce fossil fuel use, including

- MUNICIPAL SOLAR PROJECTS
- ENERGY EFFICIENCY UPGRADES
- MUNICIPAL AGGREGATION WITH AT LEAST 5% ADDITIONAL CLASS 1 RECS

Pass any vote or take any action relative thereto.

Sponsor: Citizen Petition (K. Weiss)
May 2, 2017 Voted:

WHEREAS, too much of Massachusetts' energy comes from fossil fuels that pollute our air and water and alter our climate; and,

WHEREAS, Massachusetts communities are already feeling the impacts of climate change; and,

WHEREAS, the Town of Framingham is already taking action to reduce its carbon emissions and promote clean energy, including energy efficiency retrofits of all municipal buildings and the installation of solar panels; and

WHEREAS, clean energy has brought many benefits to Massachusetts, including reduced pollution, tens of thousands of clean energy jobs, and more of our energy dollars retained in the local economy; and

WHEREAS, Massachusetts has historically been a leader in the fight against global warming, and has a responsibility to continue to set a positive example for other states and countries to follow; and

WHEREAS, Massachusetts can get 100 percent of its energy from clean, renewable sources by harnessing its abundant solar and wind resources, and taking advantage of innovations in energy efficiency, green transportation, energy storage, and other technologies; and

WHEREAS, the transition to 100 percent renewable energy should promote employment opportunities and economic growth in our communities, facilitate local control and ownership over energy options, and bring tangible benefits to low-income residents and others who have historically been disadvantaged by our energy system;

NOW, THEREFORE, BE IT RESOLVED by the Town of Framingham, in the County of Middlesex, Commonwealth of Massachusetts, that Massachusetts should commit to a goal of 100 percent clean, renewable energy, and move as quickly as possible to achieve that goal;

AND BE IT FURTHER RESOLVED that leaders in the Legislature and statewide elected and appointed officials are urged to do everything in their power to bring Massachusetts closer to100 percent renewable energy, and ensure that the benefits of renewable energy arc realized by Massachusetts residents from all walks of life;

AND BE IT FURTHER RESOLVED that the Town of Framingham will commit to a goal of 100 percent renewable energy, and its officials and staff will consider all municipal decisions in light of whether they will bring the City and its residents, businesses, and institutions closer to 100 percent renewable energy;

AND BE IT FURTHER RESOLVED that the Town of Framingham will avoid taking actions that could increase the use of fossil fuels or delay the transition to 100 percent renewable energy;

AND BE IT FURTHER RESOLVED that the Town of Framingham will take actions to promote clean energy and reduce fossil fuel use, including

- MUNICIPAL SOLAR PROJECTS
- ENERGY EFFICIENCY UPGRADES
- MUNICIPAL AGGREGATION WITH AT LEAST 5% ADDITIONAL CLASS 1 RECS

Audrey Hall, Precinct 3

MAY 4, 2017 SPECIAL TOWN MEETING

ARTICLE 1

To see if the Town Meeting will vote to authorize the Board of Selectmen to consent to the conveyance of the land and buildings known as the Jonathan Maynard Building situated at 14 Vernon Street in Framingham by the Danforth Museum Corporation to the Framingham State University Foundation Supporting Organization, Inc., for consideration of One and 00/100 ($1.00) upon the terms and conditions set forth in Memorandum of Agreement entered into by the Board of Selectmen, the Trustees of The Danforth Museum Corporation, the Framingham State University Foundation Supporting Organization, Inc., the Framingham State University Foundation, Inc., and Framingham State University, a copy of which is on file at the Office of the Board of Selectmen; and further that the Town authorize the Board of Selectmen to exercise or waive the Town's Right of First Refusal with respect to the Framingham State University Foundation Supporting Organization, Inc.'s grant of a lease to Framingham State University for the Jonathan Maynard Building situated at 14 Vernon Street; and to authorize the Board of Selectmen and other town officials to take all actions to carry out the purposes of this article.

Pass any vote or take any action relative thereto.

Sponsor: Board of Selectmen
May 11, 2017 Voted: That Article 1 be referred back to Sponsor.

ARTICLE 1 – ADDITIONAL MOTIONS/AMENDMENTS

May 11, 2017 Not voted on due to refer back: I move that the Town Meeting vote that the Board of Selectmen be authorized to consent to the conveyance of the land and buildings known as the Jonathan Maynard Building situated at 14 Vernon Street in Framingham by the Danforth Museum Corporation to the Framingham State University Foundation Supporting Organization, Inc., for consideration of One and 00/100 ($1.00) upon the terms and conditions set forth in Memorandum of Agreement entered into by the Board of Selectmen, the Trustees of The Danforth Museum Corporation, the Framingham State University Foundation, Inc., and Framingham State University, a copy of which is on file at the Office of the Board of Selectmen; and further, that the Town authorize the Board of Selectmen to exercise or waive the Town's Right of First Refusal with respect to the Framingham State University Foundation Supporting Organization, Inc.'s grant of a lease to Framingham State University for the Jonathan Maynard Building situated at 14 Vernon Street; and to authorize the Board of Selectmen and other town officials to take all actions to carry out the purposes of this article.

Kevin P. Crotty, Precinct 7

ARTICLE 2

To see if the Town Meeting will vote to amend the Framingham Zoning Bylaw by:

deleting from Section V.O.2.a.5.5 the words "all building" and replacing them with the words "the same proportion of building" and by deleting the word "all" and replacing it with the words "the same proportion of" so that Section V.O.2.a.5.5, which now reads:

"This shall include all building lot areas associated with the residential building unit square footage, infrastructure and roadways associated with the building lots, and all non-buildable areas including wetlands, wetland buffers, and Moderate Slopes as identified in the TDR Yield Plan."

would read:

"This shall include ~~all building~~ **the same proportion of building** lot areas associated with the residential building unit square footage, infrastructure and roadways associated with the building lots, and ~~all~~ **the same proportion** of non-buildable areas, including wetlands wetland buffers, and Moderate Slopes as identified in the TDR Yield Plan."

and further to amend Section V.O.2.a.6 to delete the first sentence thereof which sentence reads:

"All lands deemed non-buildable on the Giving Parcel, such as wetlands, wetland buffers, and Moderate Slopes as identified in the TDR Yield Plan, shall be placed under an APR and/or CR at the same time as the first Development Rights are placed under an APR and/or CR."

so that Section V.O.5. would read:

~~"All lands deemed non-buildable on the Giving Parcel, such as wetlands, wetland buffers, and Moderate Slopes as identified in the TDR Yield Plan, shall be placed under an APR and/or CR at the same time as the first Development Rights are placed under an APR and/or CR."~~ **"Development Rights on a Giving Parcel that have not been transferred to a Receiving Parcel shall remain eligible for future transfer or development."**

and further to amend Section V.O.2.b.4 by deleting the word "not" so that said Section V.O.2.b.4 which now reads:

"Parcels of land that are pre-existing non-conforming lots that exceed allowed densities or that have received variances for building height, number of additional floors, lot coverage, and/or FAR are not eligible to receive transferred Development Rights"

would read:

"Parcels of land that are pre- existing non-conforming lots that exceed allowed densities or that have received variances for building height, number of additional floors, lot coverage, and/or FAR are ~~not~~ eligible to receive transferred Development Rights"

and further to amend Section V.O.2.c.4 by deleting the word "Limitation" from the heading; and by deleting the word "only" and replacing it with the word "even"; and by deleting the word "not"; and by deleting the words "not ever"; and by adding the word "not" prior to the word "render" so that Section V.O.2.c.4, which now reads:

Variance Limitation

"The Planning Board may issue a TDR special permit in accordance with the additional requirements and standards specified within Section V.O., only if the receiving parcel is ~~not~~ a pre-existing non-conforming property and a variance has not ever been issued from the requirements of this Section V.O for the Receiving Parcel. A pre-existing non-conformity or a variance from the provisions of Section V.O. shall render a property ineligible for the filing of a TDR special permit application and TDR special permit."

would read as follows:

Variance ~~Limitation~~

"The Planning Board may issue a TDR special permit in accordance with the additional requirements and standards specified within Section V.O., ~~only~~ **even** if the receiving parcel is ~~not~~ a pre-existing non-conforming property and a variance has ~~not ever~~ been issued from the requirements of this Section V.O for the Receiving Parcel. A pre-existing non-conformity or a variance from the provisions of Section V.O. shall **not** render a property ineligible for the filing of a TDR special permit application and TDR special permit."

(new text is underlined and deleted text is stricken through)

Pass any vote or take any action relative thereto.

Sponsor: Agricultural Advisory Committee

May 11, 2017 Voted: That Article 2 be referred back to Sponsor.

ARTICLE 2 – ADDITIONAL MOTIONS/AMENDMENTS

May 11, 2017 Not voted on due to refer back: I move that the Town Meeting vote to amend the Framingham Zoning Bylaw Section V.O.2.a.5.5, Section V.O.2.a.6, Section V.O.2.b.4 and section V.O.2.c.4 by deleting from Section V.O.2.a.5.5 the words “all building” and replacing them with the words “the same proportion of building” and by deleting the word “all” and replacing it with the words “the same proportion of”; and further to amend Section V.O.2.a.6 to delete the first sentence thereof which sentence; by to amend Section V.O.2.b.4 by deleting the word “not”; and to amend Section V.O.2.c.4 by deleting the word “Limitation” from the heading; and by deleting the word “only” and replacing it with the word “even”; and by deleting the word “not”; and be deleting the words “not ever”’ and by adding the word “not” prior to the word “render” as shown on the background materials of the Special Town Meeting warrant, which shows those portions of the Zoning Bylaw to be deleted, changed or amended (new text in underlined and deleted text is stricken through).

Kevin P. Crotty, Precinct 7

ARTICLE 3

To see if the Town will vote to supplement each prior vote of the Town that authorizes the borrowing of money to pay costs of capital projects to provide that, in accordance with Chapter 44, Section 20 of the General Laws, the premium received by the Town upon the sale of any bonds or notes thereunder, less any such premium applied to the payment of the costs of issuance of such bond or notes, may be applied to pay project costs and the amount authorized to be borrowed for each such project shall be reduced by the amount of any such premium so applied.

Pass any vote or take any action relative thereto.

Sponsor: Chief Financial Officer

May 11, 2017 Voted: That the Town votes to supplement each prior vote of the Town that authorizes the borrowing of money to pay costs of capital projects to provide that, in accordance with Chapter 44, Section 20 of the General Laws, the premium received by the Town upon the sale of any bonds or notes thereunder, less any such premium applied to the payment of the costs of issuance of such bonds or notes, may be applied to pay project costs and the amount authorized to be borrowed for each such project shall be reduced by the amount of any such premium so applied.

ARTICLE 4

We the undersigned do respectfully request that Framingham Town officials support a recommendation that Framingham Town Meeting appropriate$ 2.2 Million in capital funding for the Townowned historic VILLAGE HALL, to be effective July 1, 2017.

This Town investment would bring the Village Hall into compliance with accessibility and safety standards as required by state regulations, including but not limited to exterior access, bathrooms, elevator, fire suppression and electrical modification, all under the direction of the Town of Framingham. It would assure access for all who wish to attend events in this grand hall, and stabilize ongoing finances to maintain and preserve this iconic symbol of Framingham’s heritage.

Our signatures in support of this FY 2018 Capital funding convey our deep concern that access and safety for this Town-owned landmark building may no longer be delayed.

Pass any vote or take any action relative thereto.

Sponsor: Citizen Petition

May 11, 2017 Voted: That Article 4 be referred back to Sponsor with the concurrence of the Sponsor.

OCTOBER 17, 2017 FALL TOWN MEETING

ARTICLE 1

To see if the Town will vote to authorize payments of unpaid bills of prior years of the Town to be paid from the Fiscal Year 2018 departmental budgets in which they were incurred.

Pass any vote or take any action relative thereto.

Sponsor: Chief Financial Officer
October 17, 2017 Voted: That Town Meeting authorize payment of the following unpaid bills of prior years of the Town, as attached. These bills are to be paid from the FY2018 departmental budget in which they incurred.

120 voting in favor, 0 opposed.

ARTICLE 1 – ATTACHMENT

Fire Department	Chad Sexton	$149.00 (reimbursement)
Fire Department	Vincent Zanella	$149.00 (reimbursement)
Police Department	MHQ	$4,059.11 (6 invoices)
Animal Control	Slade Veterinary	$738.22 (2 invoices)
School Department	MedPro Disposal	$231.53
School Department	Discount School Supply	$44.98
School Department	Music Theatre International	$20.00
Town Clerk	Systematics	$95.00
Public Works	Eversource	$362.67
School Department	Charles Cook	$125.00 (reimbursement)
School Department	Kimberly Drooker	$345.00 (reimbursement)
School Department	Peter Erbland	$1,000.00 (reimbursement)
School Department	Cher Gervais	$1,000.00 (reimbursement)
School Department	Adrienne Ghilani	$1,000.00 (reimbursement)
School Department	Caitlin Whitehead	$355.00 (reimbursement)
School Department	Caitlin Whitehead	$355.00 (reimbursement)
School Department	Antonella D'Eramo	$335.00 (reimbursement)
School Department	Antonella D'Eramo	$285.00 (reimbursement)
School Department	Fatima Mavrikis	$1,000.00 (reimbursement)
School Department	Kellie Quinn	$75.00 (reimbursement)
School Department	Emily St. Pierre	$285.00 (reimbursement)
School Department	Carrianne Preziosi	$82.00 (reimbursement)
School Department	Tracy Gabriel	$107.00 (reimbursement)

ARTICLE 2

To see if the Town will vote to transfer the sum of $5,206.00 from the handicapped parking fines receipt for appropriation fund, for expenditure by the Disability Commission on projects for the benefit of persons with disabilities.

Pass any vote or take any action relative thereto.

Sponsor: Chief Financial Officer/Disability Commission
October 17, 2017 Voted: That the Town transfer the sum of $5,206.00 from the handicap parking fines receipt reserved for appropriation fund, to be expended by the Disability Commission on projects for the benefit of people with disabilities.

ARTICLE 3

To see if the Town will vote to appropriate sum or sums of money for off-site mitigation improvements or as otherwise agreed upon by the Town of Framingham Planning board and Project Applicant(s) pursuant to recorded Planning Board decision(s) as attached; to be managed by the Town Manager or designee in consultation with the Planning Board and consistent with said decision(s).

Pass any vote or take any action relative thereto.

Sponsor: Chief Financial Officer
October 17, 2017 Voted: That the Town appropriate $263,271.93 of off-site mitigation funds for the improvements, as attached; relative to or as otherwise agreed upon by the Town of Framingham Planning Board and Project Applicants pursuant to recorded Planning Board decisions as attached; to be managed by the Town Manager or after January 1, 2018, the Mayor, or their designee, in consultation with the Planning Board and consistent with said decisions.

ARTICLE 3 - ATTACHMENT

PROJECT ADDRESS	PROJECT APPLICANT NAME	AVAILABLE	DECISION LANGUAGE
1 STAPLES DRIVE	STAPLES	$1,235.93	To be used as a deposit for trees
215 WORCESTER ROAD	TARKINOW	$17,500.00	Off-site traffic improvements, at the direction of Planning Board
550 COCHITUATE ROAD	LLAMBDA LIMITED PARTNERSHIP/LEGGAT MCCALL	$5,344.98	**
517 UNION AVENUE	MCGOWEAN EYECARE	$1,252.44	Union Avenue Master Plan
GOLDEN TRIANGLE RTE 30/SPEEN ST	HUMBLE OIL & REFINING CO (EXXON MOBIL)	$12,744.30	**
RTE 30/SPEEN STREET INTERSECTION	RTE 30/SPEEN STREET	$1,415.63	**
1 WORCESTER ROAD	GENERAL CINEMA	$8,700.00	Facilitate rideship on the Lift Bus/ Transportation use
84 NEW YORK AVENUE	FED EX	$3,551.00	Reconstruction of storm drain culvert which runs from NE corner
74 NEW YORK AVENUE	GENZYME	$3,962.37	For improvements on the Lift Bus
100 THE MOUNTAIN	BOSE CORPORATION	$119,410.00	Repavement of Mountain Rd, as described in the Decision
375 COCHITUATE ROAD	REI	$18,000.00	Traffic mitigation set forth in the "Conceptual Improvement Plan"
2-18 BEACON STREET	JAPANESE RESTAURANT & CULTURAL CENTER	$3,400.00	**
108 CLARK STREET	LIFELINE SYSTEMS INC.	$25,577.00	For study of Denninson Crossing area
110 MOUNT WAYTE	BARON PROPERTIES, LLC/ OFFICES	$4,500.00	Traffic mitigation within immediate area
86 WORCESTER ROAD	TWEETER ETC	$3,000.00	Off-site developments as stated in the decision
770 COCHITUATE ROAD	TJX	$1,575.90	Traffic improvements and/or study within immediate area
496 COCHITUATE STREET	BARMAKIAN JEWERLY	$8,700.00	Off-Site improvements within project area
266-400 WAVERLY	HARLEY DAVIDSON	$5,031.38	Improvements along Waverly Street
1 WORCESTER ROAD	KOHL'S	$10,371.00	Off-site improvements to be used at Planning Board's discretion
350 COCHITUATE ROAD	LOWE'S	$7,000.00	Open Space Preservation
KENDALL HOTEL	KENDALL HOTEL	$1,000.00	Kendall Building clock repair
		$263,271.93	

***Pre 2010 Planning Board Decisions could not be located, but the intent of mitigation is for traffic, therefore funds should be appropriated for traffic studies/improvements.*

ARTICLE 3 – RESOLUTION A

October 17, 2017 Passed: Be it resolved that in order to accommodate new growth, to minimize traffic impacts, and to preserve the quality of life of our neighborhoods, it is the will of Town Meeting that the funding and completion of the entire Comprehensive Economic Development Plan (CEDP) be a major priority of the transition team and the new administration.

The Comprehensive Economic Development Plan will create and analyze the data necessary to evaluate the positive and negative impacts of multiple development projects already proposed as well as future projects throughout Framingham that will impact neighborhoods, property values, and the quality of life for all residents.

Stephen Shull, Precinct 2
Standing Committee on Planning and Zoning Chair

ARTICLE 4

To see if the Town will vote to rescind various authorized, but unissued borrowing votes of the Town.

Pass any vote or take any action relative thereto.

Sponsor: Chief Financial Officer
October 17, 2017 Voted: That this article be referred back to Sponsor with concurrence of the Sponsor.

ARTICLE 5

To see if the Town will vote to approve collective bargaining agreements for unions if they settle in advance of Town Meeting.

Pass any vote or take any action relative thereto.

Sponsor: Chief Financial Officer/Human Resources
October 17, 2017 Voted: That the Town approve the following collective bargaining agreements that have been settled, and adopt any necessary changes to the salary schedule as attached.

Framingham Public Library Employees SEIU, Local 888
Framingham Deputy Fire Chiefs, Local 1652, IAFF-ALF-CIO
Framingham Firefighters, Local 1652, IAFF-ALF-CIO
Framingham Professional Union, SEI, Local 888

Further, that $70,000 be transferred from the Miscellaneous/Unclassified Division Salary Reserve to the Library Department Budget.

Further, that $30,000 be transferred from the Unclassified/Miscellaneous Division Salary Reserve and $120,000 from the Unclassified/Miscellaneous Division Group Health Insurance to the Fire Department Budget.

Further, that $36,448 be transferred from Unclassified/Miscellaneous Division Group Health Insurance as follows:

$5,715 to the Finance Division
$3,387 to the Technology Division
$8,890 to the Public Health Department
$12,043 to the Inspectional Services Division
$5,149 to the Parks & Recreation/Cultural Affairs Division
$1,264 to the Community & Economic Development Division

ARTICLE 5 – ATTACHMENT ON FILE AT TOWN CLERK'S OFFICE

ARTICLE 6

To see if the Town will vote to approve the FY2018 COLA for Non-Union Municipal Employees and further, adopt any necessary changes to the corresponding Salary Schedules.

Pass any vote or take any action relative thereto.

Sponsor: Chief Financial Officer/Human Resources
October 17, 2017 Voted: That the Personnel Bylaw of the Town be amended by adopting the new FY18 Salary Schedules for non-union personnel (M and S/DH) as provided in the background material.

And further, transfer $80,000 from the Miscellaneous/Unclassified Division Salary Reserve as follows:

Elected Boards	$ 6,387
Parks & Recreation Division	$ 14,375
Finance Division	$ 8,000
Inspectional Services	$ 4,332
Community Economic Development Division	$ 8,678
Technology Services Division	$ 9,860
Human Resources Division	$ 8,368
Public Works Division	$ 20,000

ARTICLE 7

To see if the Town will vote to raise and appropriate or transfer from available funds for the FY2018 General Fund Operating Budget.

Pass any vote or take any action relative thereto.

Sponsor: Chief Financial Officer
October 17, 2017 Voted: That the Town raise and appropriate, transfer from available funds or otherwise provide a sum or sums of money for the following FY18 adjustments:

- Increase the Technology Division Appropriation by $41,000
- Increase the Selectmen/Town Manager Budget in the General Government Division Appropriation by $153,643
- Decrease the School Department Appropriation by $653,643
- Decrease the Community Economic Development Division Appropriation by $127,500

ARTICLE 8

To see if the Town will vote to raise and appropriate, transfer from available funds, borrow or otherwise provide a sum or sums of money for the replacement of Fire Station #2 including purchase of equipment, purchase of land, repair, rehabilitation, design or construction of buildings and infrastructure, including any related engineering, personnel and legal services, and the acquisition of any necessary permanent and/or temporary easements or other interests in land for said projects.

Pass any vote or take any action relative thereto.

Sponsor: Chief Financial Officer

October 18, 2017 Voted: That the Town raise and appropriate, transfer from available funds or borrow the sum of $5,796,080 for the Fire Station 2 Replacement project, to be spent under the direction of the Town Manager or his designee, for the purpose of the design and construction, including any related engineering, personnel and legal services.

Further, that the Board of Selectmen be authorized to acquire by gift, purchase or eminent domain, permanent easements and temporary construction easements or other interests in land for said projects, and further that the Board of Selectmen be authorized to take all actions necessary to carry out the purposes of this article.

Further, that the Treasurer be authorized, with the approval of the Board of Selectmen, to issue from time to time bonds or notes in the amount of $5,796,080 to the provisions of M.G.L. Chapter 44, Section 7 and 8 or any other enabling authority.

Further, that any premium received by the Town upon the sale of any bonds or notes approved by this vote, less any such premium applied to the payment of the costs of issuance of such bonds or notes, may be applied to the payment of costs approved by this vote in accordance with Chapter 44, Section 20 of the General Laws, thereby reducing the amount authorized to be borrowed to pay such costs by a like amount.

110 voting in favor, 0 opposed.

ARTICLE 9

To see if the Town will vote to raise, borrow and/or appropriate the sum of $343,500 to acquire for conservation and passive recreational purposes, by gift, grant, or negotiated purchase a perpetual Conservation Restriction pursuant to M.G.L.c. 184, §§26-32 on a parcel of land known as WAYSIDE FOREST consisting of approximately 26.90 +/- acres owned by WAYSIDE/REALTY INN, LLC as described as Assessors Map 013, Block 49, Lot 5389 and as shown on a plan entitled “PLAN OF LAND IN FRAMINGHAM, MASS. survey by MacCarthy & Sullivan Engineering, Inc. dated March 17, 1994”, said Conservation Restriction be conveyed to the Conservation Commission of the Town of Framingham under the provisions of M.G.L.c.40, § 8C as may hereafter be amended, and other Massachusetts statutes relating to conservation, said Conservation Restriction to be managed and controlled by the Conservation Commission of the Town, and to authorize the Board of Selectmen and the Conservation Commission to enter into all agreements and execute any and all instruments as may be necessary on behalf of the Town to affect said acquisition and to file on behalf of the Town any and all applications deemed necessary under Authorization for the Conservation Commission to seek reimbursement under the LAND program, (formerly known as the Self-Help program), M.G.L.c. 132A, § 11, and enter any necessary contracts thereto and/or any other applications for funds in any way connected with the scope of this Article, provided further, that the authorizations included in this Article be conditional upon the receipt of a Massachusetts LAND grant from the Commonwealth of Massachusetts in the amount of $217,600 and Sudbury Valley Trustees’ contribution toward such acquisition valued $125,900.

Pass any vote or take any action relative thereto.

Sponsor: Board of Selectmen
October 18, 2017 Voted: That the Town raise, borrow and/or appropriate the sum of $343,500 to acquire for conservation and passive recreational purposes, by gift, grant, or negotiated purchase a perpetual Conservation Restriction pursuant to M.G.L. Ch. 184, §§ 26,32 on a parcel of land known as WAYSIDE FOREST consisting of approximately 26.90 =/- acres owned by WAYSIDE/REALTY INN, LLC as described as Assessors Map 013, Block 49, Lot 5389 and as shown on a plan entitled "PLAN OF LAND IN FRAMINGHAM, MASS. Survey by MacCarthy & Sullivan Engineering, Inc. dated March 17, 1994", said Conservation Restriction be conveyed to the Conservation Commission of the Town of Framingham under the provisions of M.G.L. Ch. 40, §8C as may hereafter be amended, and other Massachusetts statutes relating to conservation, said Conservation Restriction to be managed and controlled by the Conservation Commission of the Town, and that the Board of Selectmen and Conservation Commission be authorized to enter into all agreements and execute any and all instruments as may be necessary on behalf of the Town to affect said acquisition and to file on behalf of the Town any and all applications deemed necessary under Authorization for the Conservation Commission to seek reimbursement under the LAND program (formerly known as the Self-Help program), M.G.L. Ch. 132A, §11, and enter any necessary contracts thereto and/or any other applications for funds in any way connected with the scope of this Article, provided further, that the authorizations included in this Article be conditional upon the receipt of a Massachusetts LAND grant from the Commonwealth of Massachusetts in the amount of $217,600 and Sudbury Valley Trustees' contribution toward such acquisition valued $125,900.

112 voting in favor, 0 opposed.

ARTICLE 10

To see if the Town will vote to authorize or approve the transfer and control of a certain parcel, or part thereof, of land (9,250sf) located at 150 Irving Street from the custody and control of the Framingham School Committee to the Board of Selectmen for general municipal purposes, including a south Framingham open space project as presented in the background material of the Town Meeting Warrant submitted for review by the Fall Special Town Meeting the Framingham School Committee, having voted pursuant to G.L.c. 40, § 15A, determined that said land is no longer needed for school purposes.

Pass any vote or take any action relative thereto.

Sponsor: Board of Selectmen
October 18, 2017 Voted: That the Town authorize or approve the transfer and control of a certain parcel, or part thereof, of land (9,250 sf) located at 150 Irving Street from the custody and control of the Framingham School Committee to the Board of Selectmen for general municipal purposes, including a south Framingham open space project as presented in the background material of the Town Meeting Warrant submitted for review by the Fall Special Town Meeting the Framingham School Committee, having voted pursuant to G.L. Ch. 40, §15A, determined that said land is no longer needed for school purposes.

110 voting in favor, 1 opposed.

ARTICLE 10 – RESOLUTION A

October 18, 2017 Passed: Be it resolved that it is the will of Town Meeting that 150 Irving Street be used for a park/open space/recreation use and/or a community garden use.

Stephen Shull, Precinct 2
Standing Committee on Planning and Zoning Chair

ARTICLE 11

To see if the Town will vote to hear a report of the Board of Selectmen relative to the laying out, the widening of, or the alteration to, and acceptance of the following streets, pursuant to Chapter 82 of the General Laws as affected by Chapter 410 of the Acts of 2014; and to see if the Town will vote to accept said streets or the widening or alteration of said streets as a public way, as laid out by the Board of Selectmen and as shown on a plan or plans on file in the Office of the Town Clerk:

A. Fox Creek Lane from Meadow Street Extension to its terminus;

B. Fieldstone Way from Pleasant Street to its terminus;

C. Meadowview Lane from Pleasant Street to its terminus.

And, further, to authorize the Board of Selectmen to acquire by gift, purchase, eminent domain, or otherwise, and to accept a deed or deeds to the Town of a fee simple interest or easements in any land necessary for said laying out, and any associated drainage, utility or other easements for said streets, and to authorize the Board of Selectmen and Town officers to take all related actions necessary or appropriate to carry out the purposes of this article.

Pass any vote or take any action relative thereto.

Sponsor: Board of Selectmen/Department of Public Works
October 17, 2017 Voted: That a report from the Board of Selectmen be heard relative to the laying out and acceptance of Fox Creek Lane, Fieldstone Way, Meadowview Lane and pursuant to Chapter 82 of the General Laws as affected by Chapter 410 of the Acts of 2014; and that the Town accept said streets as public ways, as laid out by the Board of Selectmen and as shown on plans on file in the Office of the Town Clerk.

Further, that the Board of Selectmen be authorized to acquire by gift, purchase, eminent domain, or otherwise, and to accept a deed or deeds to the Town of a fee simple interest or easements in any land necessary for said laying out, and any associated drainage, utility or other easements for said streets, and that the Board of Selectmen and Town Officers be authorized to take all related actions necessary or appropriate to carry out the purposes of this article.

ARTICLE 12

To see if the Town will vote to authorize the Board of Selectmen to relocate a portion of the Drain Easement located on 103 Second Street shown on a plan recorded in the Middlesex South District Registry of Deeds as Plan 236 of 1943 and more fully described in the instrument recorded with the Middlesex South District Registry of Deeds in Book 6692, Page 142, to the approximate location of said easement shown on a plan titled “No. 103 Second St. Drainage Easement Relocation Plan” prepared by The Jillson Company, Inc., dated 09 August 2017, included in the background materials; and further to authorize the Board of Selectmen to take any and all actions necessary to carry out the purposes of this article.

Pass any vote or take any action relative thereto.

Sponsor: Board of Selectmen/Department of Public Works
October 17, 2017 Voted: That the Board of Selectmen be authorized to relocate a portion of the Drain Easement located on 103 Second Street shown on a plan recorded in the Middlesex South District Registry of Deeds as Plan 236 of 1943 and more fully described in the instrument recorded with the Middlesex South District Registry of Deeds in Book 6692, Page 142, to the approximate location of said easement shown on a plan titled “No. 103 Second St. Drainage Easement Relocation Plan” prepared by the Jillson Company, Inc., dated 09 August 2017, included in the background materials.

Further, that the Board of Selectmen be authorized to take any and all actions necessary to carry out the purposes of this article.

ARTICLE 13

To see if the Town will vote to authorize the Board of Selectmen to acquire by gift, purchase, or eminent domain temporary and permanent easements in connection with the highway and sidewalk improvement project near 492 Old Connecticut Path, the approximate location of said easements being shown on a plan titled "Highway Easement 492 Old Connecticut Path" a prepared by the Town of Framingham Department of Public Works dated January 20, 2017, revised March 24, 2017, included in the background materials; and further to authorize the Board of Selectmen to take any and all actions necessary to carry out the purposes of this article.

Pass any vote or take any action relative thereto.

Sponsor: Board of Selectmen/Department of Public Works
October 18, 2017 Voted: That the Board of Selectmen be authorized to acquire by gift, purchase, or eminent domain temporary and permanent easements in connection with the highway and sidewalk improvement project near 492 Old Connecticut Path, the approximate location of said easements being shown on a plan titled "Highway Easement 492 Old Connecticut Path" a prepared by the Town of Framingham Department of Public Works dated January 20, 2017, revised March 24, 2017, included in the background materials.

Further, that the Board of Selectmen be authorized to take any and all actions necessary to carry out the purposes of this article.

Unanimously voted.

ARTICLE 14 – RESOLUTION A

To see if Town Meeting will vote to make a recommendation to the Mayor, City Council and administration of the City of Framingham as to whether it shall achieve energy savings and maximize state grant funding as described in its Green Communities application of 2013.

Pass any vote or take any action relative thereto.

Sponsor: Citizens' Petition (K. Weiss, B. Bauler and L. Stoodt)
October 18, 2017 Voted: That the Town express support for achieving Green Communities goals and available grant funding,

WHEREAS, Town Meeting voted at the 2013 Annual Town Meeting to adopt the "Stretch Energy Code" by enacting a General Bylaw for the purpose of regulating the design and construction of buildings for the effective use of energy pursuant to Appendix 115.AA of the Massachusetts Building Code so that the Town of Framingham could qualify for the Massachusetts Green Communities Program that provides grant funds and technical assistance through the Massachusetts Department of Energy Resources (DOER) buildings, schools and vehicles; and

WHEREAS, the Town of Framingham was officially designated on December 18, 2013 as a Green Community by the Massachusetts DOER which came with a notice that Framingham had been awarded $301,900 grant to commence implementing it energy reduction plan; and

WHEREAS, the Town of Framingham voted to approve a Resolution at the 2017 Annual Town Meeting recommending that the municipality of Framingham operate on 100% clean, renewable energy as soon as possible; and

WHEREAS, the Town of Framingham has not yet achieved the 20% reduction in energy savings it committed to in its 2013 Green Communities application; and

WHEREAS, the Town of Framingham has received only two of a possible four Green Communities grant awards to underwrite energy savings and efficiency measures, including when the Town of Framingham did not apply for a grant award for which was eligible for up to $250,000; and

WHEREAS, the Town of Framingham is transitioning to a city form of government on January 1, 2018,

NOW THEREFORE, be it resolved that the Town of Framingham encourages the Mayor, the City Council, and the administration of the City of Framingham to commit to achieve the goal, by January 1, 2020, of reducing municipal energy usage by 20% below the base year of 2012, and to maximize available Massachusetts Green Communities grant funding in 2018 and 2019 to underwrite costs associated with achieving that goal.

ARTICLE 15 – RESOLUTION A

To see if the Town will vote on a resolution commemorating the 317 years of Framingham as a town, 68 years as a town with a Representative Town Meeting, and 21 years as a town with a Town Manager.

Pass any vote or take any action relative thereto.

Sponsor: Board of Selectmen
October 18, 2017 Voted: That the Town resolve to commemorate the 317 years of Framingham as a town, 68 years as a town with a Representative Town Meeting, and 21 years as a town with a Town Manager.

OCTOBER 17, 2017 SPECIAL TOWN MEETING

ARTICLE 1

To see if the Town Meeting will vote to raise and appropriate, transfer from available funds or borrow the sum of One Million Four Hundred Seventy Three Thousand Three Hundred Thirty Three and 33/100 ($1,473,333.33) Dollars and authorize the Board of Selectmen to exercise the Town's Right of First Refusal for the purpose of acquiring by purchase the land and building thereon known as the Jonathan Maynard Building at 14 Vernon Street in Framingham described in the deed filed with the Middlesex Registry District of the Land Court as Document No. 1663930, in Book 1448, Page 63 and noted on Certificate of Title No. 255937 for general municipal purposes, upon the terms and conditions set forth in the notice of intent to sell received from the Danforth Museum Corporation dated September 1, 2017, and served upon the Town, a copy of which is on file at the Office of the Town Clerk; and to authorize the Board of Selectmen and other town officials to take all necessary and related actions to carry out the purposes of this Article.

Pass any vote or take any action relative thereto.

Sponsor: Board of Selectmen

October 17, 2017 Failed: That the Town raise and appropriate, transfer from available funds or borrow the sum of One Million Four Hundred Seventy Three Thousand Three Hundred Thirty Three and 33/100 ($1,473,333.33) Dollars and that the Board of Selectmen be authorized to exercise the Town's Right of First Refusal for the purpose of acquiring by purchase the land and building thereon known as Jonathan Maynard Building at 14 Vernon Street in Framingham described in the deed filed with the Middlesex Registry District of the Land Court as Document No. 1663930, in Book 1448, Page 63 and noted on Certificate of Title No. 255937 for general municipal purposes, upon the terms and conditions set forth in the notice of intent to sell received from the Danforth Museum Corporation dated September 1, 2017, and served upon the Town, a copy of which is on file at the Office of the Town Clerk; and that the Board of Selectmen and other town officials be authorized to take all necessary and related actions to carry out the purposes of the article.

9 voting in favor, 125 opposed.

ARTICLE 1 – ADDITIONAL MOTIONS/AMENDMENTS

October 17, 2017 Failed: Motion to refer back to sponsor.

Gerald L. Bloomfield, Precinct 1

ARTICLE 2

To see if the Town Meeting will vote to authorize the Board of Selectmen to grant a permanent release of the Town's right of reverter and right of first refusal in and to the land and building thereon known as the Jonathan Maynard Building at 14 Vernon Street in Framingham described in the deed filed with the Middlesex Registry District of the Land Court as Document No. 1663930, in Book 1448, Page 63 and noted on Certificate of Title No. 255937 and to accept the sum of One Million and 00/100 $1,000,000.00 Dollars in accordance with the terms and conditions set forth in notice of intent to sell the Danforth Museum Corporation dated September 1, 2017, and served upon the Town, a copy of which is on file at the Office of the Town Clerk; and to authorize the Board of Selectmen and other town officials to take all actions to carry out the purposes of this Article.

Pass any vote or take any action relative thereto.

Sponsor: Board of Selectmen

October 17, 2017 Voted: That the Board of Selectmen be authorized to grant a permanent release of the Town's right of reverter and right of first refusal in and to the land and building thereon known as the Jonathan Maynard Building at 14 Vernon Street in Framingham described in the deed filed with the Middlesex Registry District of the Land Court as Document No. 1663930, in Book 1448, Page 63 and noted on Certificate of Title No. 255937 and to accept the sum of One Million and 00/100 $1,000,000.00 Dollars in accordance with the terms and conditions set forth in notice of intent to sell the Danforth Museum Corporation dated September 1, 2017, and served upon the Town, a copy of which is on file at the Office of the Town Clerk; and that the Board of Selectmen and other town officials be authorized to take all actions to carry out the purposes of this article.

128 voting in favor, 6 opposed.

ARTICLE 2 – ADDITIONAL MOTIONS/AMENDMENTS

October 17, 2017 Failed: Motion to refer back to sponsor.

Gerald L. Bloomfield, Precinct 1

OCTOBER 18, 2017 SPECIAL TOWN MEETING

ARTICLE 1

To see if the Town will vote to accept Section 3(a) of Chapter 64N of the General Laws, as amended by Chapter 55 of the Acts of 2017, and to authorize the Town to impose a local sales tax upon the sale or transfer of marijuana products by a marijuana retailer operating within the town to anyone other than a marijuana establishment of up to three percent of the total sales price received by the marijuana retailer as a consideration for the sale of marijuana or marijuana products, or take any other action relative thereto.

Pass any vote or take any action relative thereto.

Sponsor: Board of Selectmen

October 18, 2017 Voted: That the Town accept Section 3(a) of Chapter 64N of the General Laws, as amended by Chapter 55 of the Acts of 2017, and further that the Town be authorized to impose a local sales tax upon the sale or transfer of marijuana or marijuana products by a marijuana retailer operating within the town to anyone other than a marijuana establishment at the rate of three per cent of the total sales price received by the marijuana retailer as a consideration for the sale of marijuana or marijuana products, or take any other action relative thereto.

110 voting in favor, 5 opposed.